

Home

Community

Life

AFFINITY

MMMM
AFFINITY
AT SERANGOON

COME HOME TO
ALL THAT YOU CHERISH

MMMM

H
E
R
I

Draw nearer to all that matters

Located mere minutes across from Serangoon Gardens, AFFINITY is so much more than just a home — it is your key to a charmed life.

As neighbour to this beloved heritage estate, soak in its laidback atmosphere reminiscent of times past while never missing out on all of the modern conveniences. From famed hawker fare to hipster eats, old-school provisions to 24-hour groceries, and an international selection of cuisines and schools, Serangoon Gardens has got it all.

Welcome to the neighbourhood!



Location: Kensington Park Road

T
A
G
E



SHOPPING & DINING

- Chomp Chomp Food Centre
- Serangoon Garden Market & Food Centre
- myVillage
- NEX Mall
- Serangoon Central
- Upper Serangoon Shopping Centre
- Heartland Mall
- Kovan Market & Food Centre
- Hainanese Village Centre
- Ci Yuan Hawker Centre
- Hougang Mall
- AMK Hub
- Jubilee Square



SPORTS & RECREATION

- Serangoon Sports & Recreation Centre
- Serangoon Stadium
- Serangoon Public Library
- Hougang ActiveSG Stadium
- Hougang ActiveSG Sports Centre
- Kovan Sports Centre
- Bishan ActiveSG Stadium



PARKS & NATURE

- Serangoon Community Park
- Kampong Park@Serangoon
- Serangoon Sunshine Park
- Parry Avenue Interim Park
- Maplewood Park
- Punggol Park
- Bishan-Ang Mo Kio Park
- Ang Mo Kio Ave 5 Park Connector
- Park Connector Network North East Riverine Loop Access Point
- Jalan Pelikat Park Connector
- Serangoon Park Connector



BUSINESS

- Serangoon North Industrial Estate
- Ang Mo Kio Industrial Park
- Seletar Aerospace Park
- Future Defu Industrial City
- Future Lorong Halus Industrial Park
- Future Punggol Digital District
- Future Sengkang West Industrial Park



EDUCATION

PRIMARY SCHOOL WITHIN 1KM

- Rosyth School
- Zhonghua Primary School

PRIMARY SCHOOL BETWEEN 1-2KM

- CHIJ Our Lady of Good Counsel
- Xinmin Primary School
- Hougang Primary School
- Yio Chu Kang Primary School
- Montfort Junior School*
- Xinghua Primary School*
- Yangzheng Primary School*

SECONDARY SCHOOL

- Serangoon Garden Secondary School
- Bowen Secondary School
- Xinmin Secondary School
- Montfort Secondary School
- Paya Lebar Methodist Girls' Secondary School
- Yuying Secondary School
- Zhonghua Secondary School
- St. Gabriel's Secondary School

JUNIOR COLLEGE

- Serangoon Junior College
- Nanyang Junior College

INTERNATIONAL SCHOOL

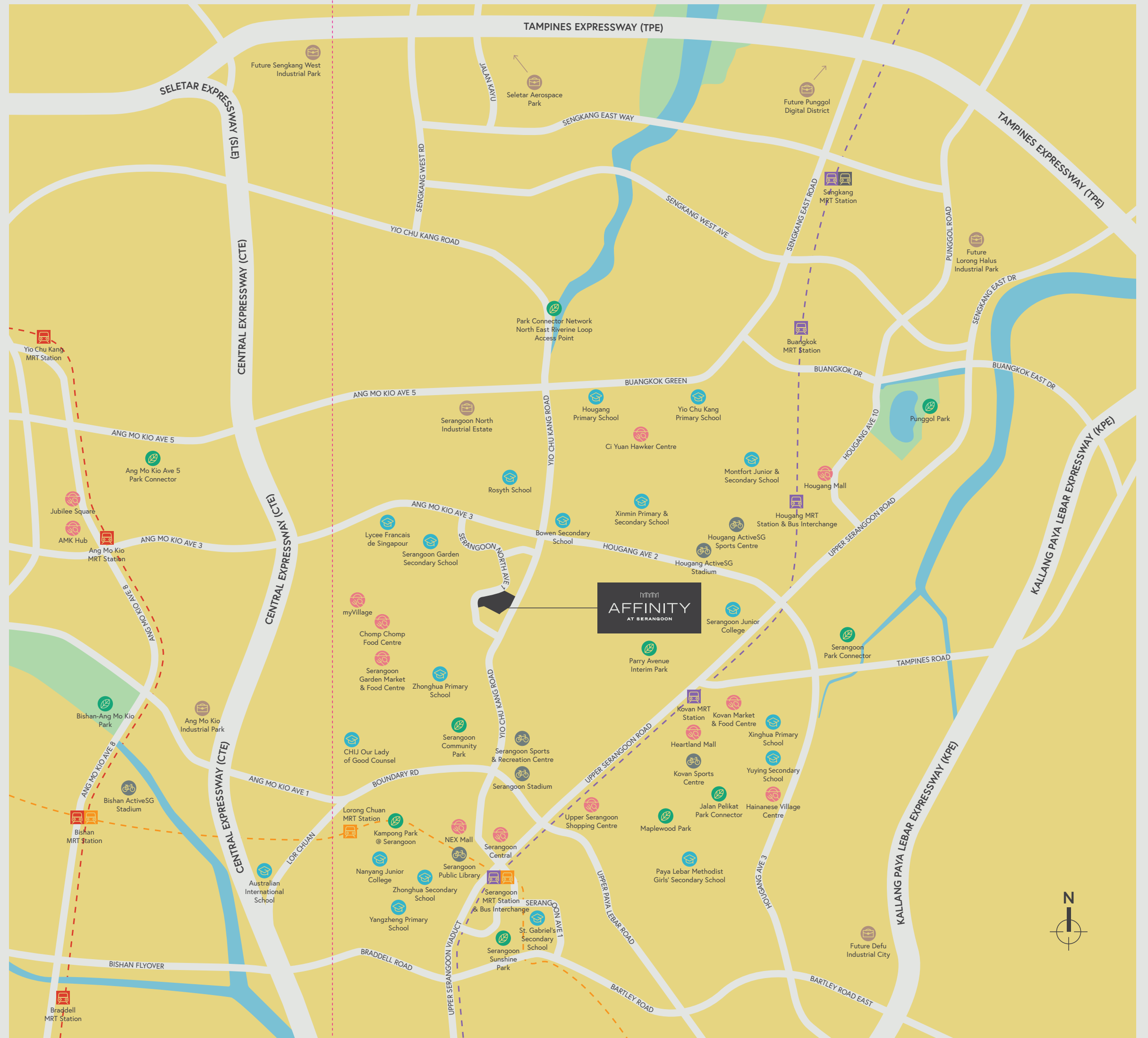
- Lycee Francais de Singapour
- Australian International School



ACCESSIBILITY

- Serangoon MRT Station & Bus Interchange
- Kovan MRT Station
- Lorong Chuan MRT Station
- Hougang MRT Station & Bus Interchange
- Central Expressway (CTE)
- Seletar Expressway (SLE)
- Tampines Expressway (TPE)
- Kallang Paya Lebar Expressway (KPE)

*Actual home to school distance for Primary One Registration is indicative and will vary depending on the residential block selected, and all purchasers must independently verify the distance on www.onemap.sg/schoolquery.



Your home



Designed by the award-winning DP Architects, the residences sit amidst lush landscaping reminiscent of a luxury resort. Whether it's time out for yourself or play time with friends and family, there's plenty to keep you occupied. At the heart of the development, you'll find glittering pools with islands of facilities, perfect for gatherings. Or spend time with nature and explore the diversity of flora at the forest boardwalk. And of course, keeping fit is easy to do when you have a variety of fitness facilities as well as space aplenty to stretch, run, jump! For your convenience, there are also five retail shops on site.



Your retreat

With units ranging from 1- to 4-bedroom apartments, penthouses as well as strata landed houses, there is a home to suit every need. Thanks to the elevation of the site and the thoughtful planning of the blocks, enjoy unobstructed views of the surrounding low-rise estate or of the lush landscaping whichever home you choose.



Site Plan

GRAND ENTRANCE

1ST STOREY

- 1 Entrance Boulevard
- 2 Grand Drop-Off
- 3 Jumping Jet Fountain
- 4 Retail Shops

2ND STOREY

- 85 Grand Canopy

THE ISLANDS

1ST STOREY

- 5 Clubhouse
- 6 Changing Room
- 7 Function Room 1
- 8 Party Deck
- 9 Party Lawn
- 10 Bubble Pool
- 11 50m Lap Pool
- 12 Wading Pool
- 13 Spill-Out Lawn
- 14 Floating Path
- 15 Island Pavilion
- 16 Alfresco Kitchen
- 17 Alfresco Dining
- 18 Beachfront Deck
- 19 Beachfront Lawn
- 20 Aqua Gym
- 21 Sunken Spa
- 22 Palm Cove
- 23 Shorefront Hammock
- 24 Forest Candle
- 25 Function Room 2
- 26 Shorefront Pavilion
- 27 Island BBQ
- 28 Outdoor Shower
- 29 Island Pool Deck
- 30 Foot Spa
- 31 Villas Shore
- 32 Family Lawn
- 33 Family Pool
- 34 Family Water Bed
- 35 Kids Fountain Pool
- 36 Island Lawn
- 37 Lawn Bed
- 38 Chess Garden

THE STREAM FOREST

1ST STOREY

- 65 Spa Pavilion
- 66 Foot Massage
- 67 Avenue Shore
- 68 Spa Hub
- 69 Family Spa
- 70 Spa Bed
- 71 Plankton Cove
- 72 Jacuzzi
- 73 Spa Mist
- 74 Firefly Path
- 75 Fern Garden
- 76 Firefly Stream
- 77 Firefly Deck
- 78 Putting Green 2
- 79 Mist Garden
- 80 River Path
- 81 Reed Garden
- 82 Floating Boardwalk
- 83 Water Plant Garden
- 84 Wetland Trail

BASEMENT 1

- 88 Open-to-Sky Garden

ANCILLARY

1ST STOREY

- A Security
- B Side Gate

BASEMENT 1

- C Clubhouse Lift Lobby
- D Handicap Lots
- E Bin Centre
- F Transformer Room
- G Main Distribution Frame Room

THE TROPICAL FORESTS

1ST STOREY

- 39 Tennis Court
- 40 Uphill Trekking
- 41 Sanctuary Garden
- 42 Zen Garden
- 43 Sanctuary Pool
- 44 Villas Garden

- 45 Villas Lawn
- 46 Sanctuary Lawn
- 47 Elevated Trail
- 48 Reflexology Path
- 49 Fitness Corner
- 50 Outdoor Gym
- 51 Kids Playground
- 52 Villas Cabana
- 53 Jogging Trail
- 54 Bicycle Lots
- 55 Forest Pavilion
- 56 Forest Garden
- 57 Forest Bed
- 58 Forest Pod
- 59 Botanic Garden
- 60 Forest Cabana
- 61 Putting Green 1
- 62 Community Garden
- 63 Spice Garden
- 64 Herb Garden



Schematic Diagram

BLOCK 18										
UNIT LEVEL	01	02	03	04	05	06	07	08	09	10
14	PH2		BS1	BPS1	DS1(d)(h)	C1(b)(h)	BP1	BPS2	A1	CD1(h)
13	CD1	A1(h)	BS1	BPS1	DS1(d)	C1(b)	BP1	BPS2	A1	CD1
12	CD1	A1	BS1	BPS1	DS1(d)	C1(b)	BP1	BPS2	A1	CD1
11	CD1	A1	BS1	BPS1	DS1(d)	C1(b)	BP1	BPS2	A1	CD1
10	CD1	A1	BS1	BPS1	DS1(d)	C1(b)	BP1	BPS2	A1	CD1
9	CD1	A1	BS1	BPS1	DS1(d)	C1(b)	BP1	BPS2	A1	CD1
8	CD1	A1	BS1	BPS1	DS1(d)	C1(b)	BP1	BPS2	A1	CD1
7	CD1	A1	BS1	BPS1	DS1(d)	C1(b)	BP1	BPS2	A1	CD1
6	CD1	A1	BS1	BPS1	DS1(d)	C1(b)	BP1	BPS2	A1	CD1
5	CD1	A1	BS1	BPS1	DS1(d)	C1(b)	BP1	BPS2	A1	CD1
4	CD1	A1	BS1	BPS1	DS1(d)	C1(b)	BP1	BPS2	A1	CD1
3	CD1	A1	BS1	BPS1	DS1(b)	C1(a)	BP1	BPS2	A1	CD1
2	CD1	A1	BS1	VOID	DS1(b)	C1(a)	BP1	BPS2	A1	CD1
1	CD1(PES)	A1(PES)	B1(PES)	VOID	DS1(PES)	C1(a)(PES)	BP1(PES)	BPS2(PES)	A1(PES)	CD1(PES)
B1	CARPARK									
B2	CARPARK									

BLOCK 20										
UNIT LEVEL	11	12	13	14	15	16	17	18	19	20
14	PH2		BS1	BPS1	DS1(h)	C1(a)(h)	BP1	BPS2	A1	CD1(a)(h)
13	CD1(a)	A1(h)	BS1	BPS1	DS1	C1(a)	BP1	BPS2	A1	CD1(a)
12	CD1(a)	A1	BS1	BPS1	DS1	C1(a)	BP1	BPS2	A1	CD1(a)
11	CD1(a)	A1	BS1	BPS1	DS1	C1(a)	BP1	BPS2	A1	CD1(a)
10	CD1(a)	A1	BS1	BPS1	DS1	C1(a)	BP1	BPS2	A1	CD1(a)
9	CD1(a)	A1	BS1	BPS1	DS1	C1(a)	BP1	BPS2	A1	CD1(a)
8	CD1(a)	A1	BS1	BPS1	DS1	C1(a)	BP1	BPS2	A1	CD1(a)
7	CD1(a)	A1	BS1	BPS1	DS1	C1(a)	BP1	BPS2	A1	CD1(a)
6	CD1(a)	A1	BS1	BPS1	DS1	C1(a)	BP1	BPS2	A1	CD1(a)
5	CD1(a)	A1	BS1	BPS1	DS1	C1(a)	BP1	BPS2	A1	CD1(a)
4	CD1(a)	A1	BS1	BPS1	DS1	C1(a)	BP1	BPS2	A1	CD1(a)
3	CD1	A1	BS1	BPS1	DS1	C1(a)	BP1	BPS2	A1	CD1
2	CD1	A1	BS1	VOID	DS1	C1(a)	BP1	BPS2	A1	CD1
1	CD1(PES)	A1(PES)	B1(PES)	VOID	DS1(PES)	C1(a)(PES)	BP1(PES)	BPS2(PES)	A1(PES)	CD1(PES)
B1	CARPARK									
B2	CARPARK									

- Type A
1-bedroom
- Type B
2-bedroom
- Type C
3-bedroom
- Type PH
Penthouse
- Type AS
1-bedroom + Study
- Type BS
2-bedroom + Study
- Type CP
3-bedroom Premium
- Type SL1
4-bedroom Strata Terrace House
- Type BP
2-bedroom Premium
- Type CD
3-bedroom Deluxe
- Type SL2
5-bedroom Strata Terrace House
- Type BPS
2-bedroom Premium + Study
- Type DS
4-bedroom + Study

BLOCK 22											
UNIT LEVEL	21	22	23	24	25	26	27	28	29	30	31
14	PH2		BS1	BPS1	DS1(c)(h)	C1(h)	AS2	AS1	AS1	A1	CD1(a)(h)
13	CD1	A1(h)	BS1	BPS1	DS1(c)	C1	AS2	AS1	AS1	A1	CD1(a)
12	CD1	A1	BS1	BPS1	DS1(c)	C1	AS2	AS1	AS1	A1	CD1(a)
11	CD1	A1	BS1	BPS1	DS1(c)	C1	AS2	AS1	AS1	A1	CD1(a)
10	CD1	A1	BS1	BPS1	DS1(c)	C1	AS2	AS1	AS1	A1	CD1(a)
9	CD1	A1	BS1	BPS1	DS1(c)	C1	AS2	AS1	AS1	A1	CD1(a)
8	CD1	A1	BS1	BPS1	DS1(c)	C1	AS2	AS1	AS1	A1	CD1(a)
7	CD1	A1	BS1	BPS1	DS1(c)	C1	AS2	AS1	AS1	A1	CD1(a)
6	CD1	A1	BS1	BPS1	DS1(c)	C1	AS2	AS1	AS1	A1	CD1(a)
5	CD1	A1	BS1	BPS1	DS1(c)	C1	AS2	AS1	AS1	A1	CD1(a)
4	CD1	A1	BS1	BPS1	DS1(c)	C1	AS2	AS1	AS1	A1	CD1(a)
3	CD1	A1	BS1	BPS1	DS1(a)	C1	AS2	AS1	AS1	A1	CD1
2	CD1	A1	BS1	VOID	DS1(a)	C1	AS2	AS1	AS1	A1	CD1
1	CD1(PES)	A1(PES)	B1(PES)	VOID	DS1(a)(PES)	C1(PES)	AS2(PES)	AS1(PES)	AS1(PES)	A1(PES)	CD1(PES)
B1	CARPARK										
B2	CARPARK										

BLOCK 24											
UNIT LEVEL	32	33	34	35	36	37	38	39	40	41	42
14	CP1(a)(h)	BPS1	BS1	A1	CD1(h)	CD1(a)(h)	A1	AS1	AS1	AS2	C1(h)
13	CP1(a)	BPS1	BS1	A1	CD1	CD1(a)	A1	AS1	AS1	AS2	C1
12	CP1(a)	BPS1	BS1	A1	CD1	CD1(a)	A1	AS1	AS1	AS2	C1
11	CP1(a)	BPS1	BS1	A1	CD1	CD1(a)	A1	AS1	AS1	AS2	C1
10	CP1(a)	BPS1	BS1	A1	CD1	CD1(a)	A1	AS1	AS1	AS2	C1
9	CP1(a)	BPS1	BS1	A1	CD1	CD1(a)	A1	AS1	AS1	AS2	C1
8	CP1(a)	BPS1	BS1	A1	CD1	CD1(a)	A1	AS1	AS1	AS2	C1
7	CP1(a)	BPS1	BS1	A1	CD1	CD1(a)	A1	AS1	AS1	AS2	C1
6	CP1(a)	BPS1	BS1	A1	CD1	CD1(a)	A1	AS1	AS1	AS2	C1
5	CP1(a)	BPS1	BS1	A1	CD1	CD1(a)	A1	AS1	AS1	AS2	C1
4	CP1(a)	BPS1	BS1	A1	CD1	CD1(a)	A1	AS1	AS1	AS2	C1
3	CP1	BPS1	BS1	A1	CD1	CD1	A1	AS1	AS1	AS2	C1
2	CP1	VOID	BS1	A1	CD1	CD1	A1	AS1	AS1	AS2	C1
1	CP1(PES)	VOID	B1(PES)	A1(PES)	CD1(PES)	CD1(PES)	A1(a)(PES)	AS1(a)(PES)	AS1(a)(PES)	AS2(a)(PES)	C1(b)(PES)
B1	CARPARK										
B2	CARPARK										

BLOCK 26											
UNIT LEVEL	43	44	45	46	47	48	49	50	51	52	53
14	PHS1		BS1	BPS1	CP1(a)(h)	C1(h)	AS2	AS1	AS1	A1	C2(b)(h)
13	C2	A1(h)	BS1	BPS1	CP1(a)	C1	AS2	AS1	AS1	A1	C2(b)
12	C2	A1	BS1	BPS1	CP1(a)	C1	AS2	AS1	AS1	A1	C2(b)
11	C2	A1	BS1	BPS1	CP1(a)	C1	AS2	AS1	AS1	A1	C2(b)
10	C2	A1	BS1	BPS1	CP1(a)	C1	AS2	AS1	AS1	A1	C2(b)
9	C2	A1	BS1	BPS1	CP1(a)	C1	AS2	AS1	AS1	A1	C2(b)
8	C2	A1	BS1	BPS1	CP1(a)	C1	AS2	AS1	AS1	A1	C2(b)
7	C2	A1	BS1	BPS1	CP1(a)	C1	AS2	AS1	AS1	A1	C2(b)
6	C2	A1	BS1	BPS1	CP1(a)	C1	AS2	AS1	AS1	A1	C2(b)
5	C2	A1	BS1	BPS1	CP1(a)	C1	AS2	AS1	AS1	A1	C2(b)
4	C2	A1	BS1	BPS1	CP1(a)	C1	AS2	AS1	AS1	A1	C2(b)
3	C2	A1	BS1	BPS1	CP1	C1	AS2	AS1	AS1	A1	C2
2	C2	A1	BS1	VOID	CP1	C1	AS2	AS1	AS1	A1	C2
1	C2(PES)	A1(PES)	B1(PES)	VOID	CP1(PES)	C1(b)(PES)	AS2(a)(PES)	AS1(a)(PES)	AS1(a)(PES)	A1(a)(PES)	C2(b)(PES)
B1	CARPARK										
B2	CARPARK										

BLOCK 28											
UNIT LEVEL	54	55	56	57	58	59	60	61	62	63	64
14	PHS1		BS1	BPS1	CP1(h)	PH1		AS1	AS1	PHS1	
13	C2(b)	A1(h)	BS1	BPS1	CP1	C1	AS2(h)	AS1	AS1	A1(h)	C2(b)
12	C2(b)	A1	BS1	BPS1	CP1	C1	AS2	AS1	AS1	A1	C2(b)
11	C2(b)	A1	BS1	BPS1	CP1	C1	AS2	AS1	AS1	A1	C2(b)
10	C2(b)	A1	BS1	BPS1	CP1	C1	AS2	AS1	AS1	A1	C2(b)
9	C2(b)	A1	BS1	BPS1	CP1	C1	AS2	AS1	AS1	A1	C2(b)
8	C2(b)	A1	BS1	BPS1	CP1	C1	AS2	AS1	AS1	A1	C2(b)
7	C2(b)	A1	BS1	BPS1	CP1	C1	AS2	AS1	AS1	A1	C2(b)
6	C2(b)	A1	BS1	BPS1	CP1	C1	AS2	AS1	AS1	A1	C2(b)
5	C2(b)	A1	BS1	BPS1	CP1	C1	AS2	AS1	AS1	A1	C2(b)
4	C2(b)	A1	BS1	BPS1	CP1	C1	AS2	AS1	AS1	A1	C2(b)
3	C2	A1	BS1	BPS1	CP1	C1	AS2	AS1	AS1	A1	C2
2	C2	A1	BS1	VOID	CP1	OFC/FCC	SHOP	SHOP	SHOP	SHOP	SHOP
1	C2(PES)	A1(PES)	B1(PES)	VOID	CP1(PES)						
B1	CARPARK										
B2	CARPARK										

BLOCK 30											
UNIT LEVEL	65	66	67	68	69	70	71	72	73	74	75
14	CP1(a)(h)	BPS1	BS1	PHS1	PHS1			AS1	AS1	PH1	
13	CP1(a)	BPS1	BS1	A1(h)	C2	C2(b)	A1(h)	AS1	AS1	AS2(h)	C1
12	CP1(a)	BPS1	BS1	A1	C2	C2(b)	A1	AS1	AS1	AS2	C1
11	CP1(a)	BPS1	BS1	A1	C2	C2(b)	A1	AS1	AS1	AS2	C1
10	CP1(a)	BPS1	BS1	A1	C2	C2(b)	A1	AS1	AS1	AS2	C1
9	CP1(a)	BPS1	BS1	A1	C2	C2(b)	A1	AS1	AS1	AS2	C1
8	CP1(a)	BPS1	BS1	A1	C2	C2(b)	A1	AS1	AS1	AS2	C1
7	CP1(a)	BPS1	BS1	A1	C2	C2(b)	A1	AS1	AS1	AS2	C1
6	CP1(a)	BPS1	BS1	A1	C2	C2(b)	A1	AS1	AS1	AS2	C1
5	CP1(a)	BPS1	BS1	A1	C2	C2(b)	A1	AS1	AS1	AS2	C1
4	CP1(a)	BPS1	BS1	A1	C2	C2(b)	A1	AS1	AS1	AS2	C1
3	CP1	BPS1	BS1	A1	C2	C2	A1	AS1	AS1	AS2	C1
2	CP1	VOID	BS1	A1	C2	C2	A1	AS1	AS1	AS2	C1
1	VOID	VOID	B1(PES)	A1(PES)	C2(PES)	C2(a)(PES)	A1(a)(PES)	AS1(a)(PES)	AS1(a)(PES)	AS2(a)(PES)	VOID
B1	CARPARK										
B2	CARPARK										

- Type A
1-bedroom
- Type B
2-bedroom
- Type C
3-bedroom
- Type PH
Penthouse
- Type AS
1-bedroom + Study
- Type BS
2-bedroom + Study
- Type CP
3-bedroom Premium
- Type SL1
4-bedroom Strata Terrace House
- Type BP
2-bedroom Premium
- Type BPS
2-bedroom Premium + Study
- Type CD
3-bedroom Deluxe
- Type SL2
5-bedroom Strata Terrace House
- Type DS
4-bedroom + Study

STRATA TERRACE HOUSE								
UNIT LEVEL	10	10A	12	12A	14	14A	16	16A
2								
1	SL2B(a)	SL2B	SL2B	SL2B	SL2B	SL2B	SL2B	SL2B(b)
B1	COMMON CARPARK							
B2	COMMON CARPARK							

STRATA TERRACE HOUSE													
UNIT LEVEL	32	32A	34	34A	36	36A	38	38A	40	40A	42	42A	44
2													
1	SL1(b)	SL1	SL1	SL1	SL1	SL1	SL1	SL1	SL1	SL1	SL1	SL1	SL1(a)
B1	COMMON CARPARK												
B2	COMMON CARPARK												

STRATA TERRACE HOUSE																			
UNIT LEVEL	46	46A	48	48A	50	50A	52	52A	54	54A	56	56A	58	58A	60	60A	62	62A	64
2																			
1	SL2A(a)	SL2A	SL2A	SL2A	SL2A	SL2A	SL2A	SL2A	SL2A	SL2A	SL2A	SL2A	SL2A	SL2A	SL2A	SL2A(b)	SL2A(b)	SL2A(b)	SL2A(c)
B1	COMMON CARPARK																		
B2	COMMON CARPARK																		

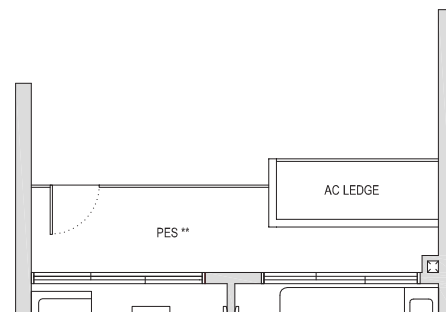


One-Bedroom Type A1(PES)

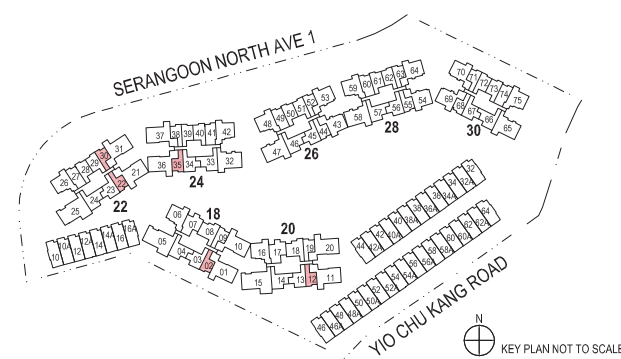
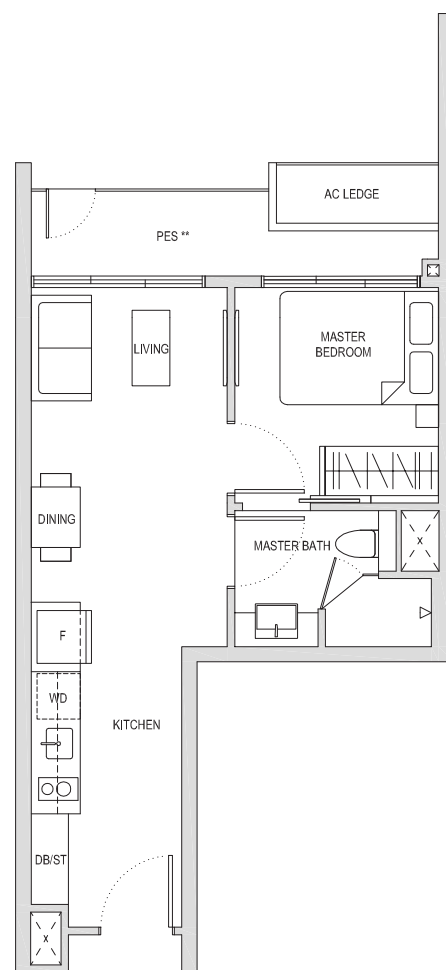
45sqm / 484sqft

BLOCK 18 #01-02*
BLOCK 20 #01-12*
BLOCK 22 #01-22*
BLOCK 24 #01-35

* Mirror image



BLOCK 22 #01-30



** The PES / balcony shall not be enclosed. Only URA approved balcony screens are to be used. For an illustration of the approved balcony screen, please refer to the diagram annexed hereto as "Annexure 1".

Areas include AC Ledge, Balcony, PES and Strata Void Area (where applicable). Orientations and Facings will differ depending on the unit you are purchasing, please refer to the key plan. Plans are not drawn to scale and subject to change as may be required or approved by the relevant authorities. All areas are estimates only and are subject to final survey.

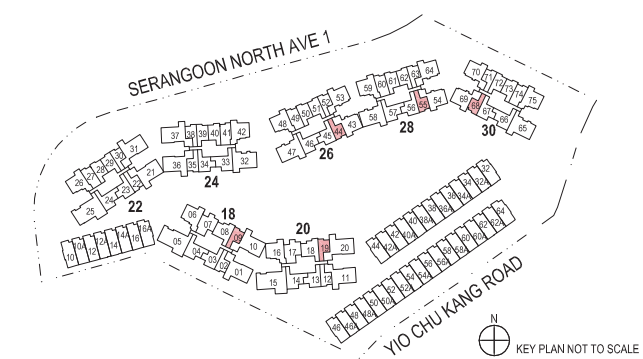
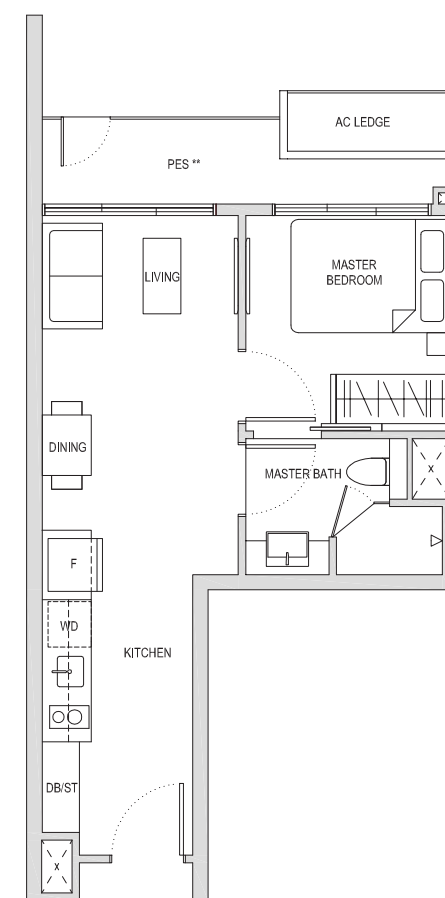
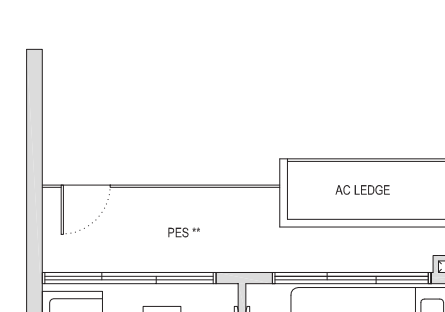
One-Bedroom Type A1(PES)

45sqm / 484sqft

BLOCK 18 #01-09
BLOCK 20 #01-19

BLOCK 26 #01-44*
BLOCK 28 #01-55*
BLOCK 30 #01-68

* Mirror image



** The PES / balcony shall not be enclosed. Only URA approved balcony screens are to be used. For an illustration of the approved balcony screen, please refer to the diagram annexed hereto as "Annexure 1".

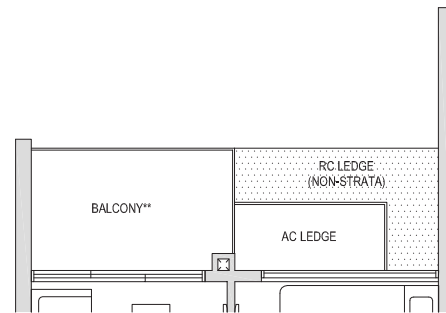
Areas include AC Ledge, Balcony, PES and Strata Void Area (where applicable). Orientations and Facings will differ depending on the unit you are purchasing, please refer to the key plan. Plans are not drawn to scale and subject to change as may be required or approved by the relevant authorities. All areas are estimates only and are subject to final survey.

One-Bedroom Type A1

44sqm / 474sqft

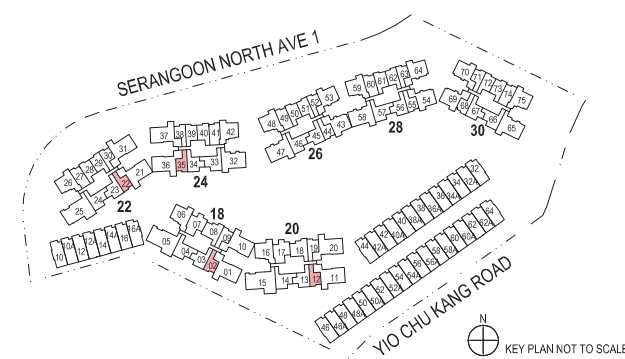
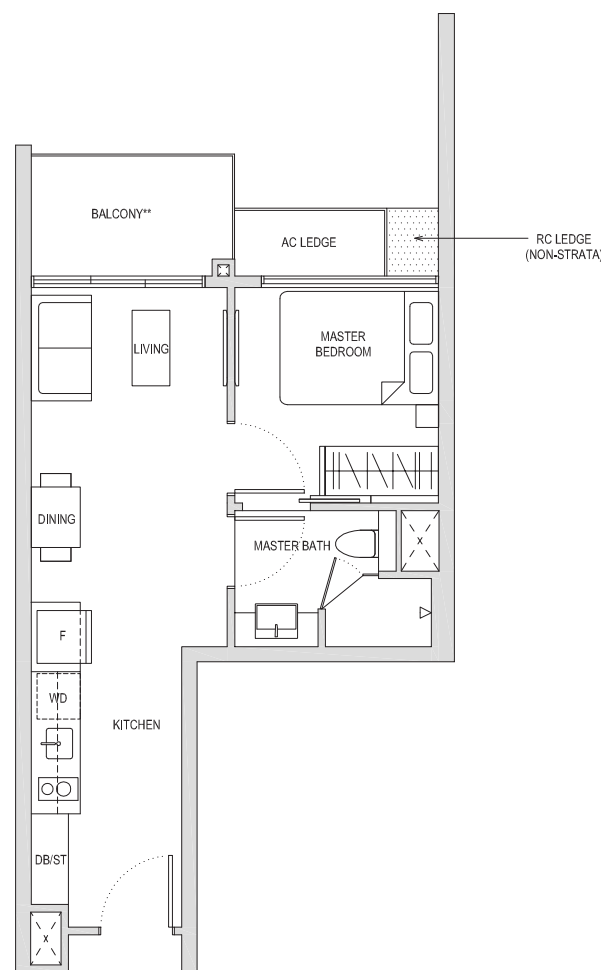
BLOCK 18 #02-02*
BLOCK 20 #02-12*
BLOCK 22 #02-22*
BLOCK 24 #02-35

* Mirror image



BLOCK 18 #03-02*, #05-02* TO #12-02*
BLOCK 20 #03-12*, #05-12* TO #12-12*
BLOCK 22 #03-22*, #05-22* TO #12-22*
BLOCK 24 #03-35, #05-35 TO #14-35

* Mirror image



** The PES / balcony shall not be enclosed. Only URA approved balcony screens are to be used. For an illustration of the approved balcony screen, please refer to the diagram annexed hereto as "Annexure 1".

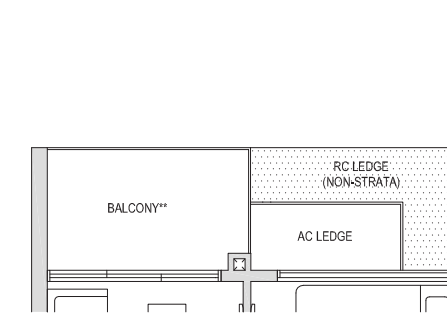
Areas include AC Ledge, Balcony, PES and Strata Void Area (where applicable). Orientations and Facings will differ depending on the unit you are purchasing, please refer to the key plan. Plans are not drawn to scale and subject to change as may be required or approved by the relevant authorities. All areas are estimates only and are subject to final survey.

One-Bedroom Type A1

44sqm / 474sqft

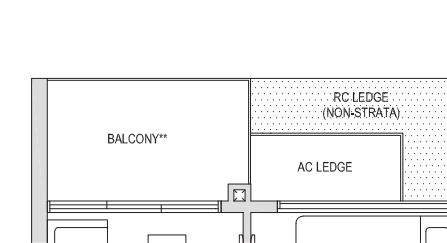
BLOCK 22 #02-30
BLOCK 24 #02-38*

* Mirror image



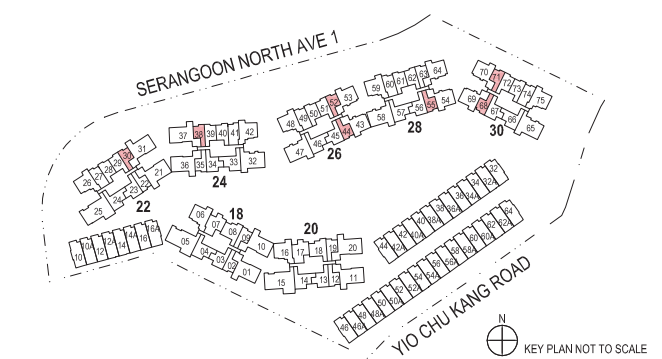
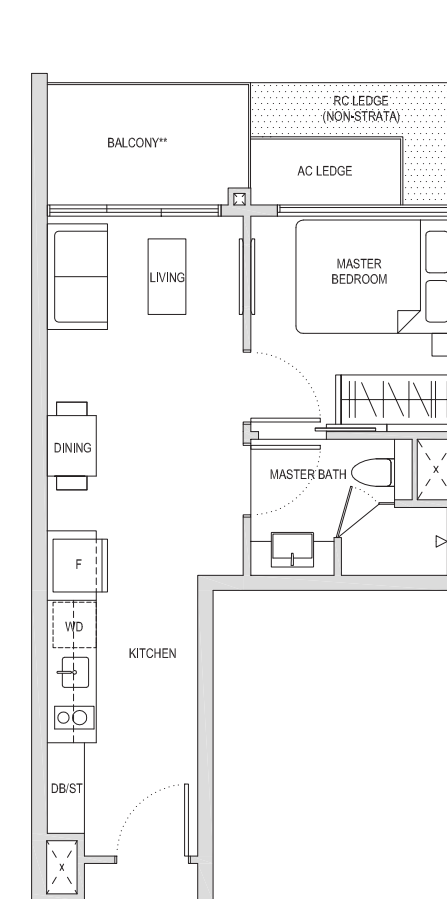
BLOCK 26 #02-52
BLOCK 30 #02-71*

* Mirror image



BLOCK 26 #02-44*
BLOCK 28 #02-55*
BLOCK 30 #02-68

* Mirror image



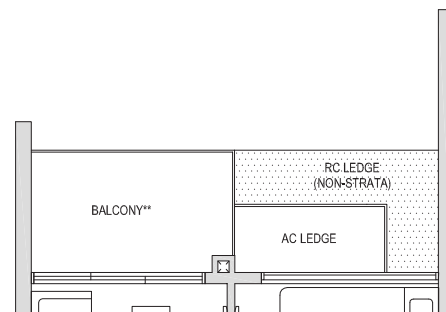
** The PES / balcony shall not be enclosed. Only URA approved balcony screens are to be used. For an illustration of the approved balcony screen, please refer to the diagram annexed hereto as "Annexure 1".

Areas include AC Ledge, Balcony, PES and Strata Void Area (where applicable). Orientations and Facings will differ depending on the unit you are purchasing, please refer to the key plan. Plans are not drawn to scale and subject to change as may be required or approved by the relevant authorities. All areas are estimates only and are subject to final survey.

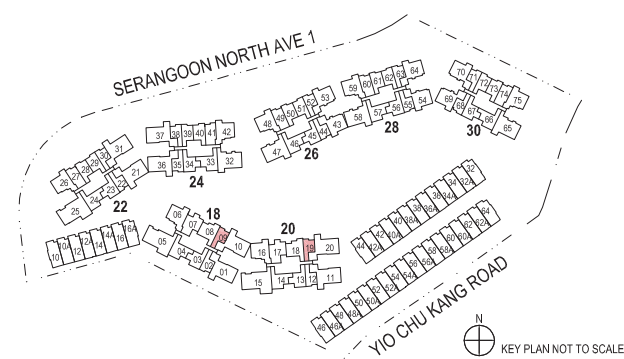
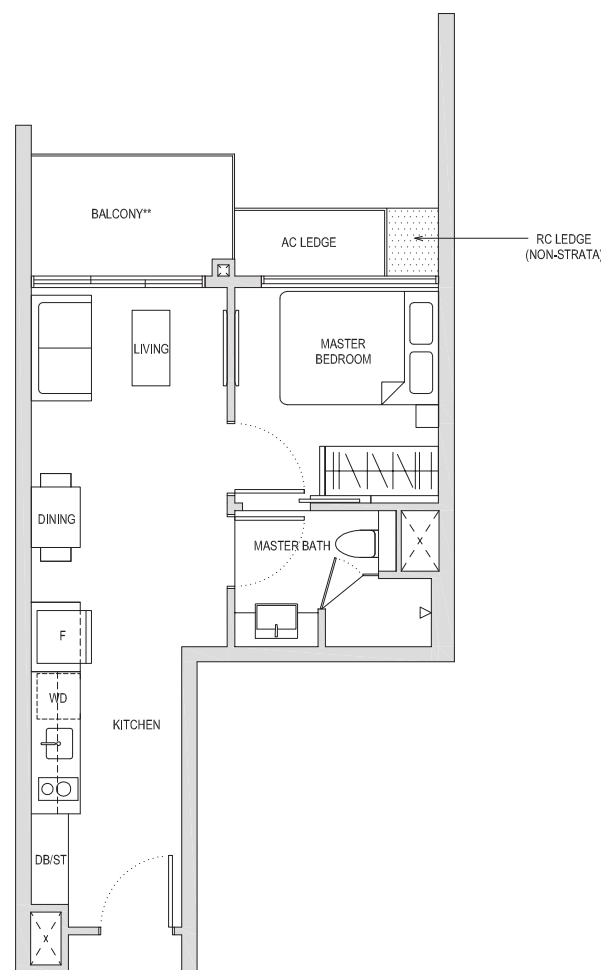
One-Bedroom Type A1

44sqm / 474sqft

BLOCK 18 #02-09
BLOCK 20 #02-19



BLOCK 18 #03-09 TO #14-09
BLOCK 20 #03-19 TO #14-19
★ Mirror image



★★ The PES / balcony shall not be enclosed. Only URA approved balcony screens are to be used. For an illustration of the approved balcony screen, please refer to the diagram annexed hereto as "Annexure 1".

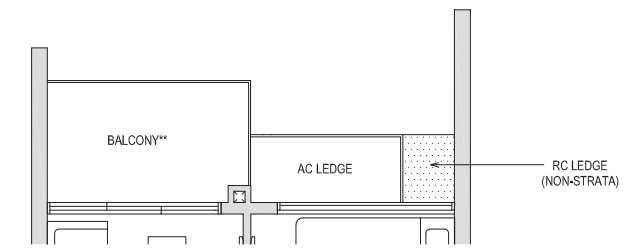
Areas include AC Ledge, Balcony, PES and Strata Void Area (where applicable). Orientations and Facings will differ depending on the unit you are purchasing, please refer to the key plan. Plans are not drawn to scale and subject to change as may be required or approved by the relevant authorities. All areas are estimates only and are subject to final survey.

One-Bedroom Type A1

44sqm / 474sqft

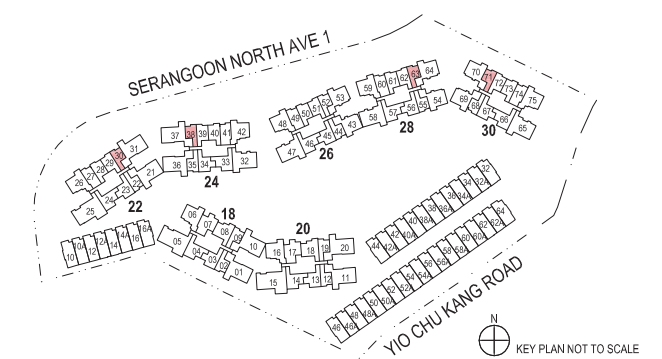
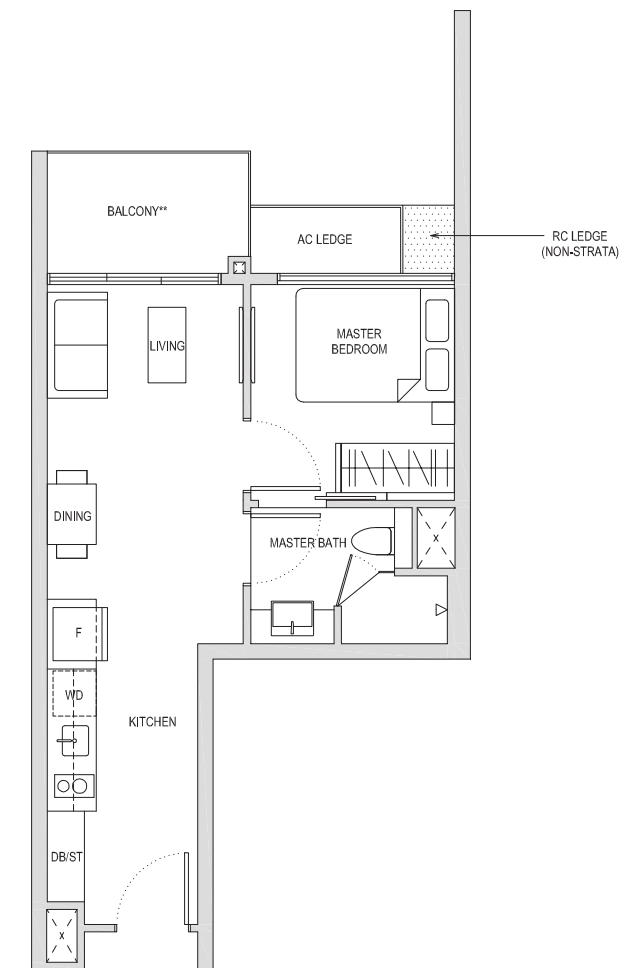
BLOCK 28 #05-63 TO #12-63
BLOCK 30 #05-71* TO #12-71*

★ Mirror image



BLOCK 22 #03-30, #05-30 TO #14-30
BLOCK 24 #03-38*, #05-38* TO #14-38*

★ Mirror image



★★ The PES / balcony shall not be enclosed. Only URA approved balcony screens are to be used. For an illustration of the approved balcony screen, please refer to the diagram annexed hereto as "Annexure 1".

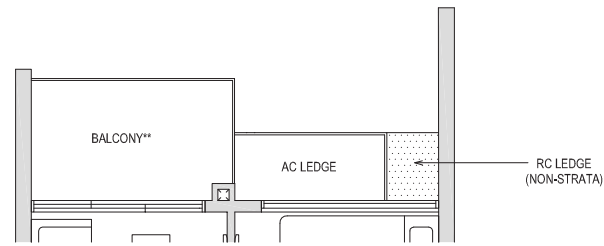
Areas include AC Ledge, Balcony, PES and Strata Void Area (where applicable). Orientations and Facings will differ depending on the unit you are purchasing, please refer to the key plan. Plans are not drawn to scale and subject to change as may be required or approved by the relevant authorities. All areas are estimates only and are subject to final survey.

One-Bedroom Type A1

44sqm / 474sqft

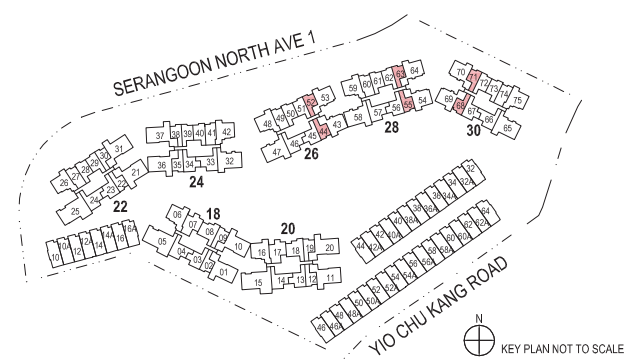
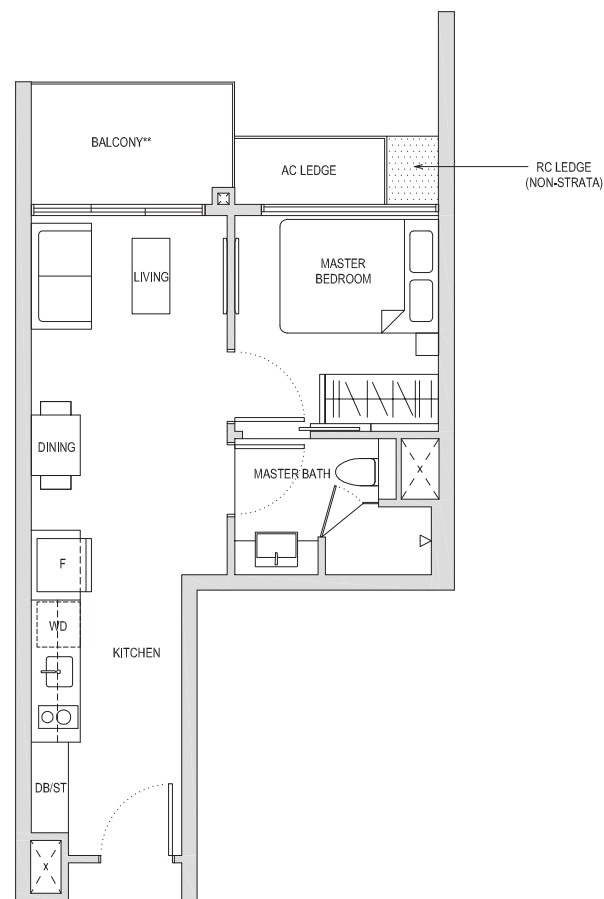
BLOCK 26 #03-44*, #05-44* TO #12-44*
 BLOCK 28 #03-55*, #05-55* TO #12-55*
 BLOCK 30 #03-68, #05-68 TO #12-68

* Mirror image



BLOCK 26 #03-52, #05-52 TO #14-52
 BLOCK 28 #03-63
 BLOCK 30 #03-71*

* Mirror image



** The PES / balcony shall not be enclosed. Only URA approved balcony screens are to be used. For an illustration of the approved balcony screen, please refer to the diagram annexed hereto as "Annexure 1".

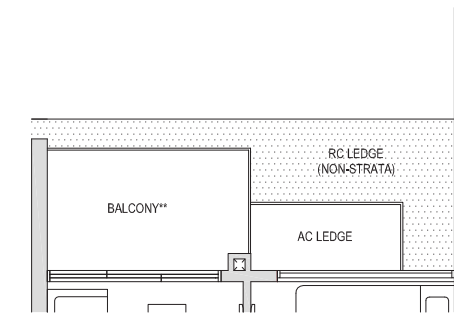
Areas include AC Ledge, Balcony, PES and Strata Void Area (where applicable). Orientations and Facings will differ depending on the unit you are purchasing, please refer to the key plan. Plans are not drawn to scale and subject to change as may be required or approved by the relevant authorities. All areas are estimates only and are subject to final survey.

One-Bedroom Type A1

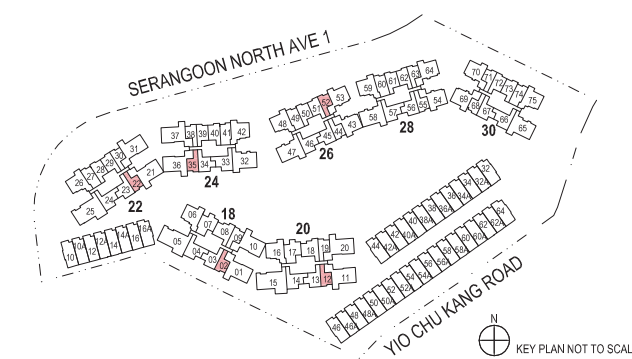
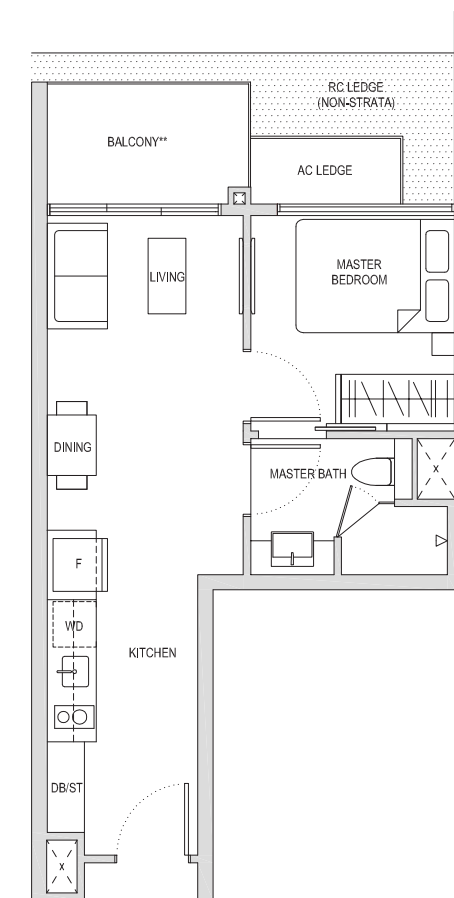
44sqm / 474sqft

BLOCK 18 #04-02*
 BLOCK 20 #04-12*
 BLOCK 22 #04-22*
 BLOCK 24 #04-35

* Mirror image



BLOCK 26 #04-52



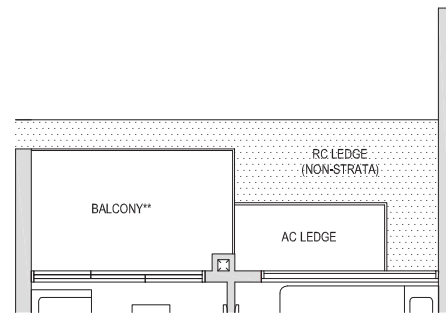
** The PES / balcony shall not be enclosed. Only URA approved balcony screens are to be used. For an illustration of the approved balcony screen, please refer to the diagram annexed hereto as "Annexure 1".

Areas include AC Ledge, Balcony, PES and Strata Void Area (where applicable). Orientations and Facings will differ depending on the unit you are purchasing, please refer to the key plan. Plans are not drawn to scale and subject to change as may be required or approved by the relevant authorities. All areas are estimates only and are subject to final survey.

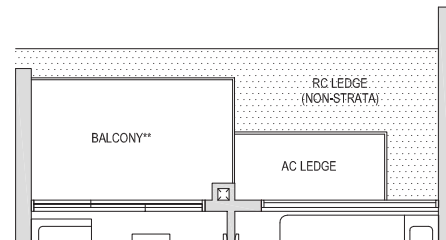
One-Bedroom Type A1

44sqm / 474sqft

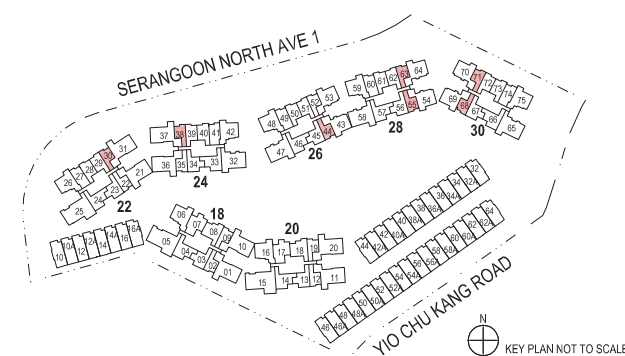
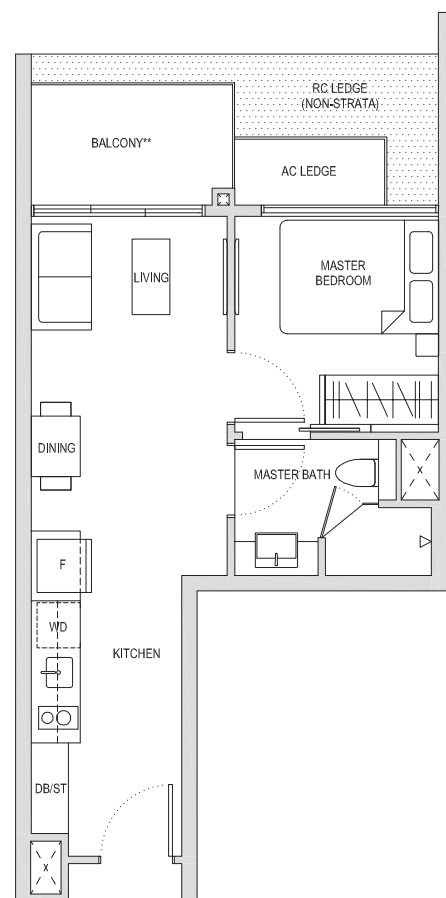
BLOCK 22 #04-30
BLOCK 24 #04-38*
* Mirror image



BLOCK 26 #04-44*
BLOCK 28 #04-55*
BLOCK 30 #04-68
* Mirror image



BLOCK 28 #04-63
BLOCK 30 #04-71*
* Mirror image



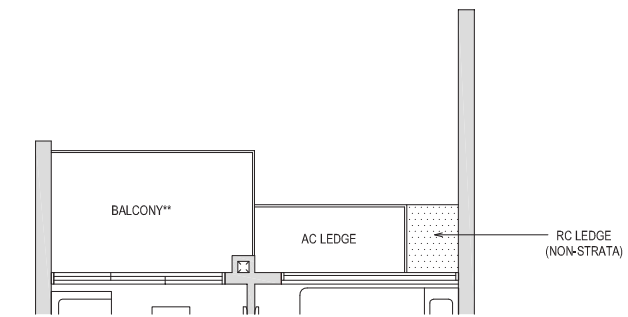
** The PES / balcony shall not be enclosed. Only URA approved balcony screens are to be used. For an illustration of the approved balcony screen, please refer to the diagram annexed hereto as "Annexure 1".

Areas include AC Ledge, Balcony, PES and Strata Void Area (where applicable). Orientations and Facings will differ depending on the unit you are purchasing, please refer to the key plan. Plans are not drawn to scale and subject to change as may be required or approved by the relevant authorities. All areas are estimates only and are subject to final survey.

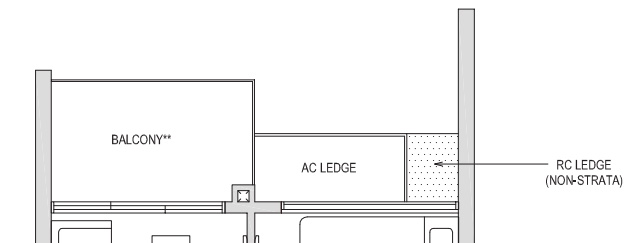
One-Bedroom Type A1(h)

52sqm / 560sqft *

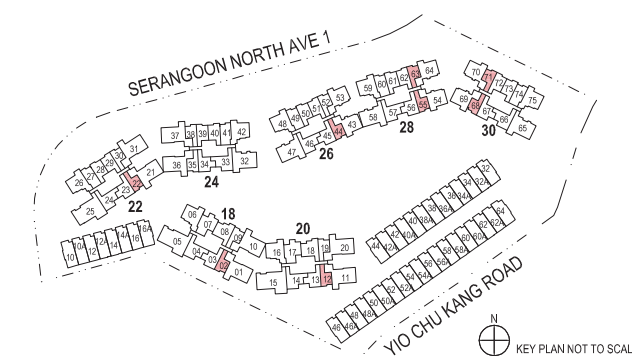
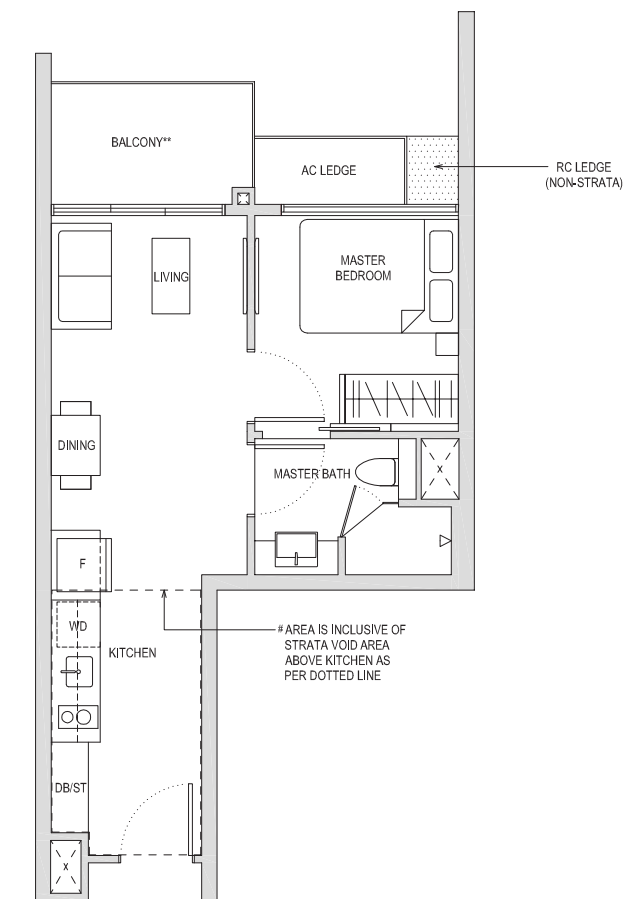
BLOCK 18 #13-02*
BLOCK 20 #13-12*
BLOCK 22 #13-22*
* Mirror image



BLOCK 26 #13-44*
BLOCK 28 #13-55*
BLOCK 30 #13-68
* Mirror image



BLOCK 28 #13-63
BLOCK 30 #13-71*
* Mirror image



** The PES / balcony shall not be enclosed. Only URA approved balcony screens are to be used. For an illustration of the approved balcony screen, please refer to the diagram annexed hereto as "Annexure 1".

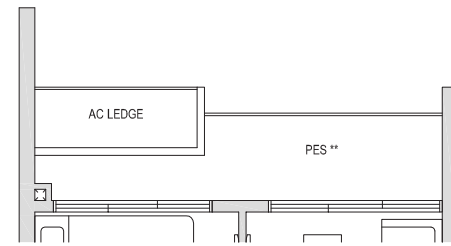
Areas include AC Ledge, Balcony, PES and Strata Void Area (where applicable). Orientations and Facings will differ depending on the unit you are purchasing, please refer to the key plan. Plans are not drawn to scale and subject to change as may be required or approved by the relevant authorities. All areas are estimates only and are subject to final survey.

One-Bedroom Type A1(a)(PES)

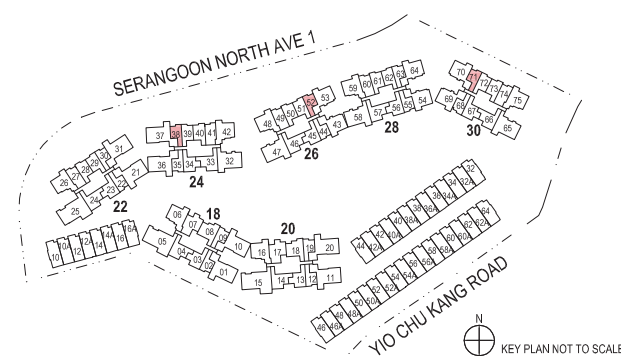
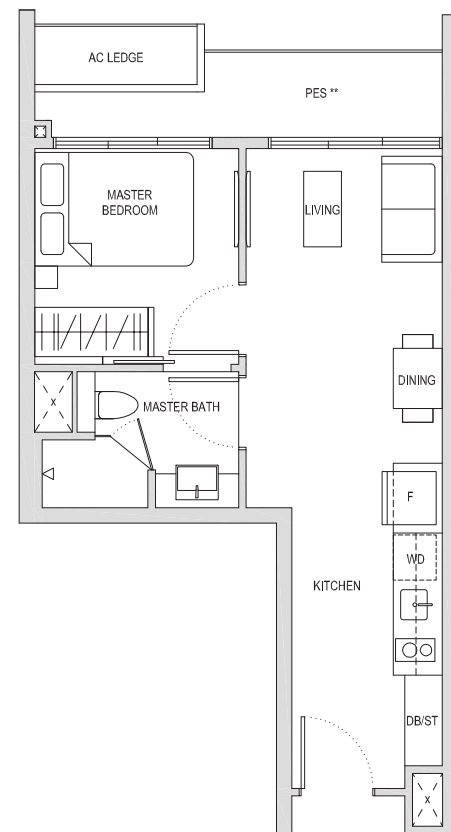
45sqm / 484sqft

BLOCK 24 #01-38
BLOCK 26 #01-52*

* Mirror image



BLOCK 30 #01-71



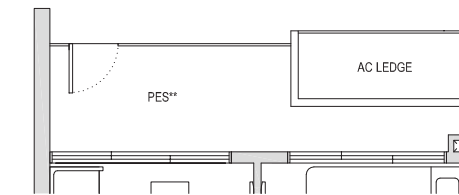
** The PES / balcony shall not be enclosed. Only URA approved balcony screens are to be used. For an illustration of the approved balcony screen, please refer to the diagram annexed hereto as "Annexure 1".

Areas include AC Ledge, Balcony, PES and Strata Void Area (where applicable). Orientations and Facings will differ depending on the unit you are purchasing, please refer to the key plan. Plans are not drawn to scale and subject to change as may be required or approved by the relevant authorities. All areas are estimates only and are subject to final survey.

One-Bedroom + Study Type AS1(PES)

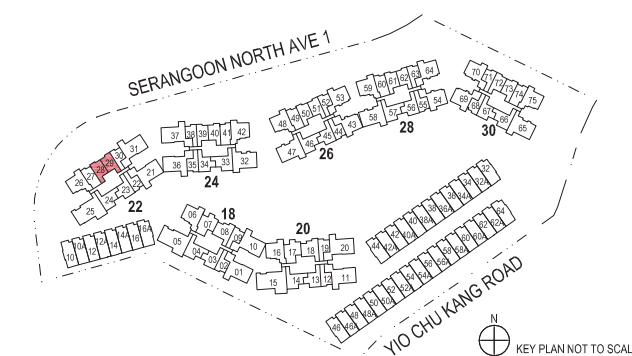
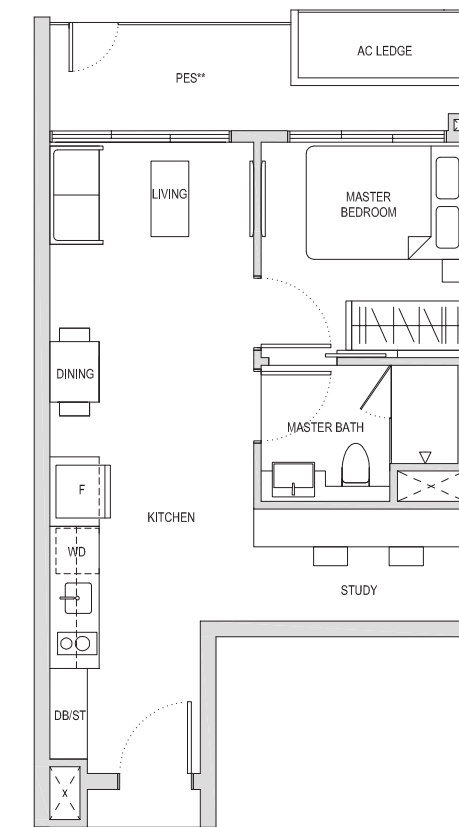
52sqm / 560sqft

BLOCK 22 #01-28



BLOCK 22 #01-29*

* Mirror image



** The PES / balcony shall not be enclosed. Only URA approved balcony screens are to be used. For an illustration of the approved balcony screen, please refer to the diagram annexed hereto as "Annexure 1".

Areas include AC Ledge, Balcony, PES and Strata Void Area (where applicable). Orientations and Facings will differ depending on the unit you are purchasing, please refer to the key plan. Plans are not drawn to scale and subject to change as may be required or approved by the relevant authorities. All areas are estimates only and are subject to final survey.

One-Bedroom + Study Type AS1

50sqm / 538sqft

BLOCK 22 #02-28
BLOCK 22 #02-29*
BLOCK 24 #02-39
BLOCK 24 #02-40*
BLOCK 26 #02-50
BLOCK 26 #02-51*
BLOCK 30 #02-72
BLOCK 30 #02-73*

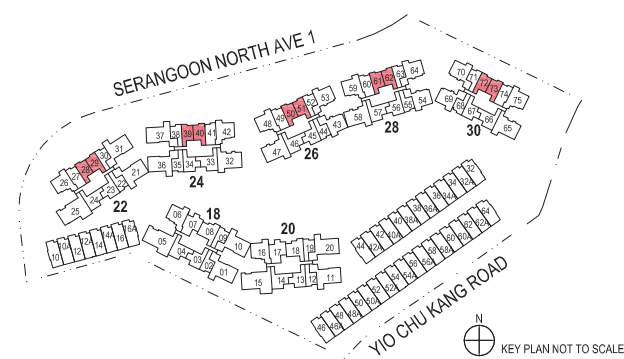
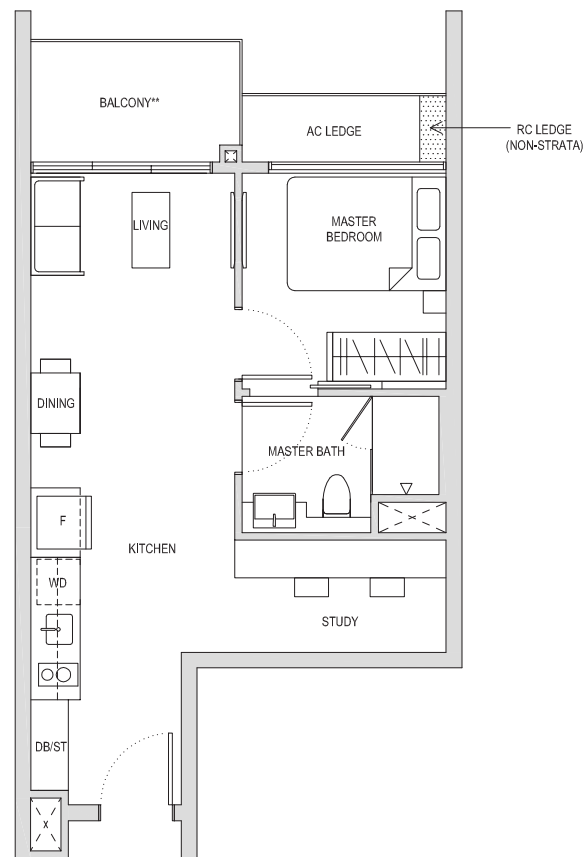
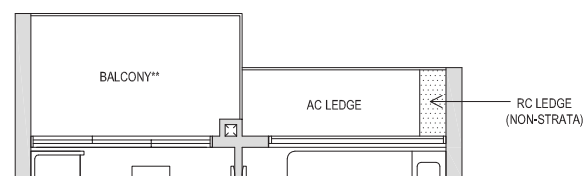
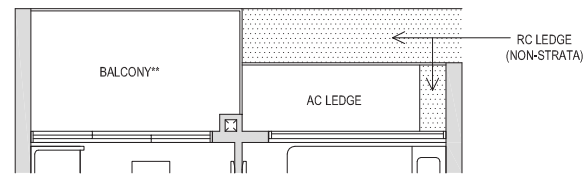
* Mirror image

BLOCK 22 #03-28
BLOCK 22 #03-29*
BLOCK 24 #03-39
BLOCK 24 #03-40*
BLOCK 26 #03-50
BLOCK 26 #03-51*
BLOCK 28 #03-61
BLOCK 28 #03-62*
BLOCK 30 #03-72
BLOCK 30 #03-73*

* Mirror image

BLOCK 22 #04-28 TO #14-28
BLOCK 28 #04-62* TO #14-62*
BLOCK 30 #04-72 TO #14-72

* Mirror image



** The PES / balcony shall not be enclosed. Only URA approved balcony screens are to be used. For an illustration of the approved balcony screen, please refer to the diagram annexed hereto as "Annexure 1".

Areas include AC Ledge, Balcony, PES and Strata Void Area (where applicable). Orientations and Facings will differ depending on the unit you are purchasing, please refer to the key plan. Plans are not drawn to scale and subject to change as may be required or approved by the relevant authorities. All areas are estimates only and are subject to final survey.

One-Bedroom + Study Type AS1

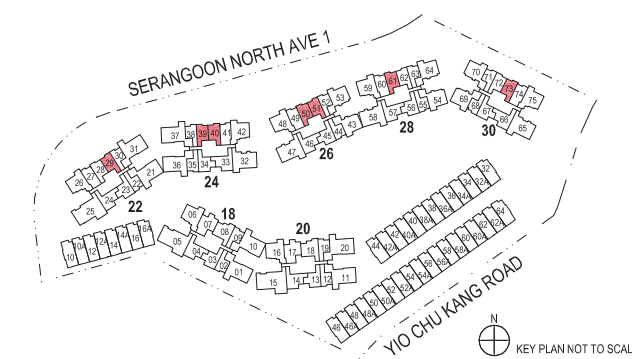
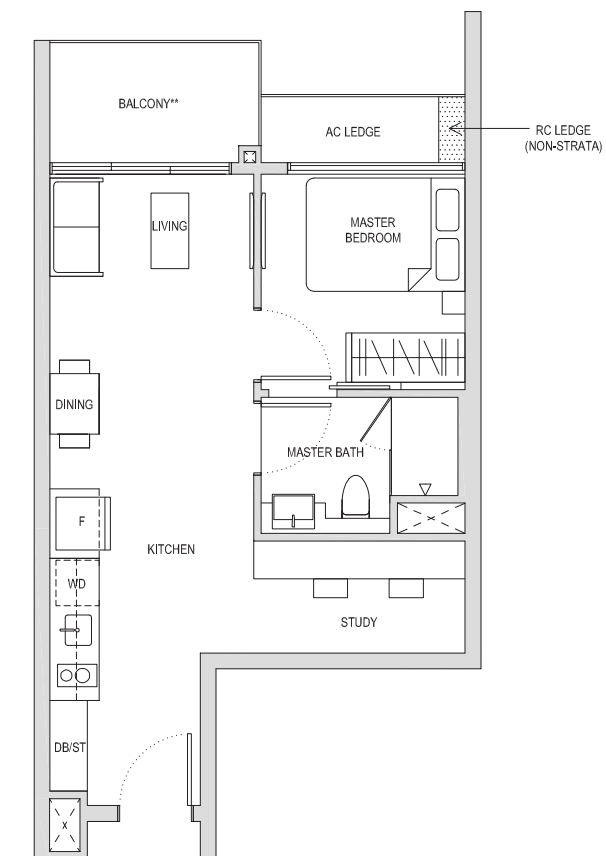
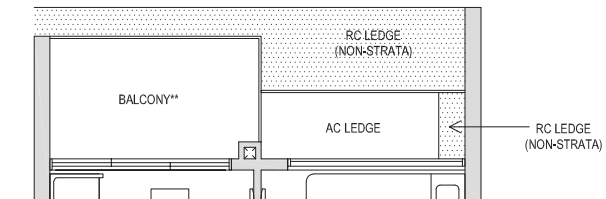
50sqm / 538sqft

BLOCK 22 #04-29*
BLOCK 24 #04-39
BLOCK 26 #04-51*
BLOCK 28 #04-61
BLOCK 30 #04-73*

* Mirror image

BLOCK 22 #05-29* TO #14-29*
BLOCK 24 #04-40* TO #14-40*
BLOCK 24 #05-39 TO #14-39
BLOCK 26 #04-50 TO #14-50
BLOCK 26 #05-51* TO #14-51*
BLOCK 28 #05-61 TO #14-61
BLOCK 30 #05-73* TO #14-73*

* Mirror image



** The PES / balcony shall not be enclosed. Only URA approved balcony screens are to be used. For an illustration of the approved balcony screen, please refer to the diagram annexed hereto as "Annexure 1".

Areas include AC Ledge, Balcony, PES and Strata Void Area (where applicable). Orientations and Facings will differ depending on the unit you are purchasing, please refer to the key plan. Plans are not drawn to scale and subject to change as may be required or approved by the relevant authorities. All areas are estimates only and are subject to final survey.

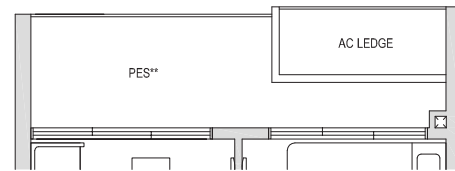
One-Bedroom + Study

Type AS1(a)(PES)

52sqm / 560sqft

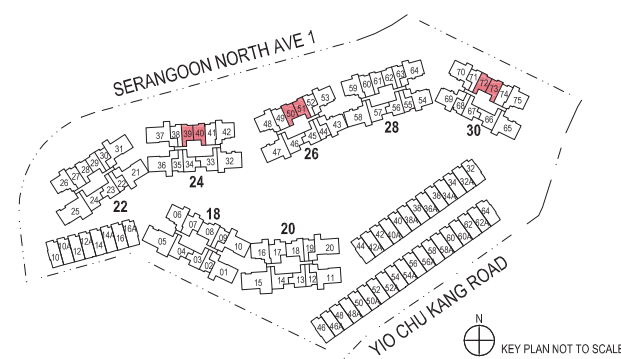
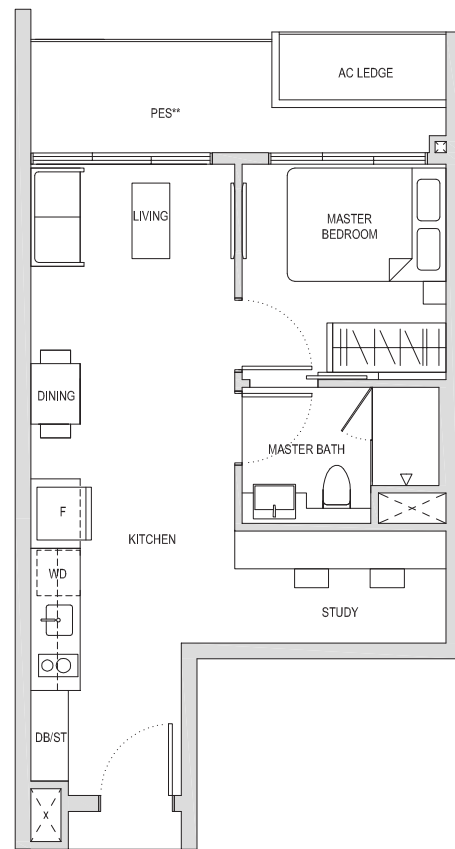
BLOCK 24 #01-39
BLOCK 26 #01-51*
BLOCK 30 #01-72

* Mirror image



BLOCK 24 #01-40*
BLOCK 26 #01-50
BLOCK 30 #01-73*

* Mirror image



** The PES / balcony shall not be enclosed. Only URA approved balcony screens are to be used. For an illustration of the approved balcony screen, please refer to the diagram annexed hereto as "Annexure 1".

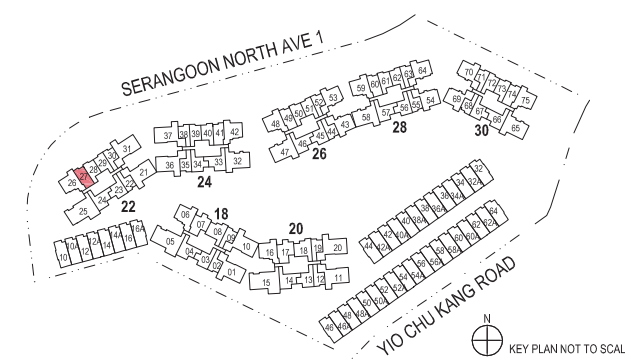
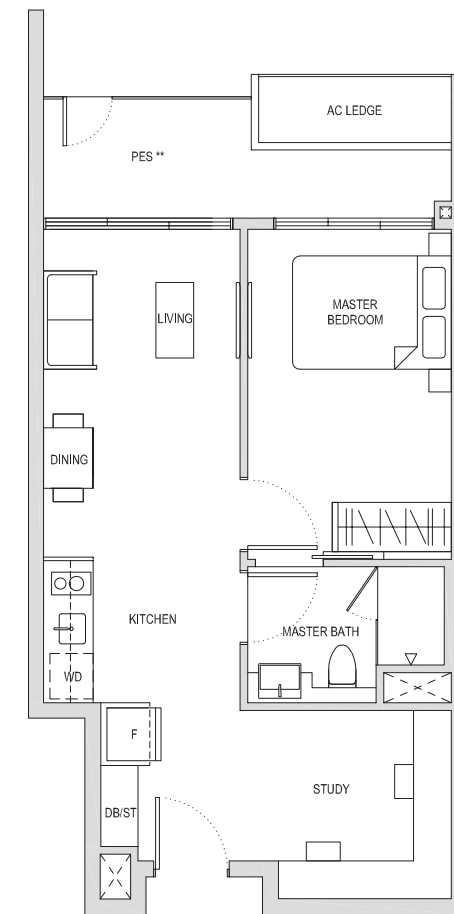
Areas include AC Ledge, Balcony, PES and Strata Void Area (where applicable). Orientations and Facings will differ depending on the unit you are purchasing, please refer to the key plan. Plans are not drawn to scale and subject to change as may be required or approved by the relevant authorities. All areas are estimates only and are subject to final survey.

One-Bedroom + Study

Type AS2(PES)

60sqm / 646sqft

BLOCK 22 #01-27



** The PES / balcony shall not be enclosed. Only URA approved balcony screens are to be used. For an illustration of the approved balcony screen, please refer to the diagram annexed hereto as "Annexure 1".

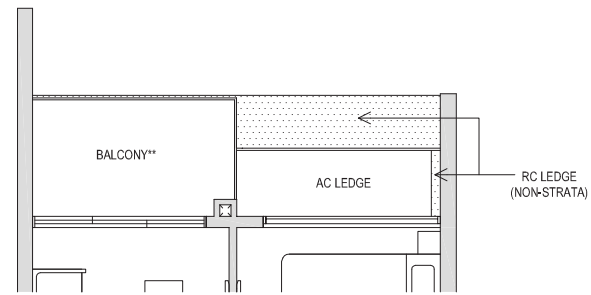
Areas include AC Ledge, Balcony, PES and Strata Void Area (where applicable). Orientations and Facings will differ depending on the unit you are purchasing, please refer to the key plan. Plans are not drawn to scale and subject to change as may be required or approved by the relevant authorities. All areas are estimates only and are subject to final survey.

One-Bedroom + Study Type AS2

57sqm / 614sqft

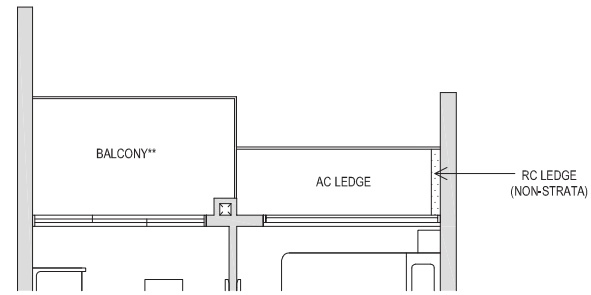
BLOCK 22 #02-27
BLOCK 24 #02-41*
BLOCK 26 #02-49
BLOCK 30 #02-74*

* Mirror image

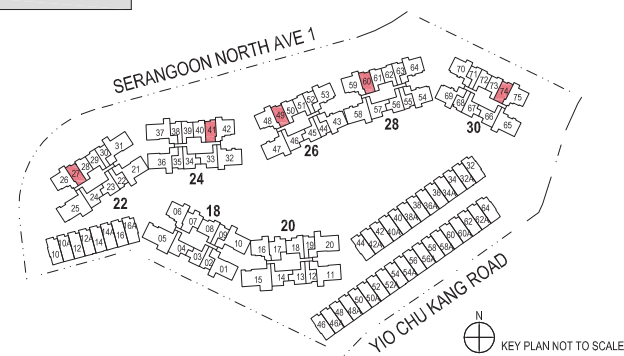
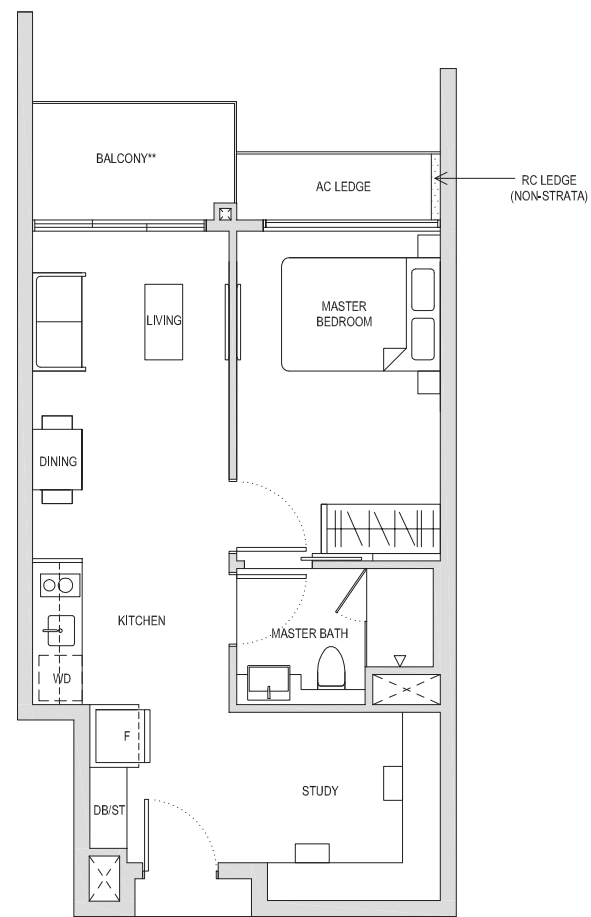


BLOCK 22 #03-27
BLOCK 24 #03-41* TO #14-41*
BLOCK 26 #03-49 TO #14-49
BLOCK 28 #03-60, #05-60 TO #12-60
BLOCK 30 #03-74*, #05-74* TO #12-74*

* Mirror image



BLOCK 22 #05-27 TO #14-27



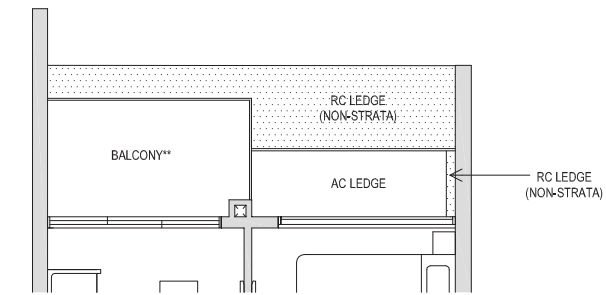
** The PES / balcony shall not be enclosed. Only URA approved balcony screens are to be used. For an illustration of the approved balcony screen, please refer to the diagram annexed hereto as "Annexure 1".

Areas include AC Ledge, Balcony, PES and Strata Void Area (where applicable). Orientations and Facings will differ depending on the unit you are purchasing, please refer to the key plan. Plans are not drawn to scale and subject to change as may be required or approved by the relevant authorities. All areas are estimates only and are subject to final survey.

One-Bedroom + Study Type AS2

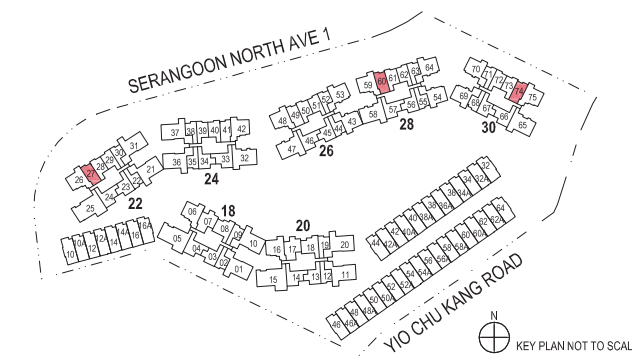
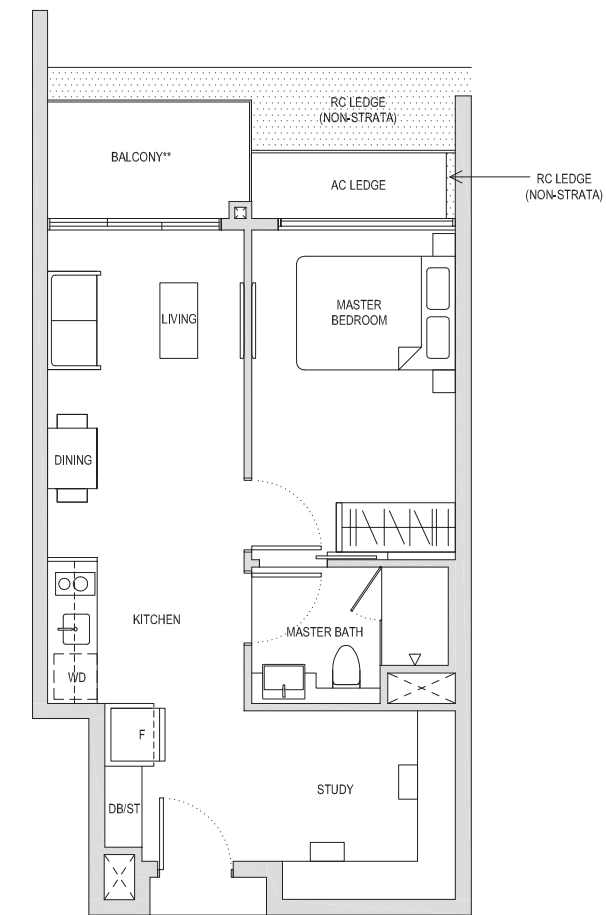
57sqm / 614sqft

BLOCK 22 #04-27



BLOCK 28 #04-60
BLOCK 30 #04-74*

* Mirror image



** The PES / balcony shall not be enclosed. Only URA approved balcony screens are to be used. For an illustration of the approved balcony screen, please refer to the diagram annexed hereto as "Annexure 1".

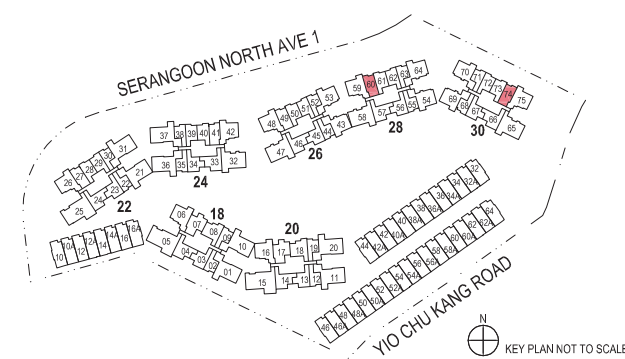
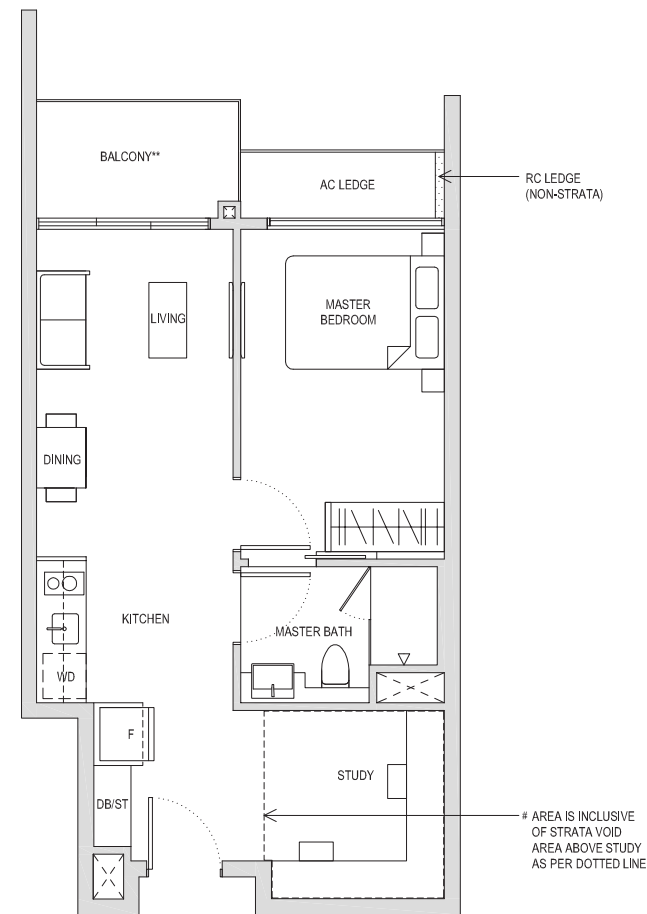
Areas include AC Ledge, Balcony, PES and Strata Void Area (where applicable). Orientations and Facings will differ depending on the unit you are purchasing, please refer to the key plan. Plans are not drawn to scale and subject to change as may be required or approved by the relevant authorities. All areas are estimates only and are subject to final survey.

One-Bedroom + Study Type AS2(h)

64sqm / 689sqft *

BLOCK 28 #13-60
BLOCK 30 #13-74*

* Mirror image



** The PES / balcony shall not be enclosed. Only URA approved balcony screens are to be used. For an illustration of the approved balcony screen, please refer to the diagram annexed hereto as "Annexure 1".

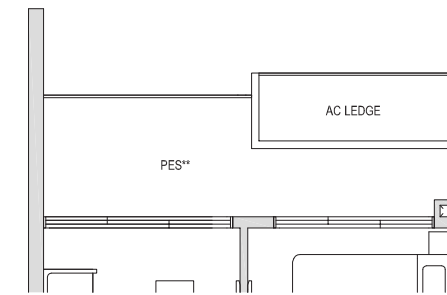
Areas include AC Ledge, Balcony, PES and Strata Void Area (where applicable). Orientations and Facings will differ depending on the unit you are purchasing, please refer to the key plan. Plans are not drawn to scale and subject to change as may be required or approved by the relevant authorities. All areas are estimates only and are subject to final survey.

One-Bedroom + Study Type AS2(a)(PES)

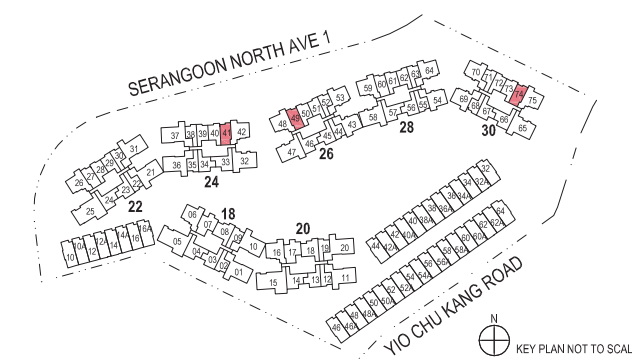
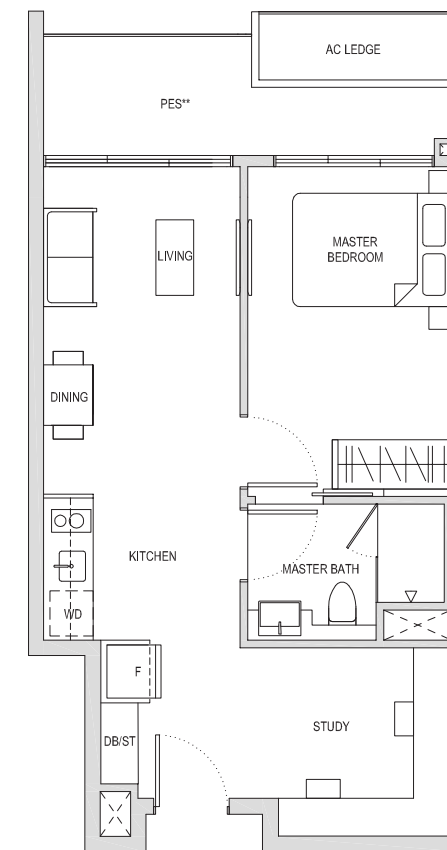
60sqm / 646sqft

BLOCK 24 #01-41*
BLOCK 26 #01-49

* Mirror image



BLOCK 30 #01-74*
* Mirror image



** The PES / balcony shall not be enclosed. Only URA approved balcony screens are to be used. For an illustration of the approved balcony screen, please refer to the diagram annexed hereto as "Annexure 1".

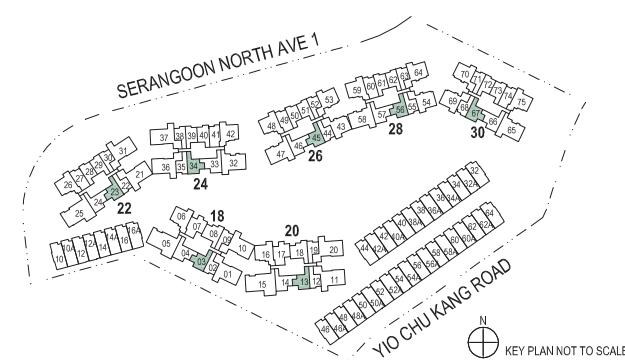
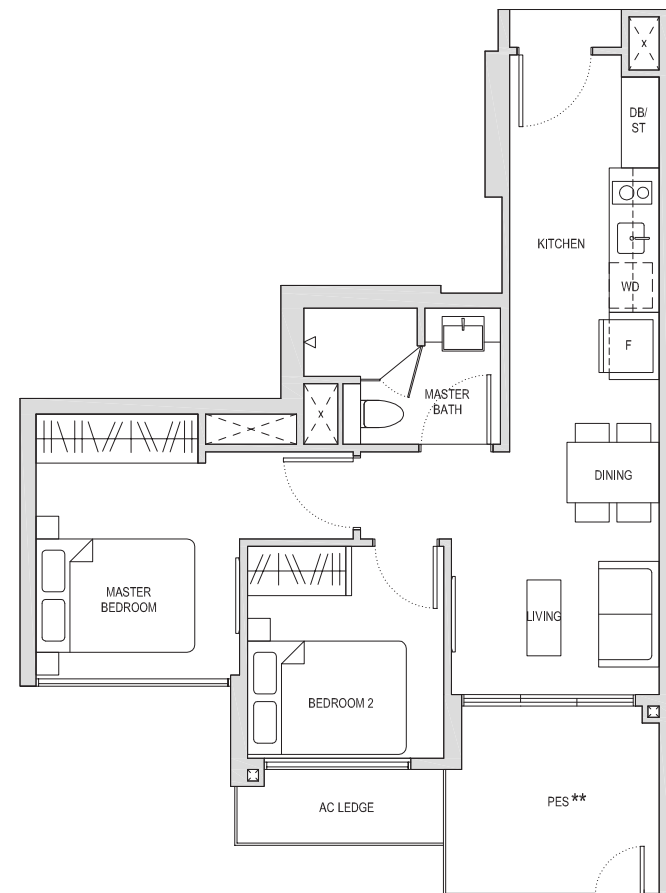
Areas include AC Ledge, Balcony, PES and Strata Void Area (where applicable). Orientations and Facings will differ depending on the unit you are purchasing, please refer to the key plan. Plans are not drawn to scale and subject to change as may be required or approved by the relevant authorities. All areas are estimates only and are subject to final survey.

Two-Bedroom Type B1(PES)

59sqm / 635sqft

BLOCK 18 #01-03
BLOCK 20 #01-13
BLOCK 22 #01-23
BLOCK 24 #01-34*
BLOCK 26 #01-45
BLOCK 28 #01-56
BLOCK 30 #01-67*

* Mirror image



** The PES / balcony shall not be enclosed. Only URA approved balcony screens are to be used. For an illustration of the approved balcony screen, please refer to the diagram annexed hereto as "Annexure 1".

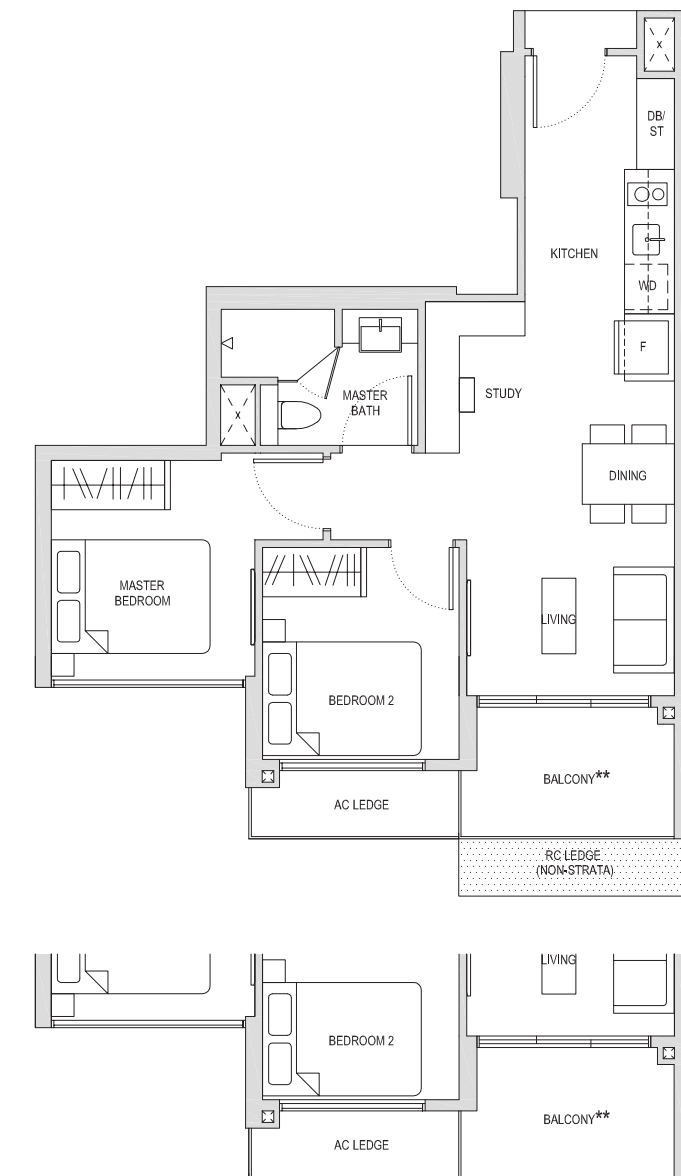
Areas include AC Ledge, Balcony, PES and Strata Void Area (where applicable). Orientations and Facings will differ depending on the unit you are purchasing, please refer to the key plan. Plans are not drawn to scale and subject to change as may be required or approved by the relevant authorities. All areas are estimates only and are subject to final survey.

Two-Bedroom + Study Type BS1

58sqm / 624sqft

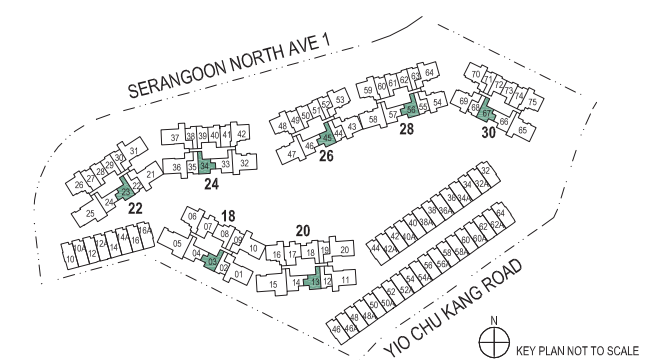
BLOCK 18 #02-03
BLOCK 20 #02-13
BLOCK 22 #02-23
BLOCK 24 #02-34*
BLOCK 26 #02-45
BLOCK 28 #02-56
BLOCK 30 #02-67*

* Mirror image



BLOCK 18 #03-03
BLOCK 20 #03-13
BLOCK 22 #03-23
BLOCK 24 #03-34*
BLOCK 26 #03-45
BLOCK 28 #03-56
BLOCK 30 #03-67*

* Mirror image



** The PES / balcony shall not be enclosed. Only URA approved balcony screens are to be used. For an illustration of the approved balcony screen, please refer to the diagram annexed hereto as "Annexure 1".

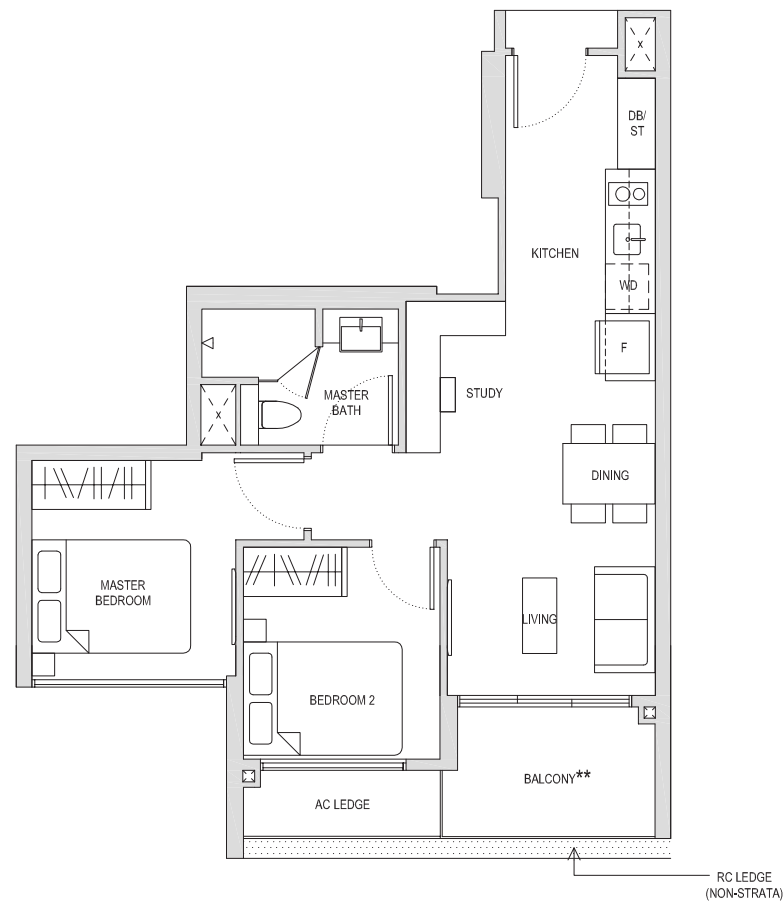
Areas include AC Ledge, Balcony, PES and Strata Void Area (where applicable). Orientations and Facings will differ depending on the unit you are purchasing, please refer to the key plan. Plans are not drawn to scale and subject to change as may be required or approved by the relevant authorities. All areas are estimates only and are subject to final survey.

Two-Bedroom + Study Type BS1

58sqm / 624sqft

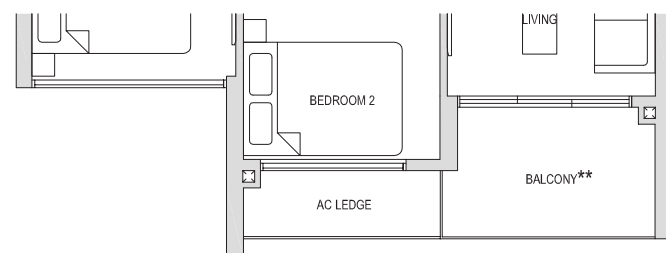
BLOCK 18 #04-03
 BLOCK 20 #04-13
 BLOCK 22 #04-23
 BLOCK 24 #04-34*
 BLOCK 26 #04-45
 BLOCK 28 #04-56
 BLOCK 30 #04-67*

* Mirror image

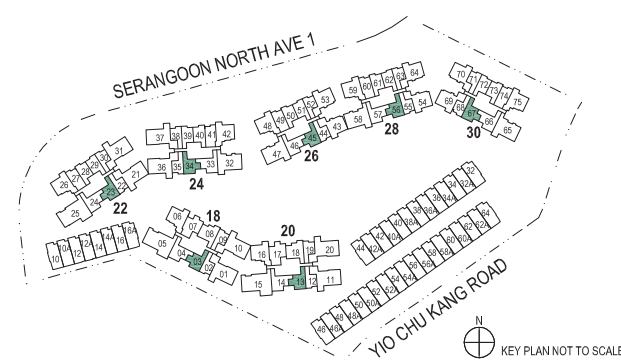
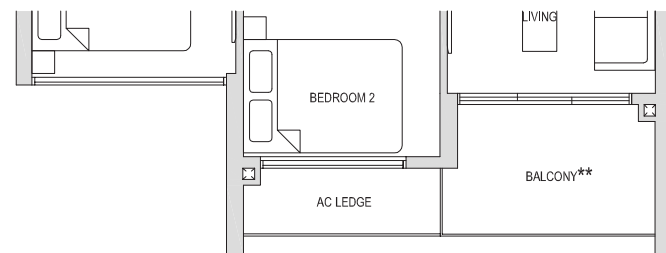


BLOCK 18 #05-03 to #13-03
 BLOCK 20 #05-13 to #13-13
 BLOCK 22 #05-23 to #13-23
 BLOCK 24 #05-34* to #14-34*
 BLOCK 26 #05-45 to #14-45
 BLOCK 28 #05-56 to #14-56
 BLOCK 30 #05-67* to #14-67*

* Mirror image



BLOCK 18 #14-03
 BLOCK 20 #14-13
 BLOCK 22 #14-23



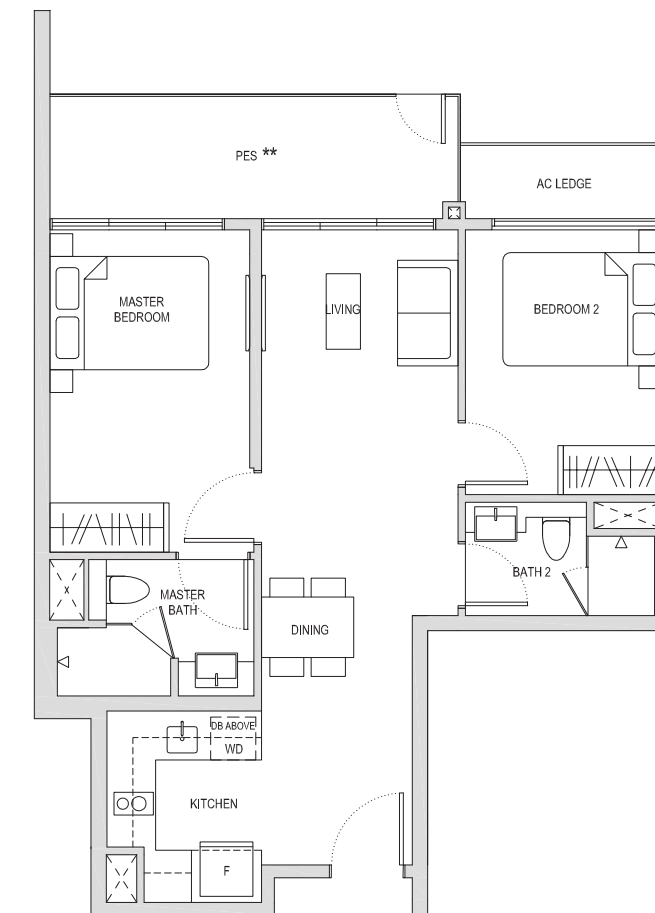
** The PES / balcony shall not be enclosed. Only URA approved balcony screens are to be used. For an illustration of the approved balcony screen, please refer to the diagram annexed hereto as "Annexure 1".

Areas include AC Ledge, Balcony, PES and Strata Void Area (where applicable). Orientations and Facings will differ depending on the unit you are purchasing, please refer to the key plan. Plans are not drawn to scale and subject to change as may be required or approved by the relevant authorities. All areas are estimates only and are subject to final survey.

Two-Bedroom Premium Type BP1(PES)

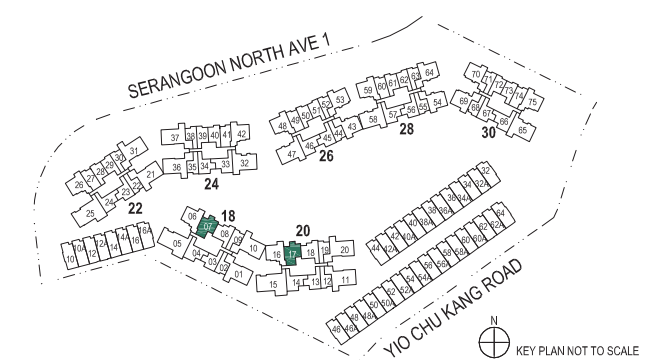
72sqm / 775sqft

BLOCK 18 #01-07
 BLOCK 20 #01-17



** The PES / balcony shall not be enclosed. Only URA approved balcony screens are to be used. For an illustration of the approved balcony screen, please refer to the diagram annexed hereto as "Annexure 1".

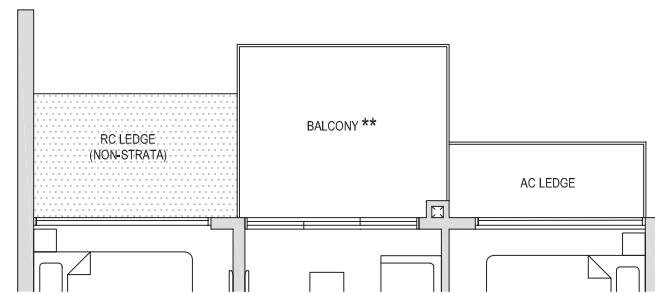
Areas include AC Ledge, Balcony, PES and Strata Void Area (where applicable). Orientations and Facings will differ depending on the unit you are purchasing, please refer to the key plan. Plans are not drawn to scale and subject to change as may be required or approved by the relevant authorities. All areas are estimates only and are subject to final survey.



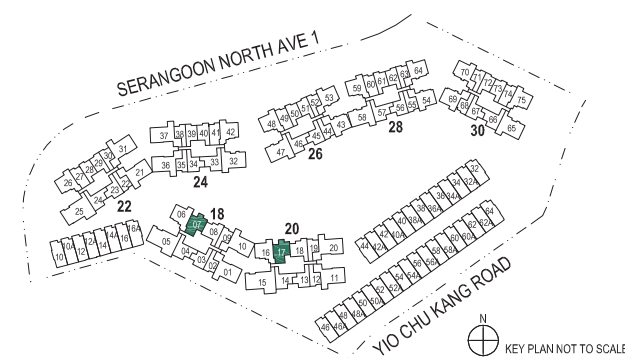
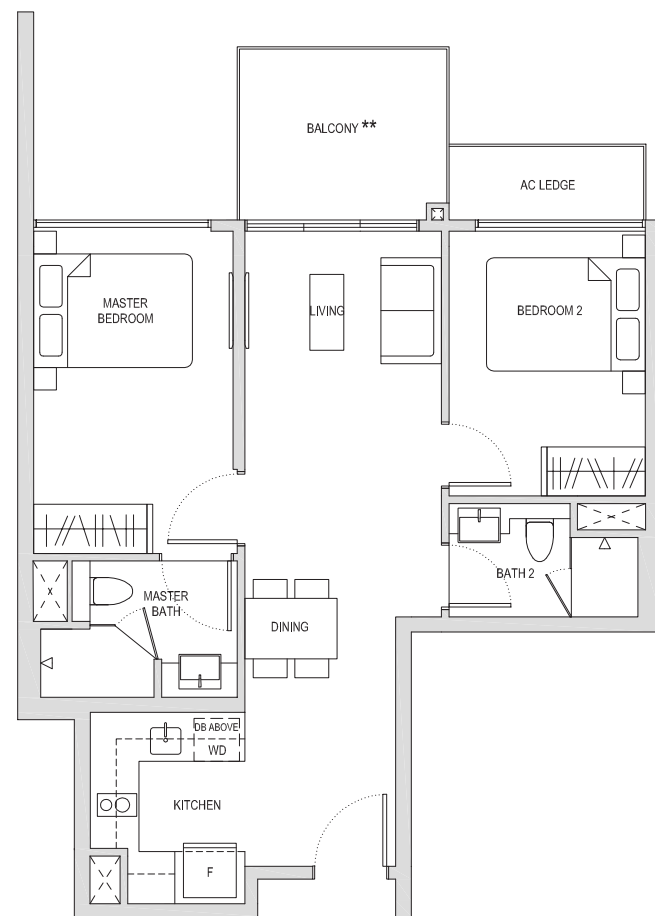
Two-Bedroom Premium Type BP1

70sqm / 753sqft

BLOCK 18 #02-07
BLOCK 20 #02-17



BLOCK 18 #03-07
BLOCK 20 #03-17



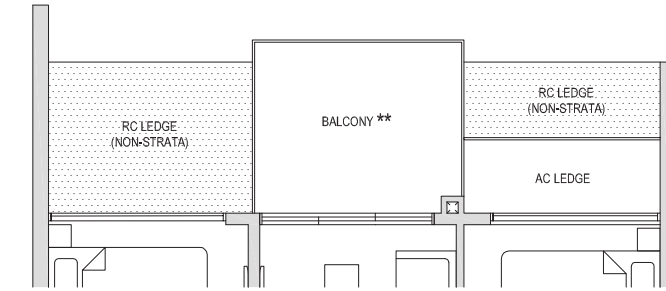
** The PES / balcony shall not be enclosed. Only URA approved balcony screens are to be used. For an illustration of the approved balcony screen, please refer to the diagram annexed hereto as "Annexure 1".

Areas include AC Ledge, Balcony, PES and Strata Void Area (where applicable). Orientations and Facings will differ depending on the unit you are purchasing, please refer to the key plan. Plans are not drawn to scale and subject to change as may be required or approved by the relevant authorities. All areas are estimates only and are subject to final survey.

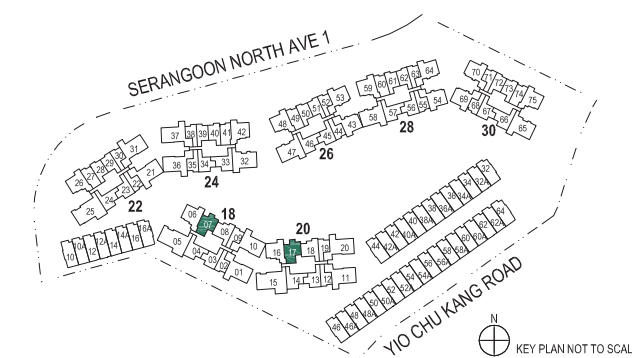
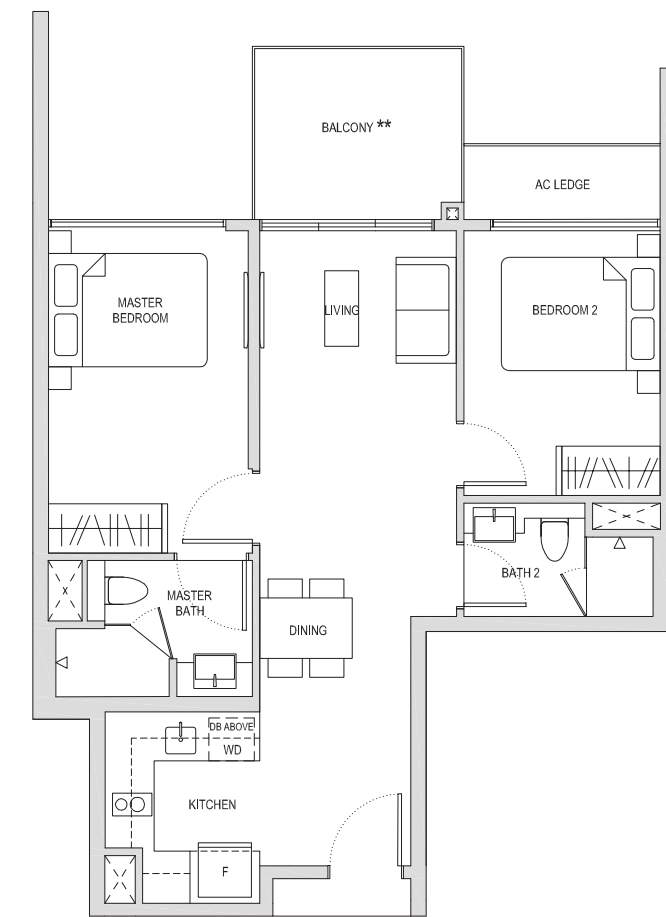
Two-Bedroom Premium Type BP1

70sqm / 753sqft

BLOCK 18 #04-07
BLOCK 20 #04-17



BLOCK 18 #05-07 to #14-07
BLOCK 20 #05-17 to #14-17



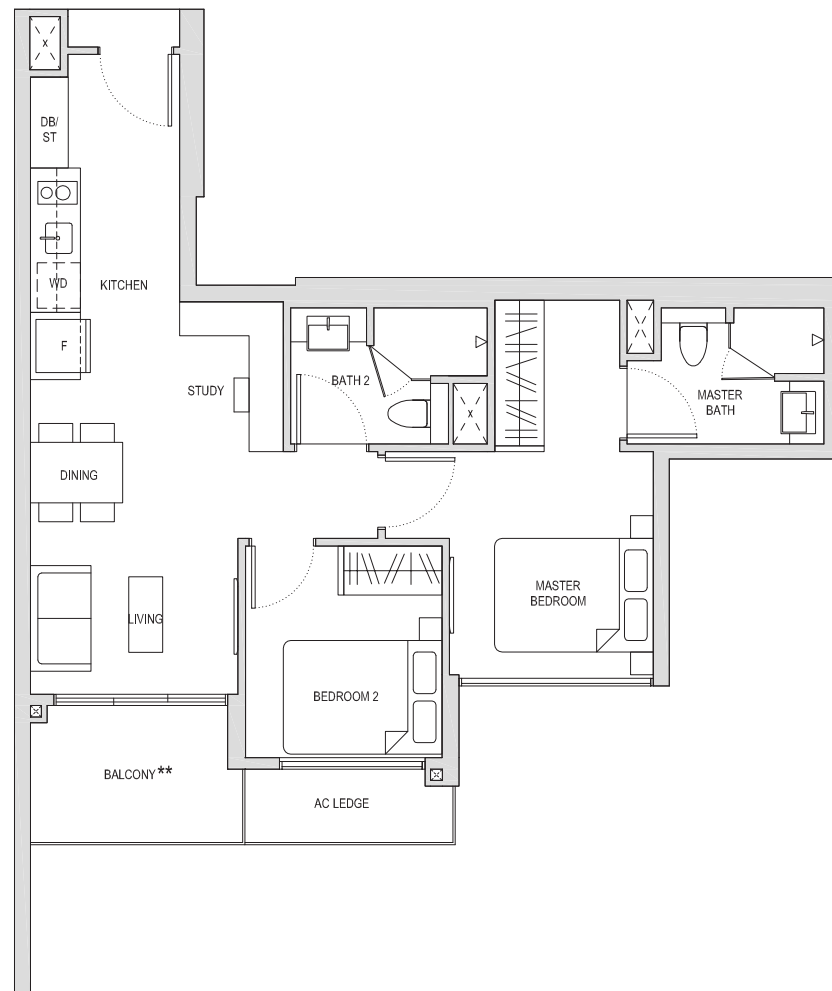
** The PES / balcony shall not be enclosed. Only URA approved balcony screens are to be used. For an illustration of the approved balcony screen, please refer to the diagram annexed hereto as "Annexure 1".

Areas include AC Ledge, Balcony, PES and Strata Void Area (where applicable). Orientations and Facings will differ depending on the unit you are purchasing, please refer to the key plan. Plans are not drawn to scale and subject to change as may be required or approved by the relevant authorities. All areas are estimates only and are subject to final survey.

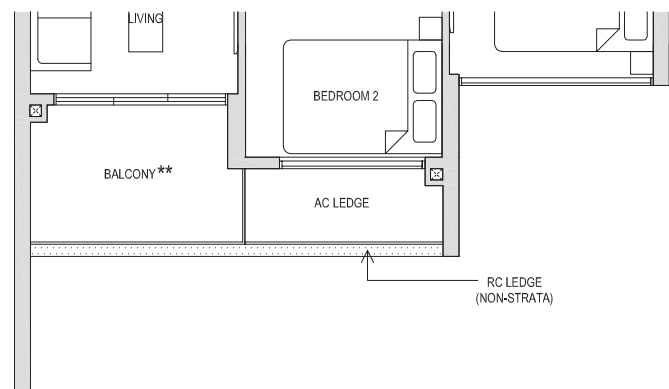
Two-Bedroom Premium + Study Type BPS1

68sqm / 732sqft

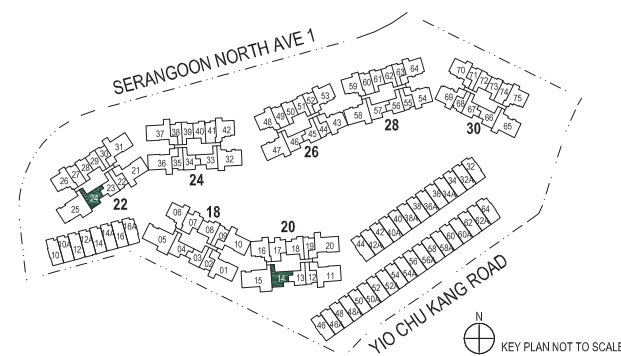
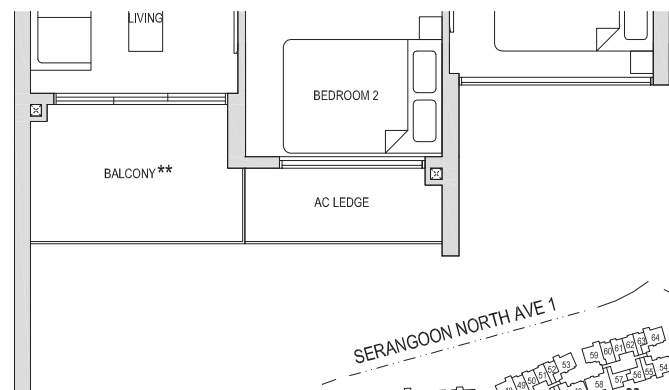
BLOCK 20 #03-14
BLOCK 22 #03-24 to #14-24



BLOCK 20 #04-14



BLOCK 20 #05-14 to #14-14



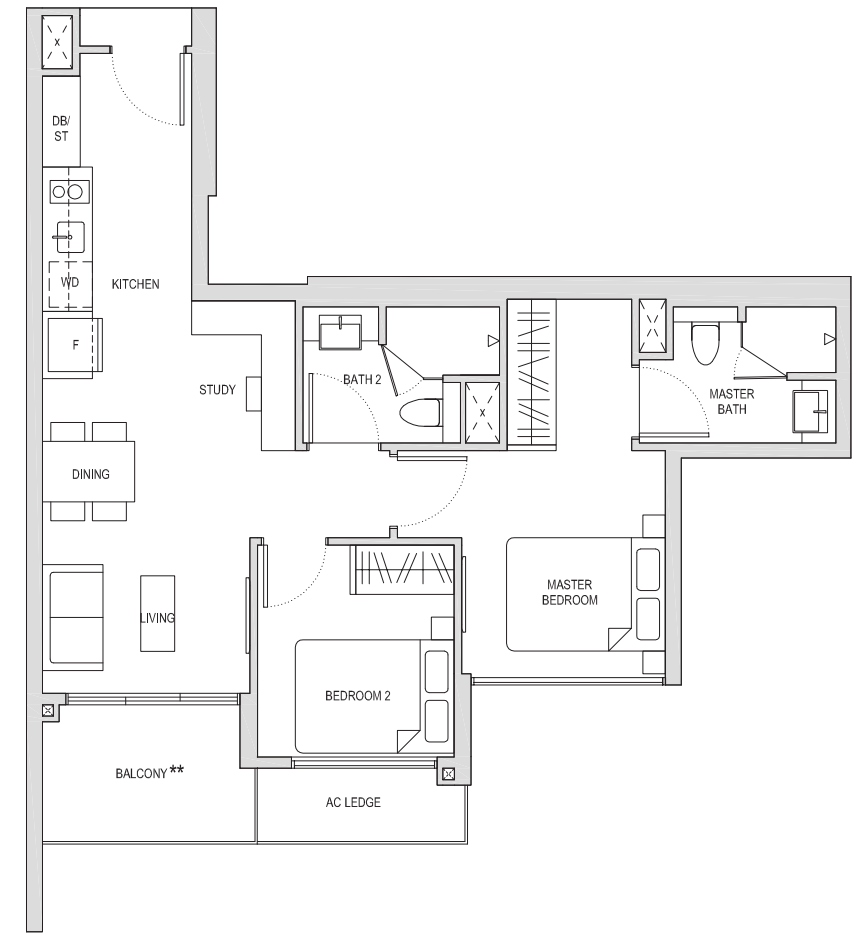
** The PES / balcony shall not be enclosed. Only URA approved balcony screens are to be used. For an illustration of the approved balcony screen, please refer to the diagram annexed hereto as "Annexure 1".

Areas include AC Ledge, Balcony, PES and Strata Void Area (where applicable). Orientations and Fadings will differ depending on the unit you are purchasing, please refer to the key plan. Plans are not drawn to scale and subject to change as may be required or approved by the relevant authorities. All areas are estimates only and are subject to final survey.

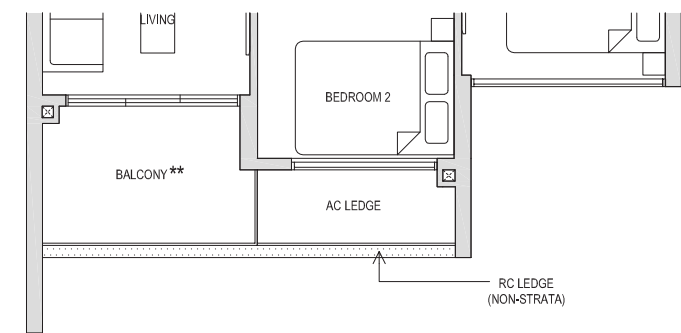
Two-Bedroom Premium + Study Type BPS1

68sqm / 732sqft

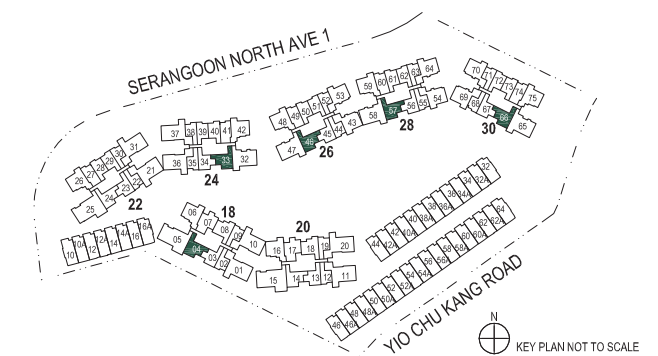
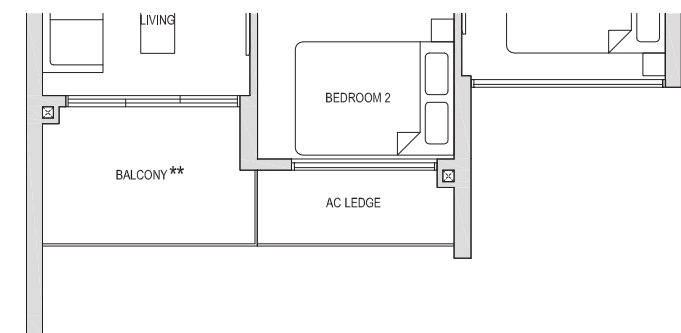
BLOCK 18 #03-04
BLOCK 24 #03-33*
BLOCK 26 #03-46
BLOCK 28 #03-57
BLOCK 30 #03-66*
* Mirror image



BLOCK 18 #04-04
BLOCK 24 #04-33*
BLOCK 26 #04-46
BLOCK 28 #04-57
BLOCK 30 #04-66*
* Mirror image



BLOCK 18 #05-04 to #14-04
BLOCK 24 #05-33* to #14-33*
BLOCK 26 #05-46 to #14-46
BLOCK 28 #05-57 to #14-57
BLOCK 30 #05-66* to #14-66*
* Mirror image



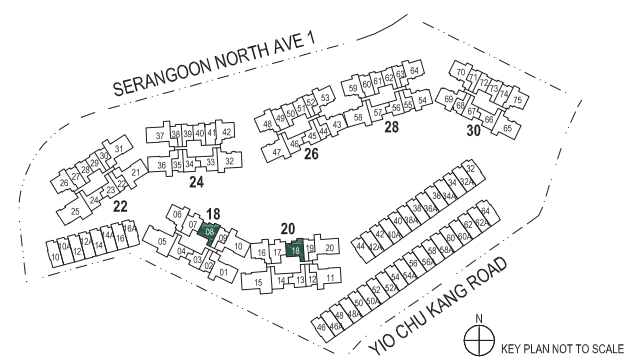
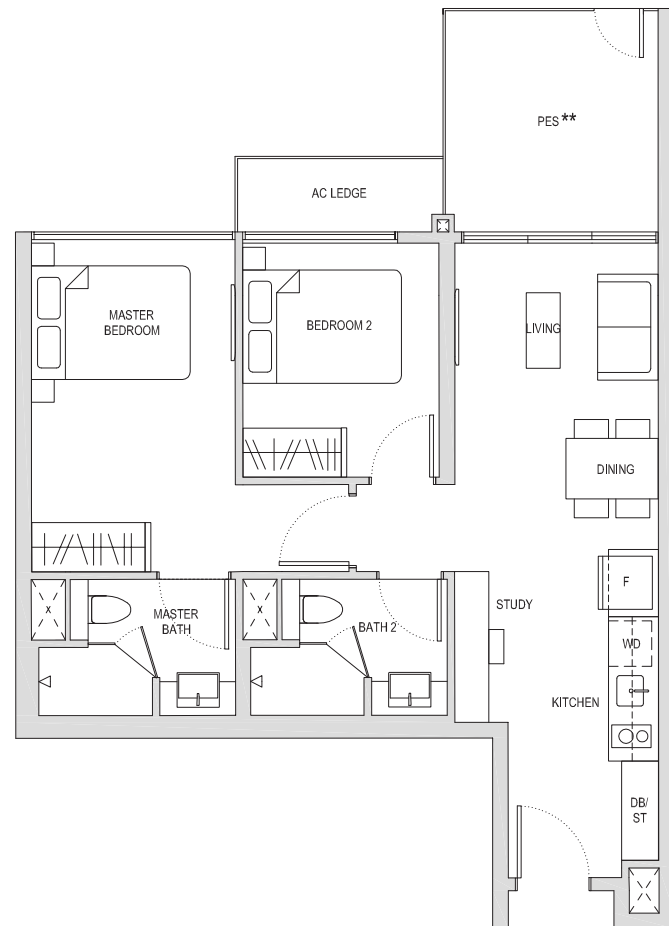
** The PES / balcony shall not be enclosed. Only URA approved balcony screens are to be used. For an illustration of the approved balcony screen, please refer to the diagram annexed hereto as "Annexure 1".

Areas include AC Ledge, Balcony, PES and Strata Void Area (where applicable). Orientations and Fadings will differ depending on the unit you are purchasing, please refer to the key plan. Plans are not drawn to scale and subject to change as may be required or approved by the relevant authorities. All areas are estimates only and are subject to final survey.

Two-Bedroom Premium + Study Type BPS2(PES)

72sqm / 775sqft

BLOCK 18 #01-08
BLOCK 20 #01-18



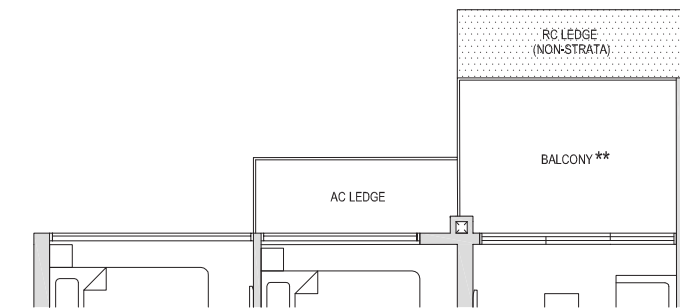
** The PES / balcony shall not be enclosed. Only URA approved balcony screens are to be used. For an illustration of the approved balcony screen, please refer to the diagram annexed hereto as "Annexure 1".

Areas include AC Ledge, Balcony, PES and Strata Void Area (where applicable). Orientations and Facings will differ depending on the unit you are purchasing, please refer to the key plan. Plans are not drawn to scale and subject to change as may be required or approved by the relevant authorities. All areas are estimates only and are subject to final survey.

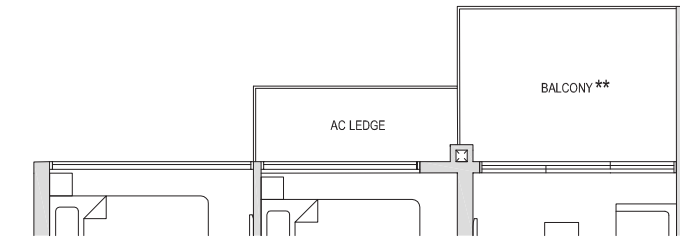
Two-Bedroom Premium + Study Type BPS2

70sqm / 753sqft

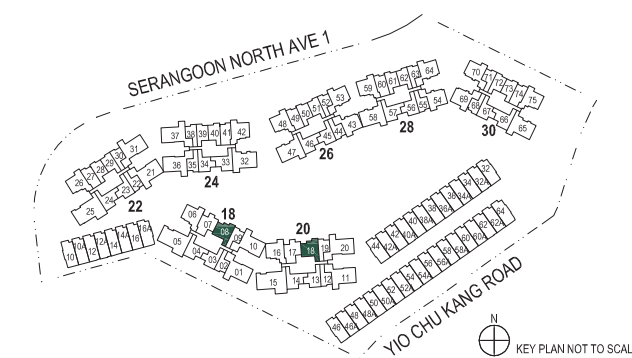
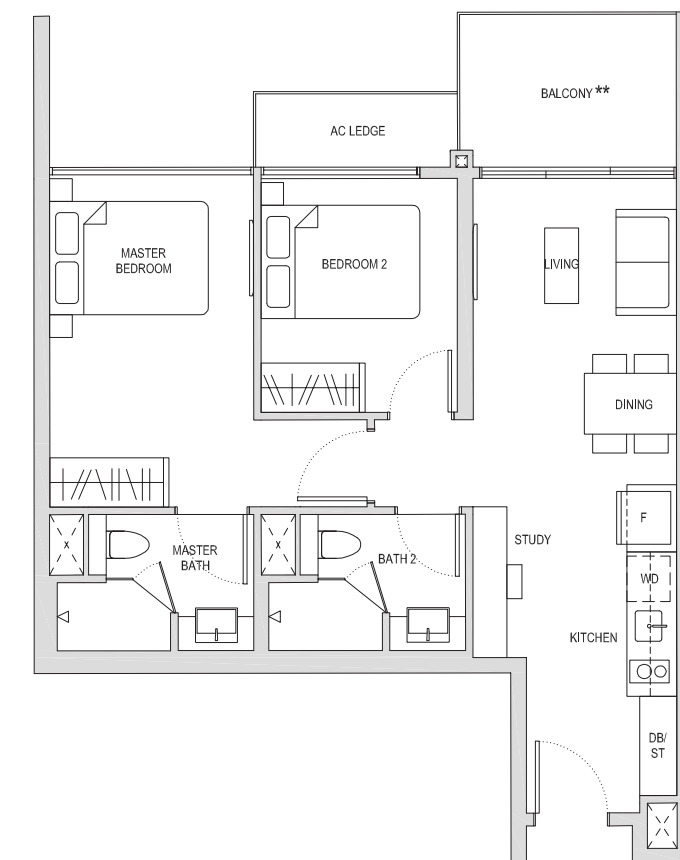
BLOCK 18 #02-08
BLOCK 20 #02-18



BLOCK 18 #03-08
BLOCK 20 #03-18



BLOCK 18 #04-08 to #14-08
BLOCK 20 #04-18 to #14-18



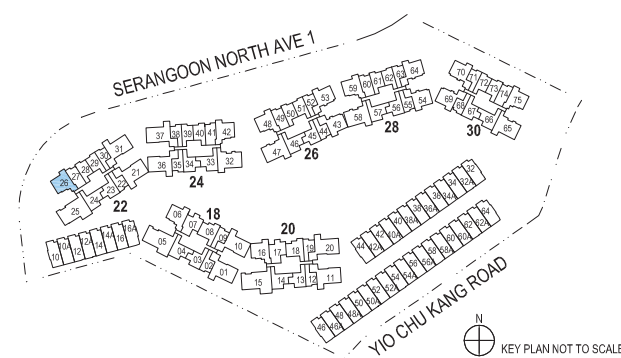
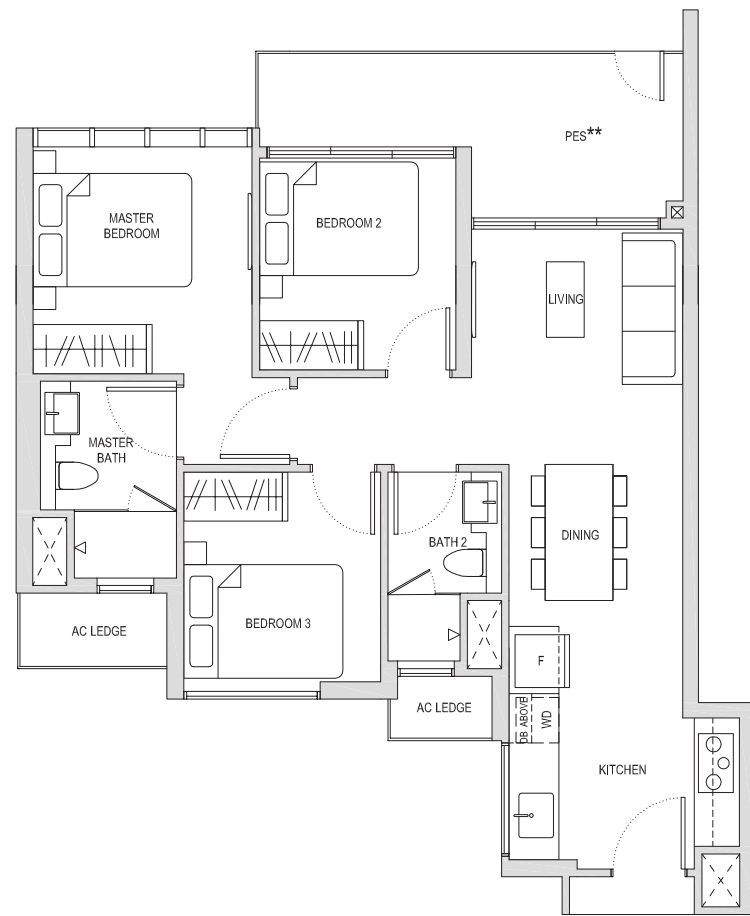
** The PES / balcony shall not be enclosed. Only URA approved balcony screens are to be used. For an illustration of the approved balcony screen, please refer to the diagram annexed hereto as "Annexure 1".

Areas include AC Ledge, Balcony, PES and Strata Void Area (where applicable). Orientations and Facings will differ depending on the unit you are purchasing, please refer to the key plan. Plans are not drawn to scale and subject to change as may be required or approved by the relevant authorities. All areas are estimates only and are subject to final survey.

Three-Bedroom Type C1(PES)

80sqm / 861sqft

BLOCK 22 #01-26



** The PES / balcony shall not be enclosed. Only URA approved balcony screens are to be used. For an illustration of the approved balcony screen, please refer to the diagram annexed hereto as "Annexure 1".

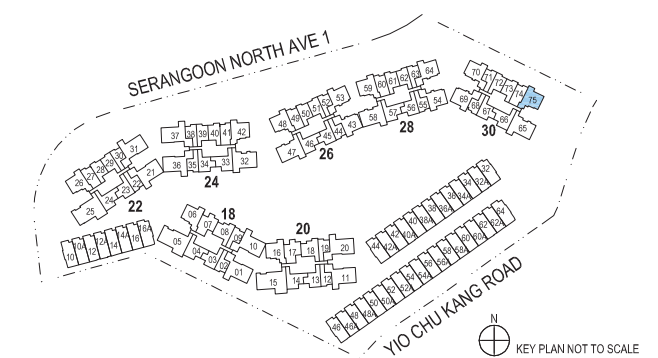
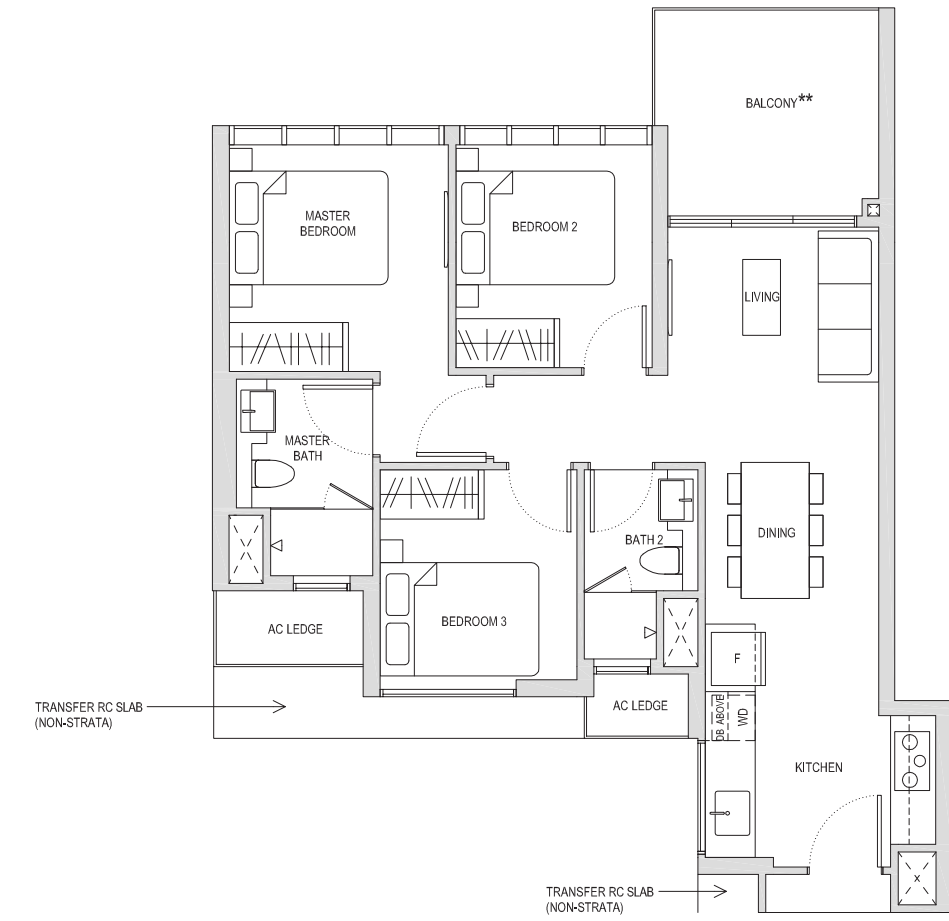
Areas include AC Ledge, Balcony, PES and Strata Void Area (where applicable). Orientations and Facings will differ depending on the unit you are purchasing, please refer to the key plan. Plans are not drawn to scale and subject to change as may be required or approved by the relevant authorities. All areas are estimates only and are subject to final survey.

Three-Bedroom Type C1

79sqm / 850sqft

BLOCK 30 #02-75*

* Mirror image



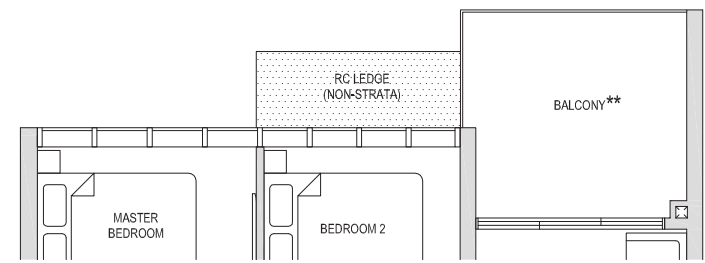
** The PES / balcony shall not be enclosed. Only URA approved balcony screens are to be used. For an illustration of the approved balcony screen, please refer to the diagram annexed hereto as "Annexure 1".

Areas include AC Ledge, Balcony, PES and Strata Void Area (where applicable). Orientations and Facings will differ depending on the unit you are purchasing, please refer to the key plan. Plans are not drawn to scale and subject to change as may be required or approved by the relevant authorities. All areas are estimates only and are subject to final survey.

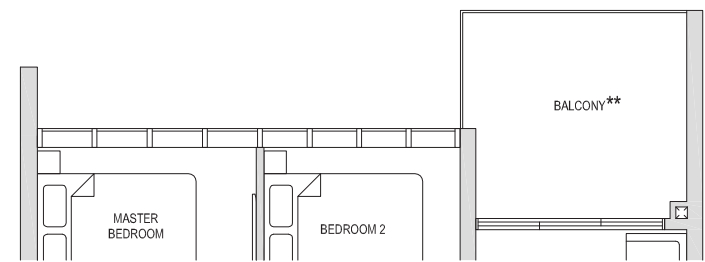
Three-Bedroom Type C1

79sqm / 850sqft

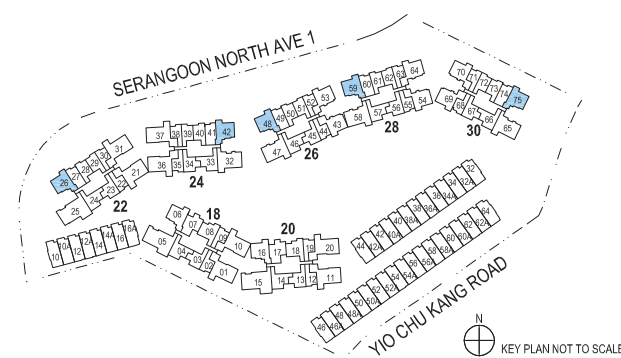
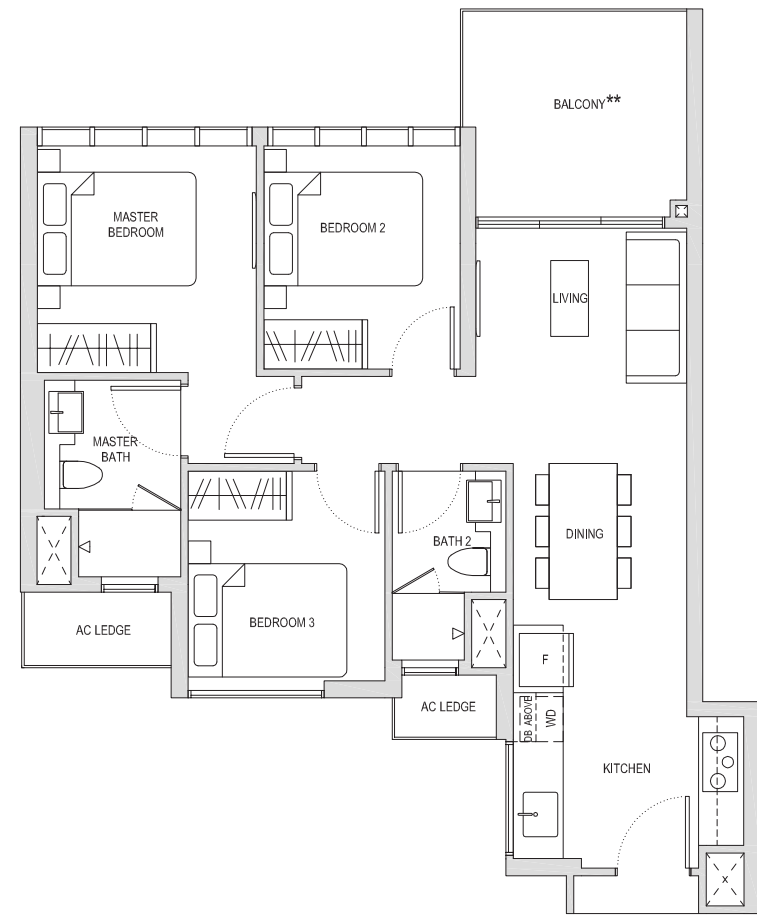
BLOCK 22 #02-26
BLOCK 24 #02-42*
BLOCK 26 #02-48
* Mirror image



BLOCK 22 #05-26 to #13-26
BLOCK 24 #05-42* to #13-42*
BLOCK 26 #05-48 to #13-48
BLOCK 28 #05-59 to #13-59
* Mirror image



BLOCK 30 #03-75*
* Mirror image



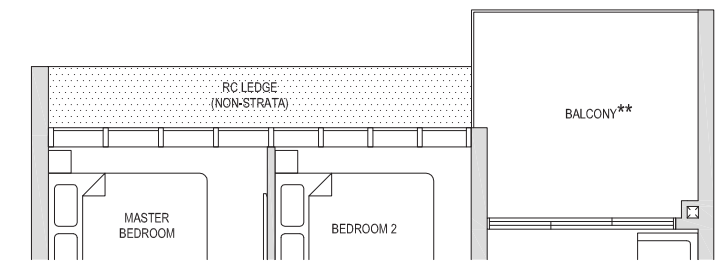
** The PES / balcony shall not be enclosed. Only URA approved balcony screens are to be used. For an illustration of the approved balcony screen, please refer to the diagram annexed hereto as "Annexure 1".

Areas include AC Ledge, Balcony, PES and Strata Void Area (where applicable). Orientations and Facings will differ depending on the unit you are purchasing, please refer to the key plan. Plans are not drawn to scale and subject to change as may be required or approved by the relevant authorities. All areas are estimates only and are subject to final survey.

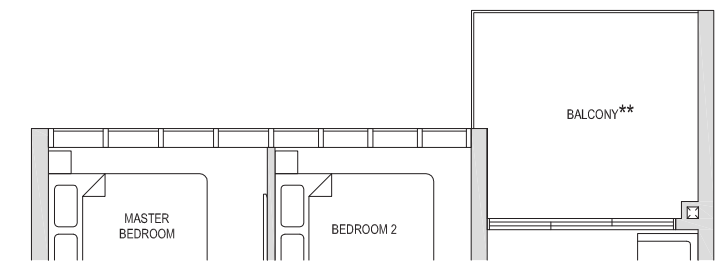
Three-Bedroom Type C1

79sqm / 850sqft

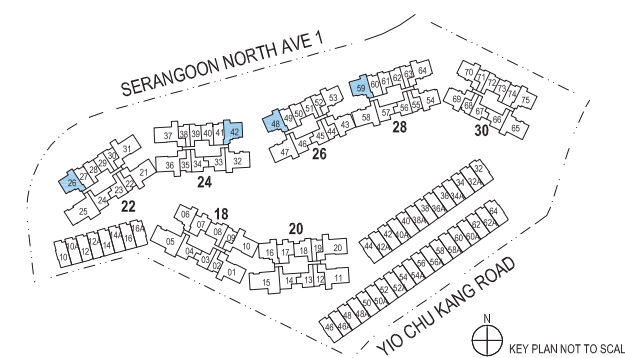
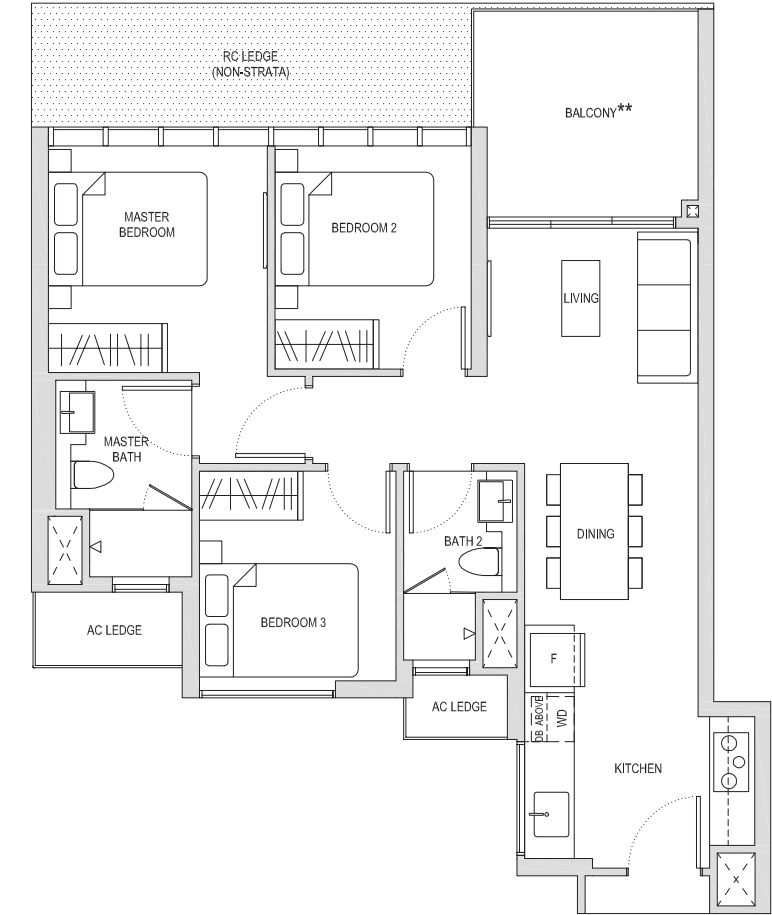
BLOCK 22 #04-26
BLOCK 24 #04-42*
BLOCK 26 #04-48
BLOCK 28 #04-59
* Mirror image



BLOCK 22 #03-26
BLOCK 24 #03-42*
BLOCK 26 #03-48
* Mirror image



BLOCK 28 #03-59



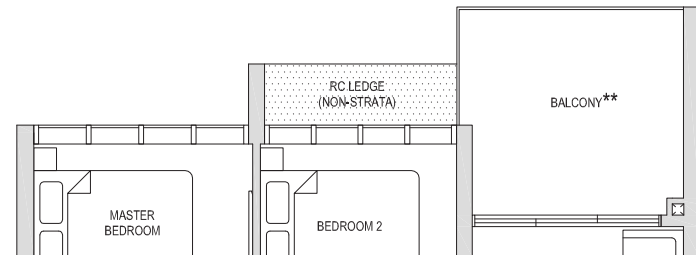
** The PES / balcony shall not be enclosed. Only URA approved balcony screens are to be used. For an illustration of the approved balcony screen, please refer to the diagram annexed hereto as "Annexure 1".

Areas include AC Ledge, Balcony, PES and Strata Void Area (where applicable). Orientations and Facings will differ depending on the unit you are purchasing, please refer to the key plan. Plans are not drawn to scale and subject to change as may be required or approved by the relevant authorities. All areas are estimates only and are subject to final survey.

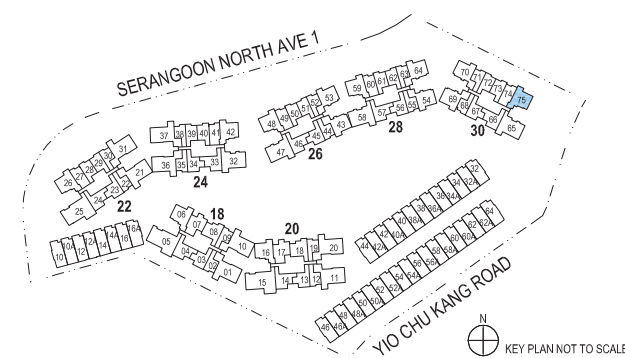
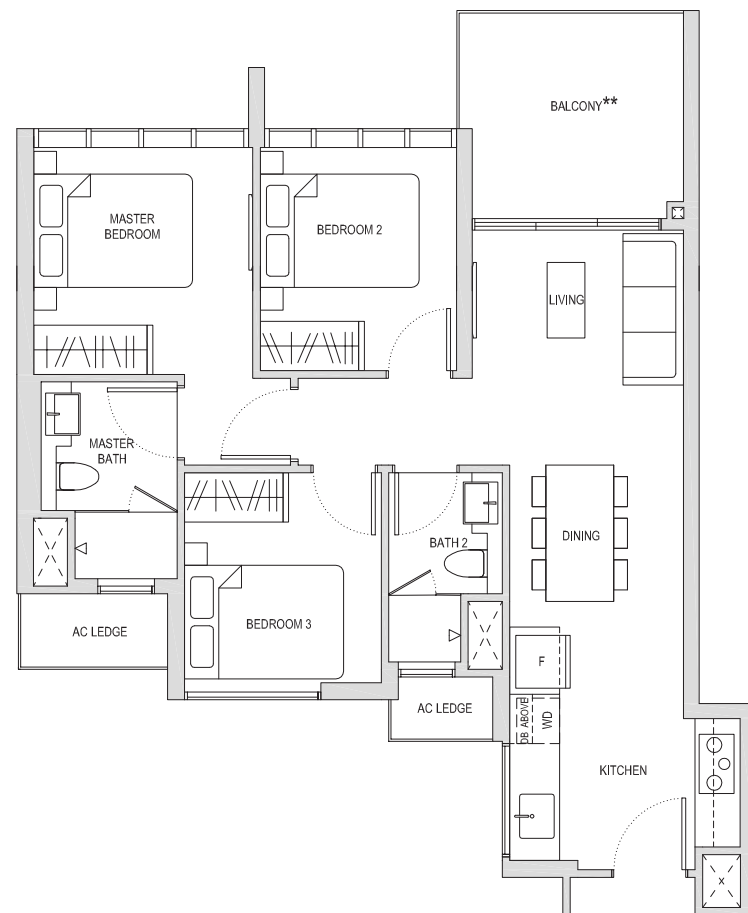
Three-Bedroom Type C1

79sqm / 850sqft

BLOCK 30 #04-75*
* Mirror image



BLOCK 30 #05-75* to #13-75*
* Mirror image



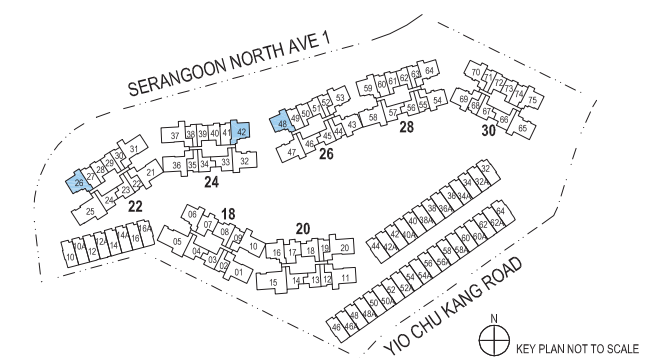
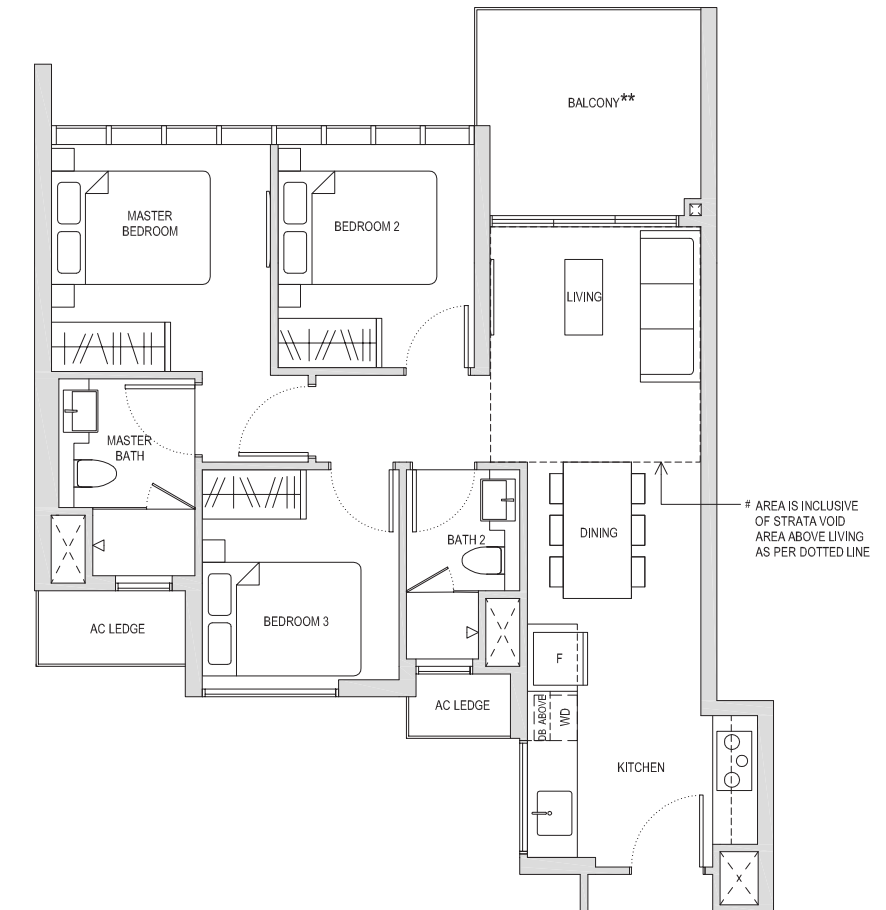
** The PES / balcony shall not be enclosed. Only URA approved balcony screens are to be used. For an illustration of the approved balcony screen, please refer to the diagram annexed hereto as "Annexure 1".

Areas include AC Ledge, Balcony, PES and Strata Void Area (where applicable). Orientations and Facings will differ depending on the unit you are purchasing, please refer to the key plan. Plans are not drawn to scale and subject to change as may be required or approved by the relevant authorities. All areas are estimates only and are subject to final survey.

Three-Bedroom Type C1(h)

89sqm / 958sqft *

BLOCK 22 #14-26
BLOCK 24 #14-42*
BLOCK 26 #14-48
* Mirror image



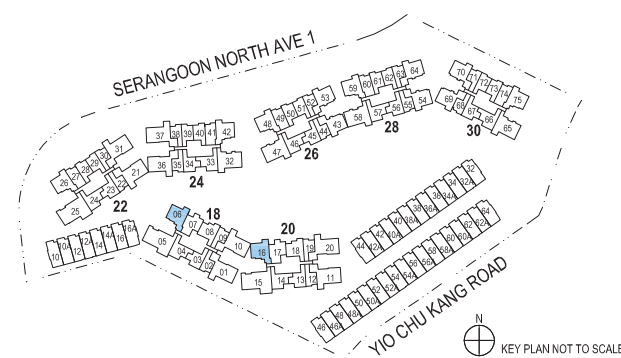
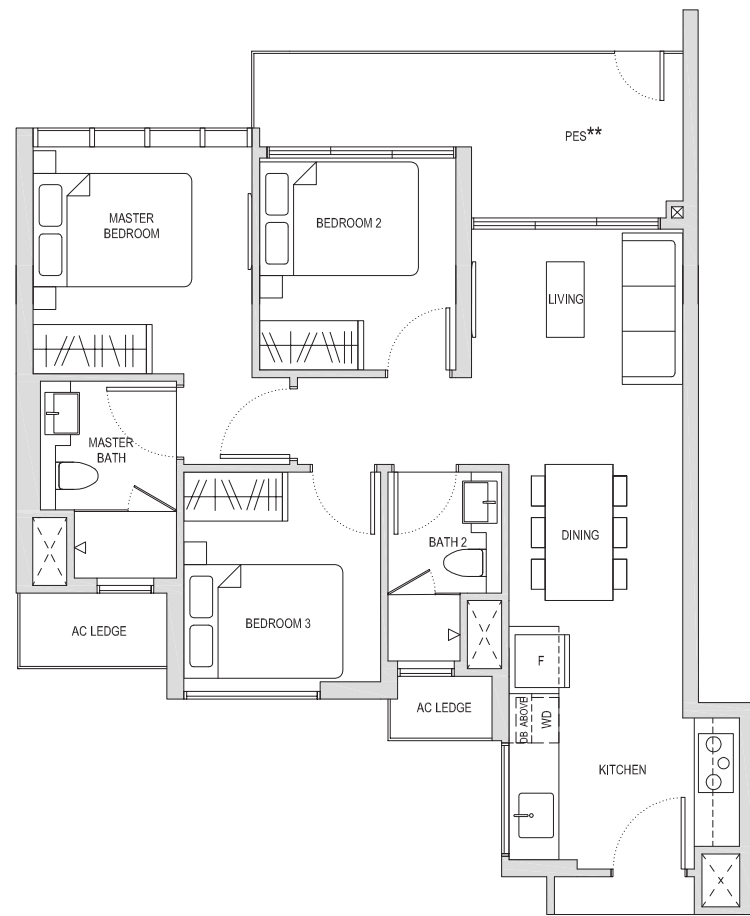
** The PES / balcony shall not be enclosed. Only URA approved balcony screens are to be used. For an illustration of the approved balcony screen, please refer to the diagram annexed hereto as "Annexure 1".

Areas include AC Ledge, Balcony, PES and Strata Void Area (where applicable). Orientations and Facings will differ depending on the unit you are purchasing, please refer to the key plan. Plans are not drawn to scale and subject to change as may be required or approved by the relevant authorities. All areas are estimates only and are subject to final survey.

Three-Bedroom Type C1(a) (PES)

80sqm / 861sqft

BLOCK 18 #01-06
BLOCK 20 #01-16



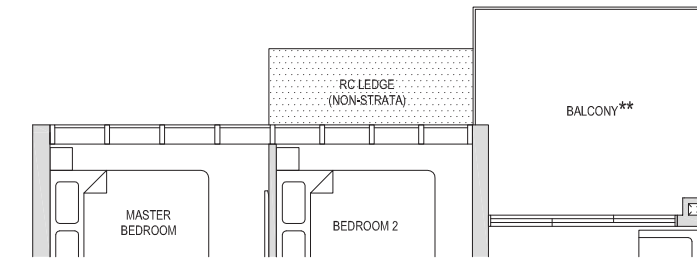
** The PES / balcony shall not be enclosed. Only URA approved balcony screens are to be used. For an illustration of the approved balcony screen, please refer to the diagram annexed hereto as "Annexure 1".

Areas include AC Ledge, Balcony, PES and Strata Void Area (where applicable). Orientations and Facings will differ depending on the unit you are purchasing, please refer to the key plan. Plans are not drawn to scale and subject to change as may be required or approved by the relevant authorities. All areas are estimates only and are subject to final survey.

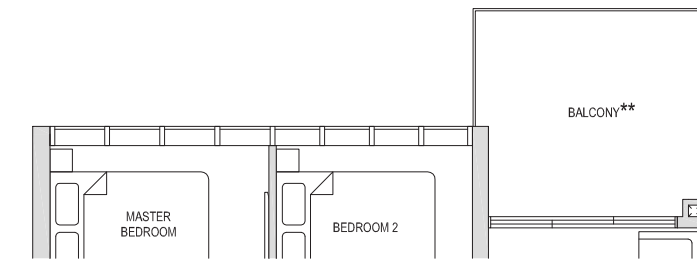
Three-Bedroom Type C1(a)

79sqm / 850sqft

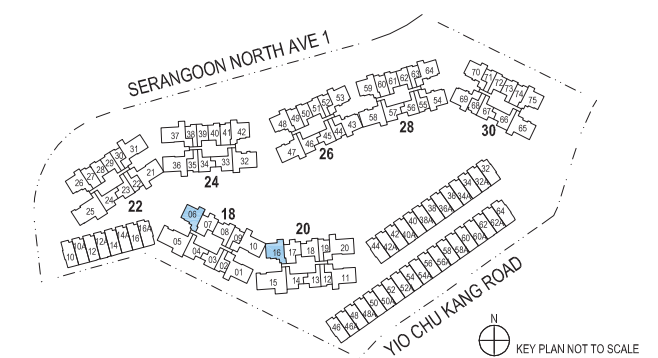
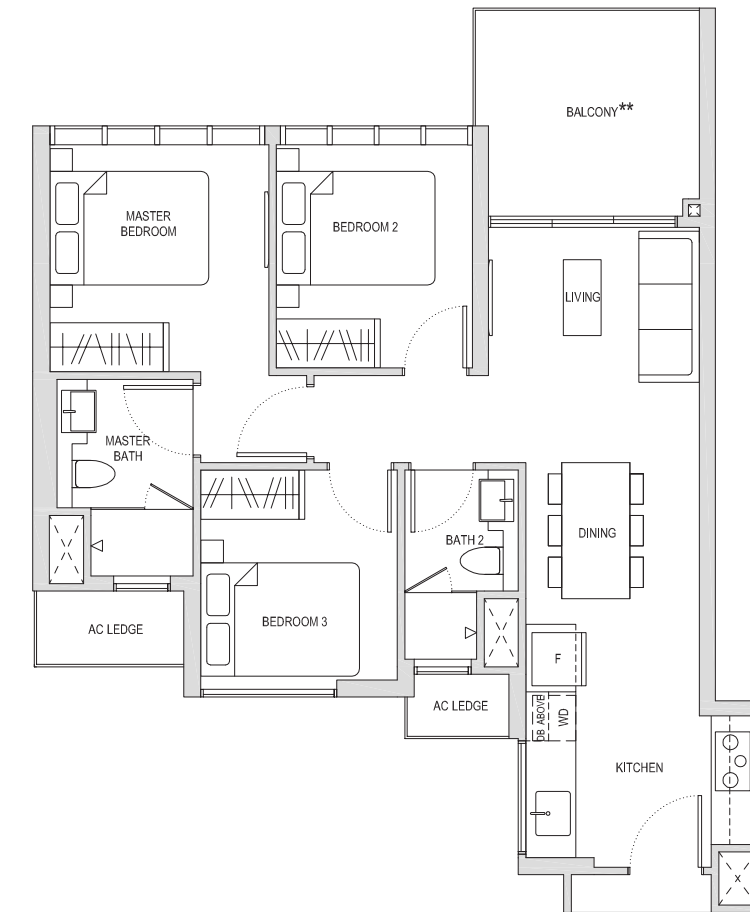
BLOCK 18 #02-06



BLOCK 18 #03-06



BLOCK 20 #03-16



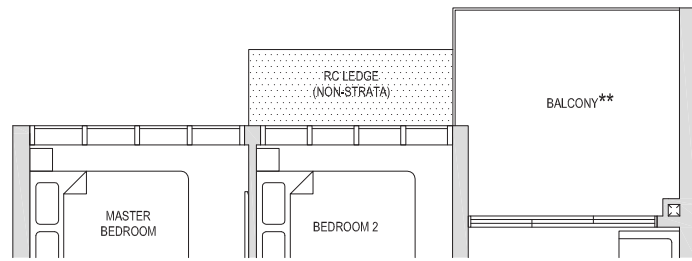
** The PES / balcony shall not be enclosed. Only URA approved balcony screens are to be used. For an illustration of the approved balcony screen, please refer to the diagram annexed hereto as "Annexure 1".

Areas include AC Ledge, Balcony, PES and Strata Void Area (where applicable). Orientations and Facings will differ depending on the unit you are purchasing, please refer to the key plan. Plans are not drawn to scale and subject to change as may be required or approved by the relevant authorities. All areas are estimates only and are subject to final survey.

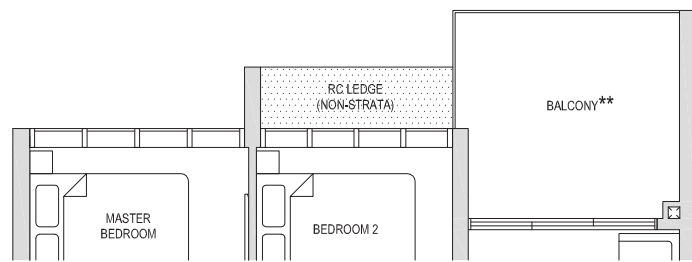
Three-Bedroom Type C1(a)

79sqm / 850sqft

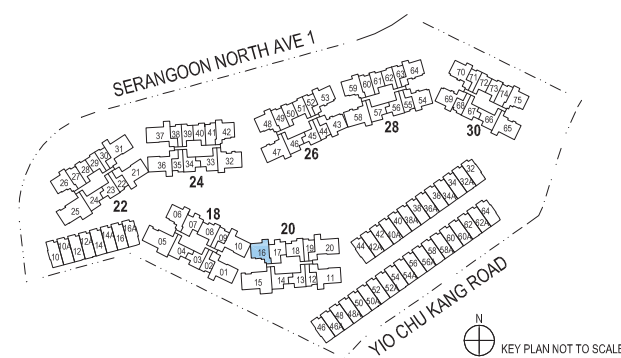
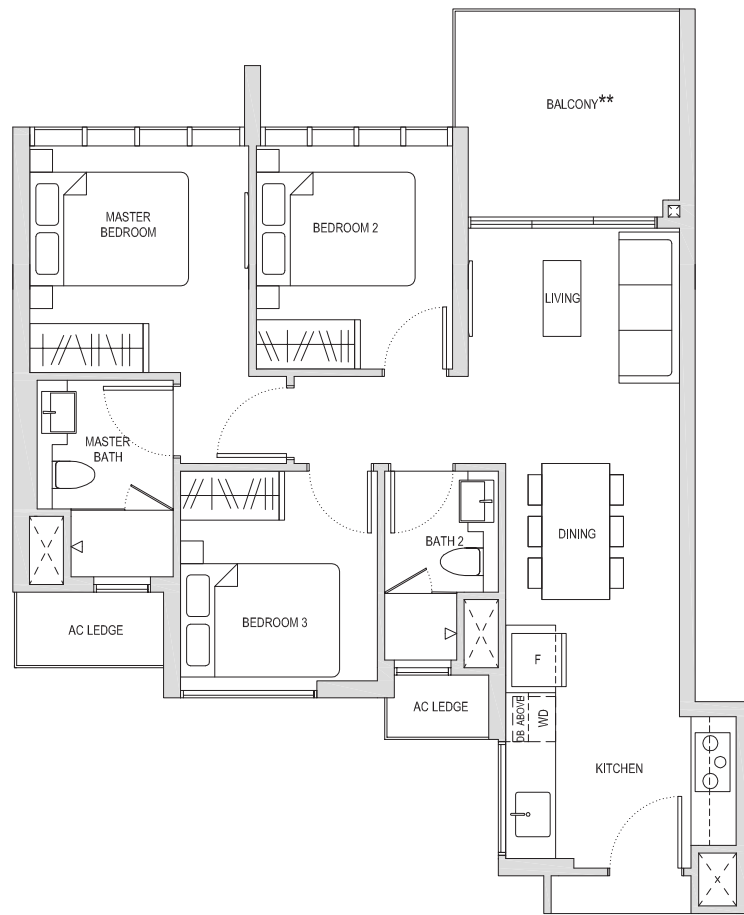
BLOCK 20 #02-16



BLOCK 20 #04-16



BLOCK 20 #05-16 to #13-16



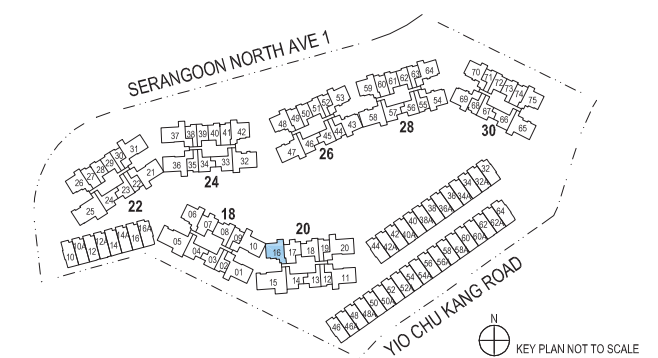
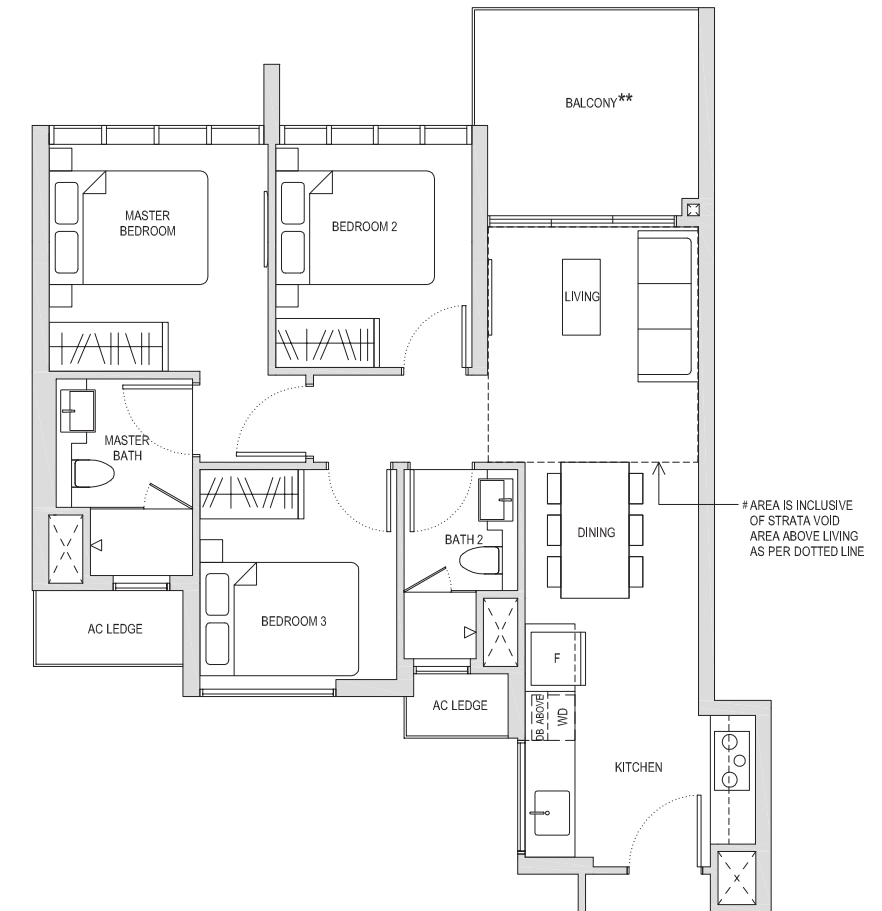
** The PES / balcony shall not be enclosed. Only URA approved balcony screens are to be used. For an illustration of the approved balcony screen, please refer to the diagram annexed hereto as "Annexure 1".

Areas include AC Ledge, Balcony, PES and Strata Void Area (where applicable). Orientations and Facings will differ depending on the unit you are purchasing, please refer to the key plan. Plans are not drawn to scale and subject to change as may be required or approved by the relevant authorities. All areas are estimates only and are subject to final survey.

Three-Bedroom Type C1(a)(h)

89sqm / 958sqft *

BLOCK 20 #14-16



** The PES / balcony shall not be enclosed. Only URA approved balcony screens are to be used. For an illustration of the approved balcony screen, please refer to the diagram annexed hereto as "Annexure 1".

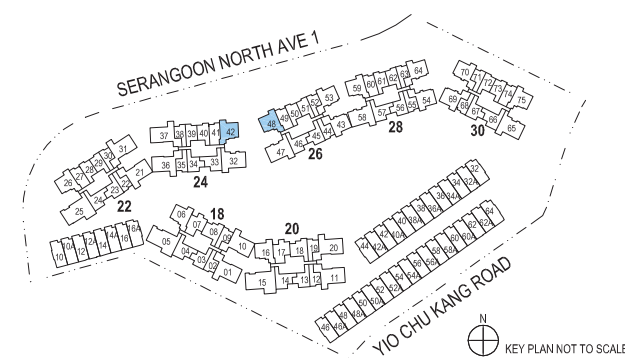
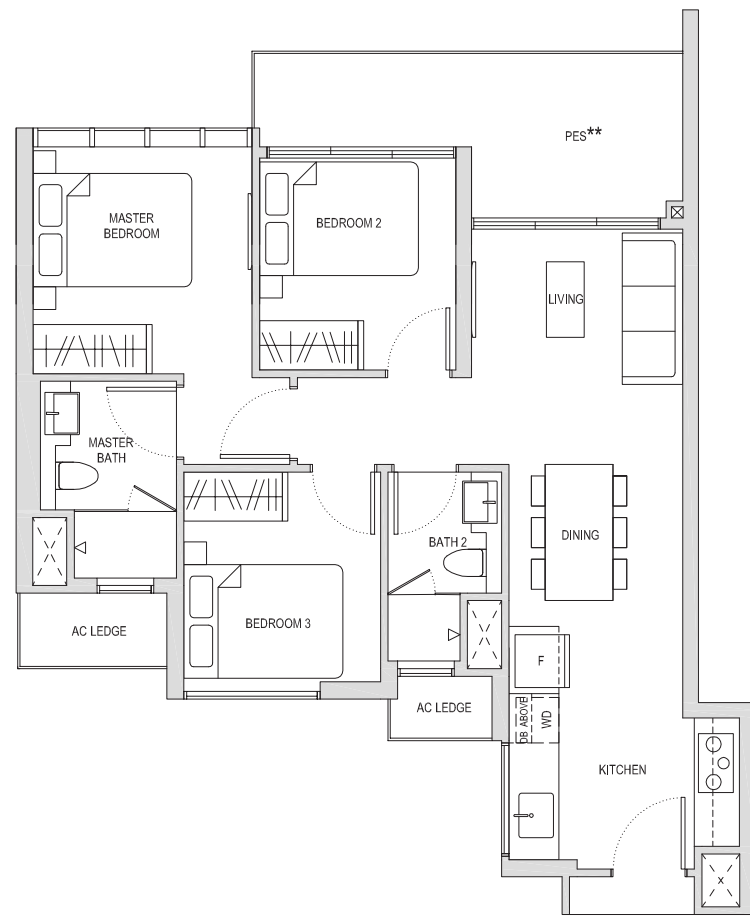
Areas include AC Ledge, Balcony, PES and Strata Void Area (where applicable). Orientations and Facings will differ depending on the unit you are purchasing, please refer to the key plan. Plans are not drawn to scale and subject to change as may be required or approved by the relevant authorities. All areas are estimates only and are subject to final survey.

Three-Bedroom Type C1(b)(PES)

80sqm / 861sqft

BLOCK 24 #01-42*
BLOCK 26 #01-48

* Mirror image



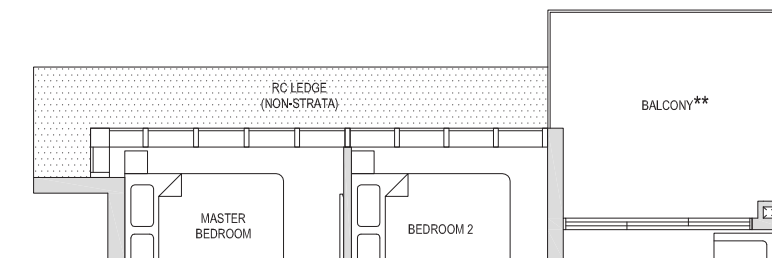
** The PES / balcony shall not be enclosed. Only URA approved balcony screens are to be used. For an illustration of the approved balcony screen, please refer to the diagram annexed hereto as "Annexure 1".

Areas include AC Ledge, Balcony, PES and Strata Void Area (where applicable). Orientations and Facings will differ depending on the unit you are purchasing, please refer to the key plan. Plans are not drawn to scale and subject to change as may be required or approved by the relevant authorities. All areas are estimates only and are subject to final survey.

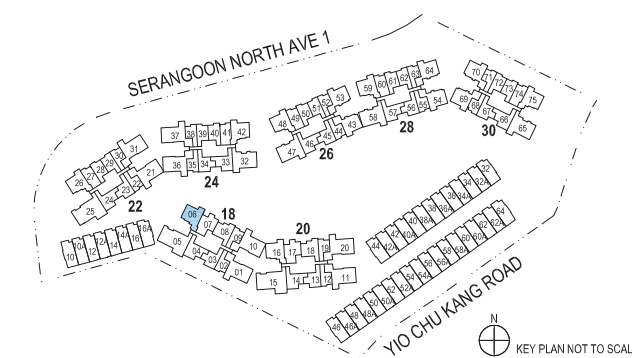
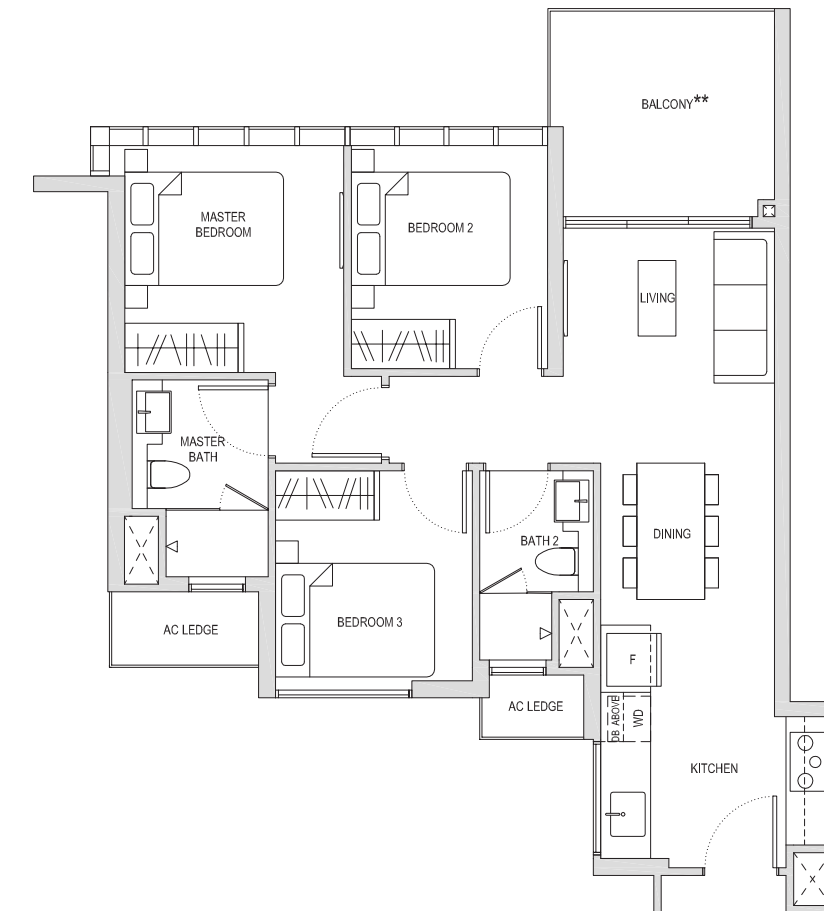
Three-Bedroom Type C1(b)

79sqm / 850sqft

BLOCK 18 #04-06



BLOCK 18 #05-06 to #13-06



** The PES / balcony shall not be enclosed. Only URA approved balcony screens are to be used. For an illustration of the approved balcony screen, please refer to the diagram annexed hereto as "Annexure 1".

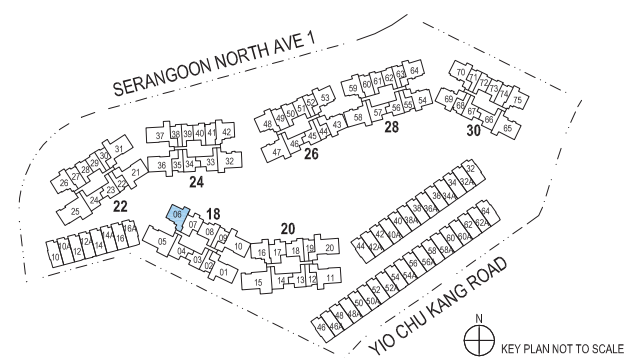
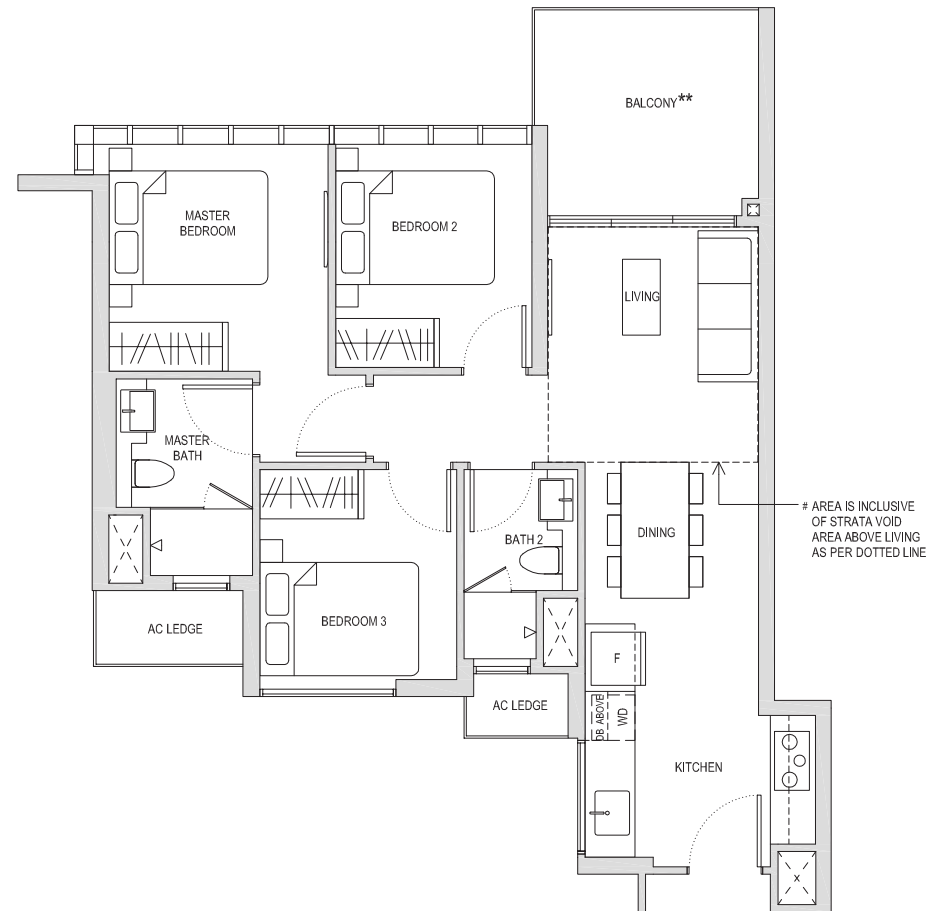
Areas include AC Ledge, Balcony, PES and Strata Void Area (where applicable). Orientations and Facings will differ depending on the unit you are purchasing, please refer to the key plan. Plans are not drawn to scale and subject to change as may be required or approved by the relevant authorities. All areas are estimates only and are subject to final survey.

Three-Bedroom

Type C1(b)(h)

89sqm / 958sqft *

BLOCK 18 #14-06



** The PES / balcony shall not be enclosed. Only URA approved balcony screens are to be used. For an illustration of the approved balcony screen, please refer to the diagram annexed hereto as "Annexure 1".

Areas include AC Ledge, Balcony, PES and Strata Void Area (where applicable). Orientations and Facings will differ depending on the unit you are purchasing, please refer to the key plan. Plans are not drawn to scale and subject to change as may be required or approved by the relevant authorities. All areas are estimates only and are subject to final survey.

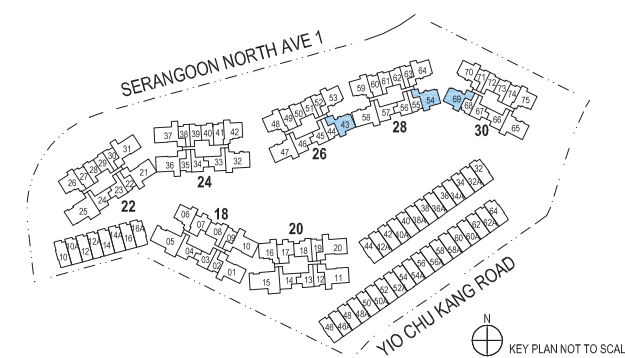
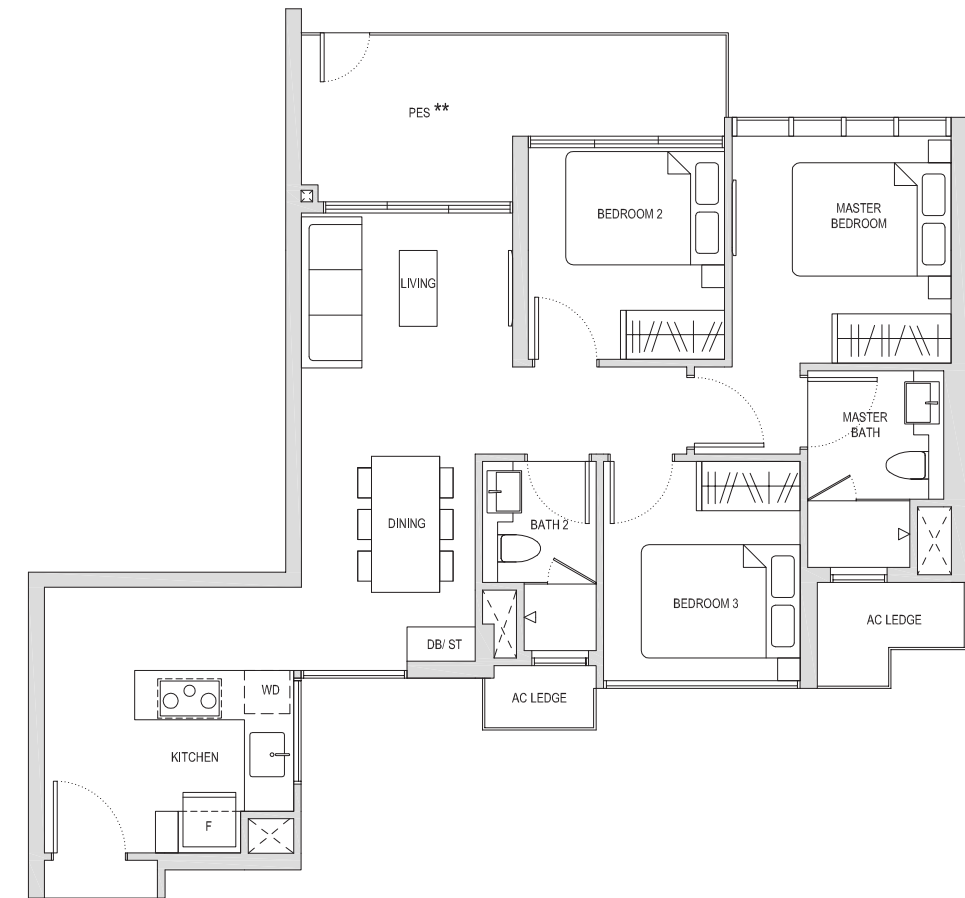
Three-Bedroom

Type C2(PES)

86sqm / 926sqft

BLOCK 26 #01-43*
BLOCK 28 #01-54*
BLOCK 30 #01-69

* Mirror image



** The PES / balcony shall not be enclosed. Only URA approved balcony screens are to be used. For an illustration of the approved balcony screen, please refer to the diagram annexed hereto as "Annexure 1".

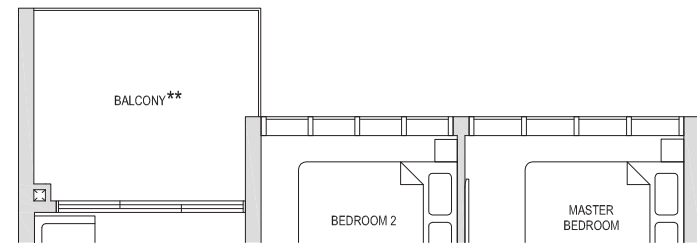
Areas include AC Ledge, Balcony, PES and Strata Void Area (where applicable). Orientations and Facings will differ depending on the unit you are purchasing, please refer to the key plan. Plans are not drawn to scale and subject to change as may be required or approved by the relevant authorities. All areas are estimates only and are subject to final survey.

Three-Bedroom Type C2

84sqm / 904sqft

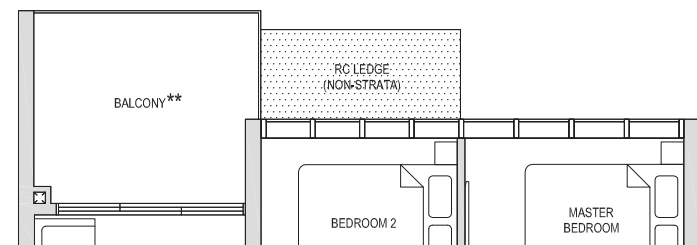
BLOCK 26 #03-43*
BLOCK 30 #03-69

* Mirror image



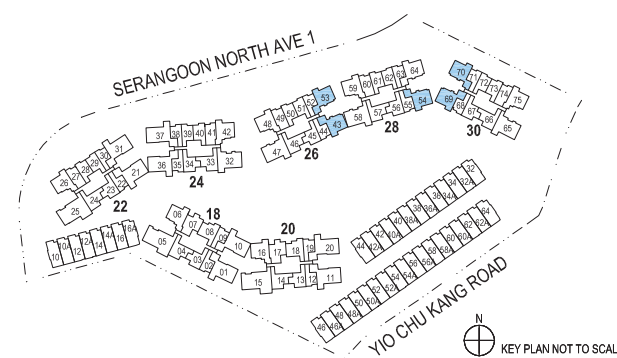
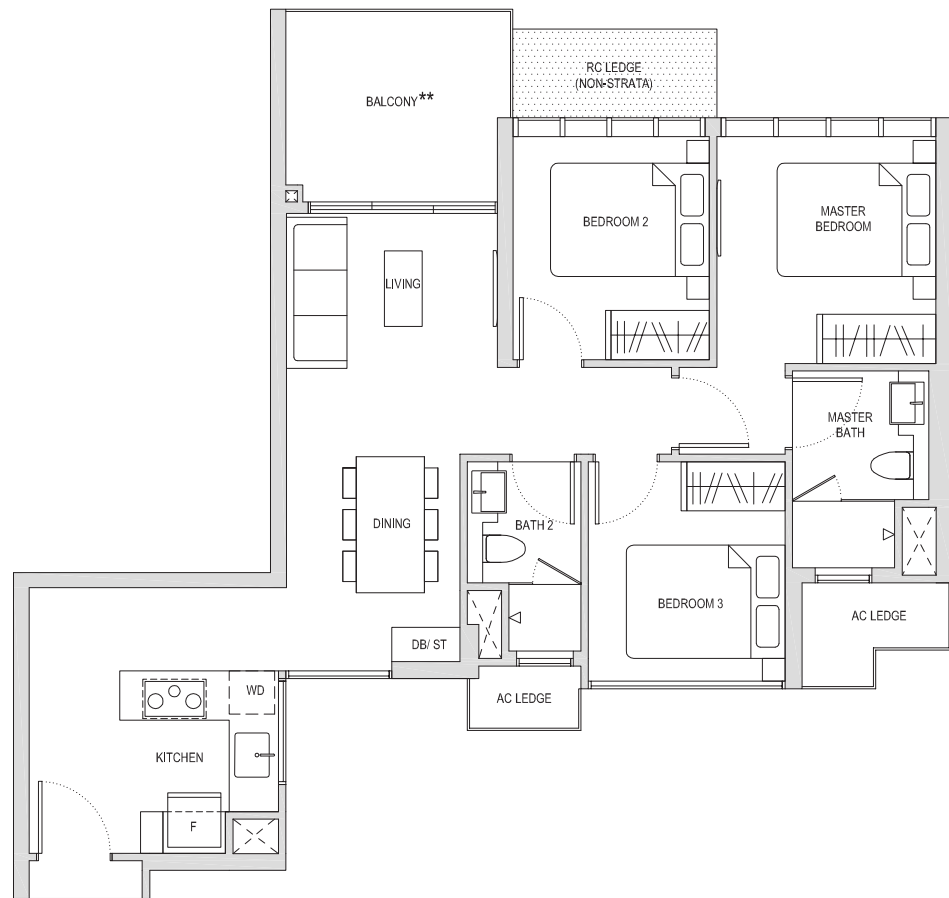
BLOCK 26 #02-53
BLOCK 28 #02-54*
BLOCK 30 #02-70*

* Mirror image



BLOCK 26 #02-43*
BLOCK 30 #02-69

* Mirror image



** The PES / balcony shall not be enclosed. Only URA approved balcony screens are to be used. For an illustration of the approved balcony screen, please refer to the diagram annexed hereto as "Annexure 1".

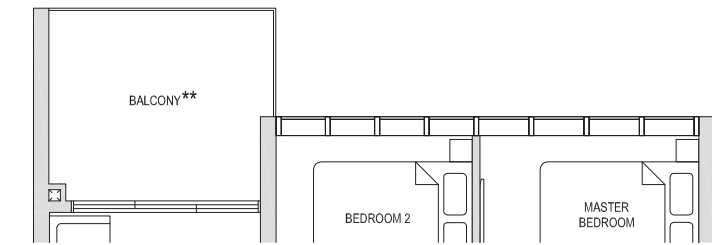
Areas include AC Ledge, Balcony, PES and Strata Void Area (where applicable). Orientations and Facings will differ depending on the unit you are purchasing, please refer to the key plan. Plans are not drawn to scale and subject to change as may be required or approved by the relevant authorities. All areas are estimates only and are subject to final survey.

Three-Bedroom Type C2

84sqm / 904sqft

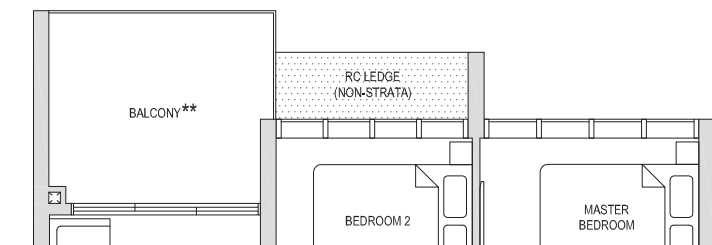
BLOCK 26 #03-53
BLOCK 28 #03-54*
BLOCK 28 #03-64
BLOCK 30 #03-70*

* Mirror image



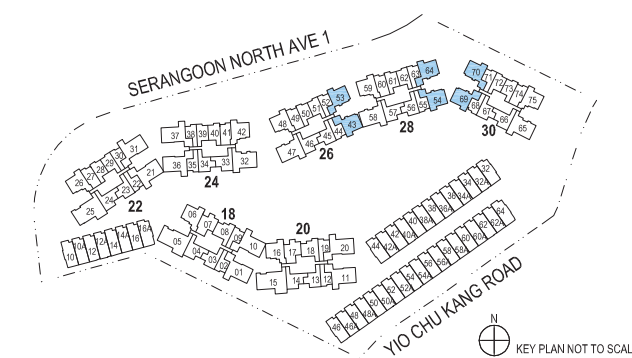
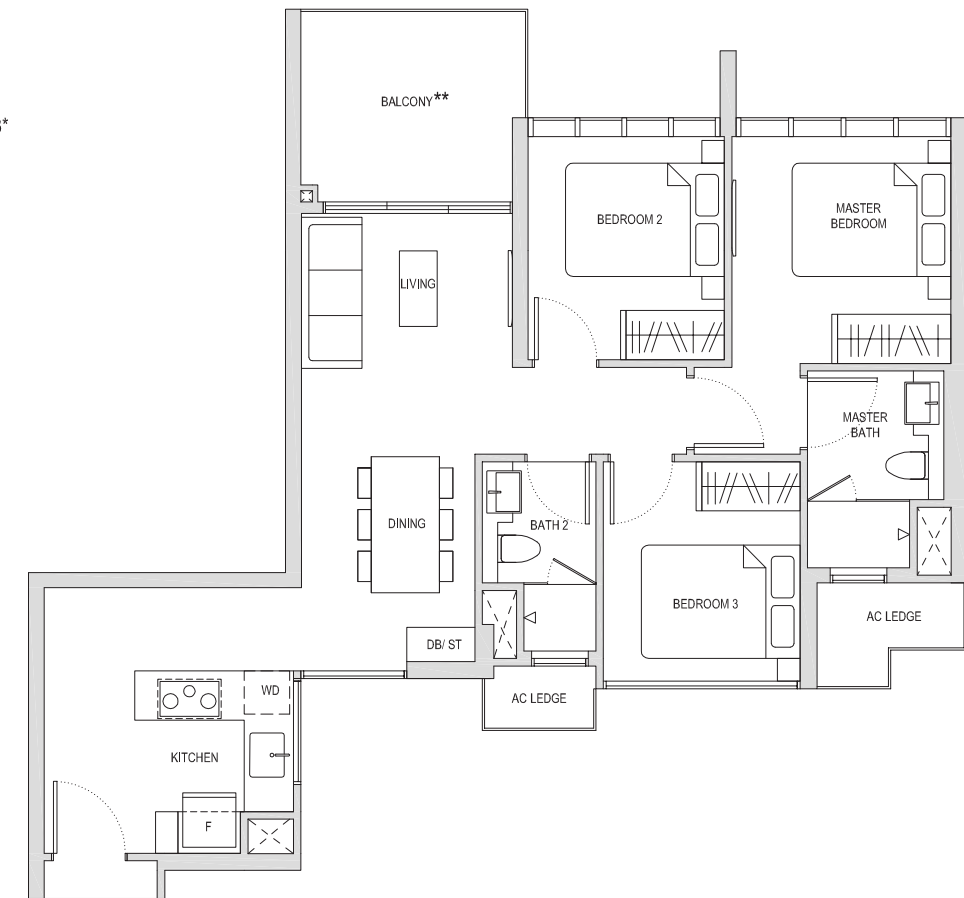
BLOCK 26 #04-43*
BLOCK 30 #04-69

* Mirror image



BLOCK 26 #05-43* to #13-43*
BLOCK 30 #05-69 to #13-69

* Mirror image



** The PES / balcony shall not be enclosed. Only URA approved balcony screens are to be used. For an illustration of the approved balcony screen, please refer to the diagram annexed hereto as "Annexure 1".

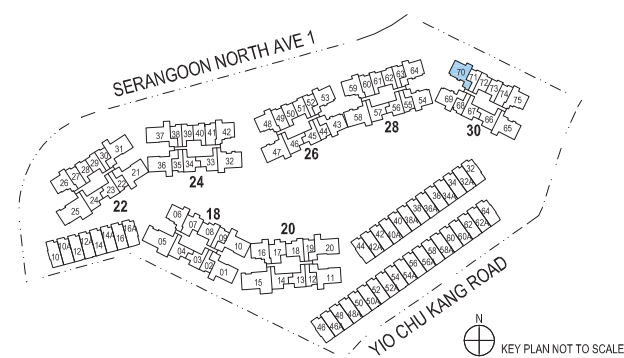
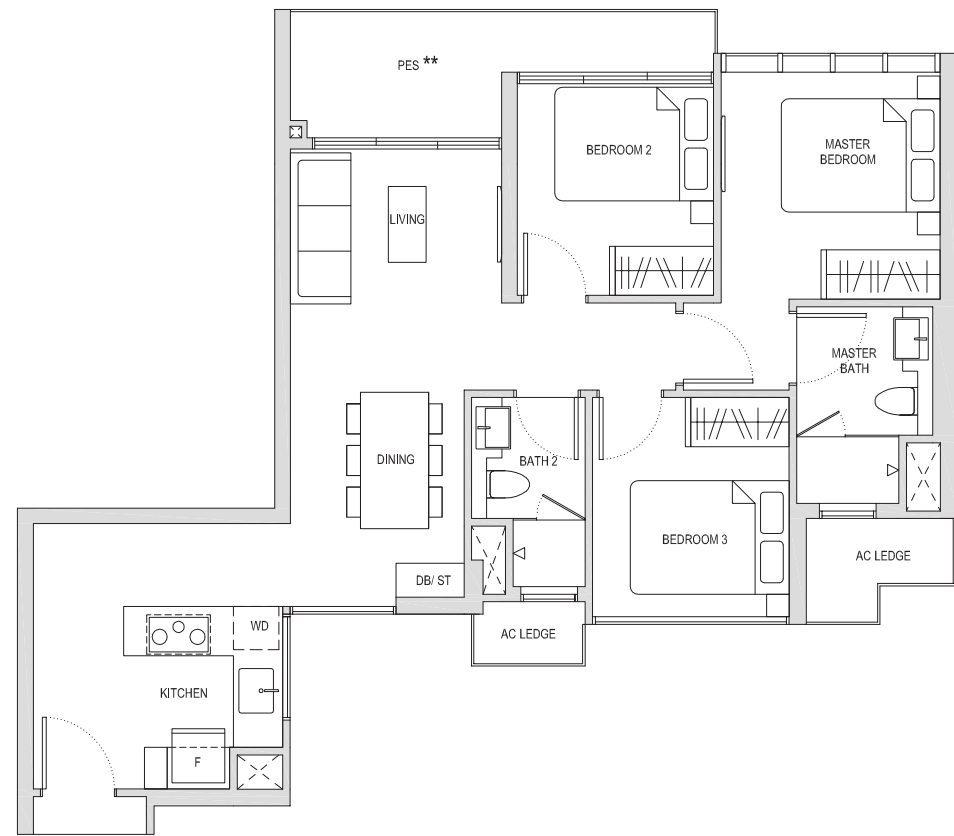
Areas include AC Ledge, Balcony, PES and Strata Void Area (where applicable). Orientations and Facings will differ depending on the unit you are purchasing, please refer to the key plan. Plans are not drawn to scale and subject to change as may be required or approved by the relevant authorities. All areas are estimates only and are subject to final survey.

Three-Bedroom
Type C2(a)(PES)

83sqm / 893sqft

BLOCK 30 #01-70*

* Mirror image



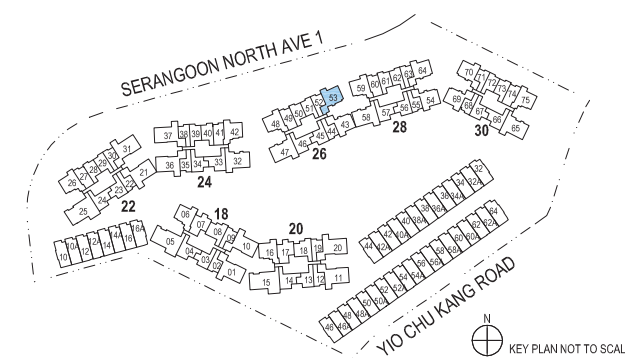
** The PES / balcony shall not be enclosed. Only URA approved balcony screens are to be used. For an illustration of the approved balcony screen, please refer to the diagram annexed hereto as "Annexure 1".

Areas include AC Ledge, Balcony, PES and Strata Void Area (where applicable). Orientations and Facings will differ depending on the unit you are purchasing, please refer to the key plan. Plans are not drawn to scale and subject to change as may be required or approved by the relevant authorities. All areas are estimates only and are subject to final survey.

Three-Bedroom
Type C2(b)(PES)

86sqm / 926sqft

BLOCK 26 #01-53



** The PES / balcony shall not be enclosed. Only URA approved balcony screens are to be used. For an illustration of the approved balcony screen, please refer to the diagram annexed hereto as "Annexure 1".

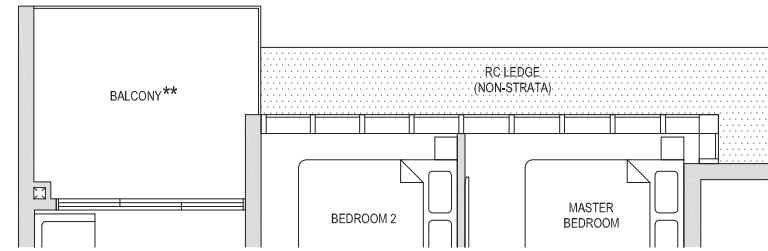
Areas include AC Ledge, Balcony, PES and Strata Void Area (where applicable). Orientations and Facings will differ depending on the unit you are purchasing, please refer to the key plan. Plans are not drawn to scale and subject to change as may be required or approved by the relevant authorities. All areas are estimates only and are subject to final survey.

Three-Bedroom Type C2(b)

84sqm / 904sqft

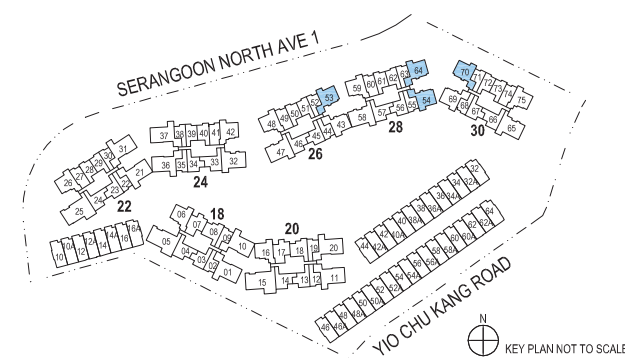
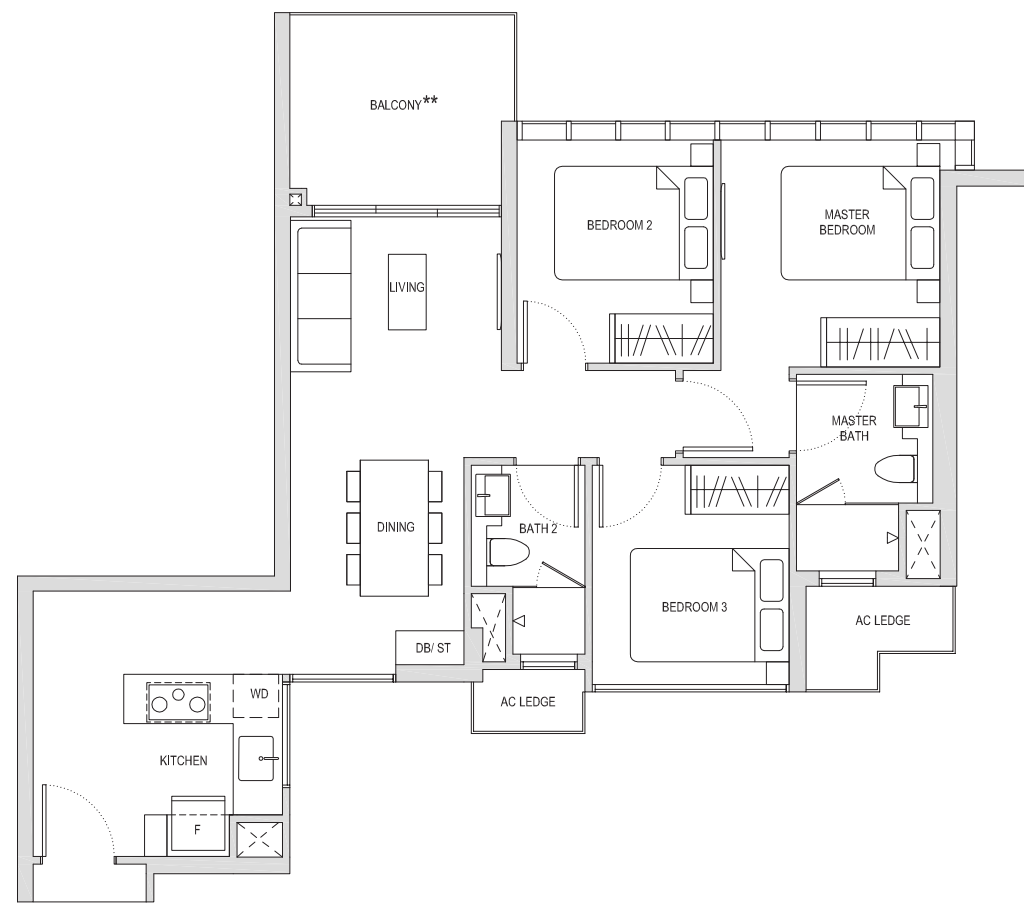
BLOCK 26 #04-53
BLOCK 28 #04-54*
BLOCK 28 #04-64
BLOCK 30 #04-70*

* Mirror image



BLOCK 26 #05-53 to #13-53
BLOCK 28 #05-54* to #13-54*
BLOCK 28 #05-64 to #13-64
BLOCK 30 #05-70* to #13-70*

* Mirror image



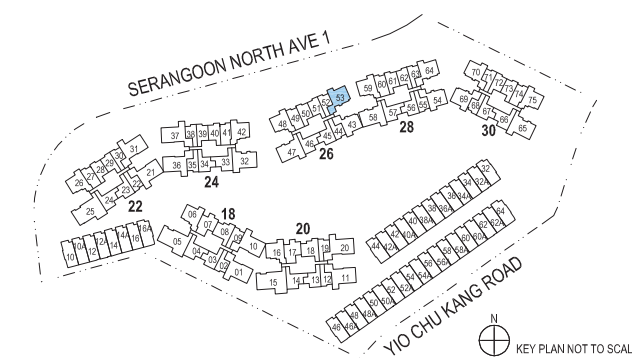
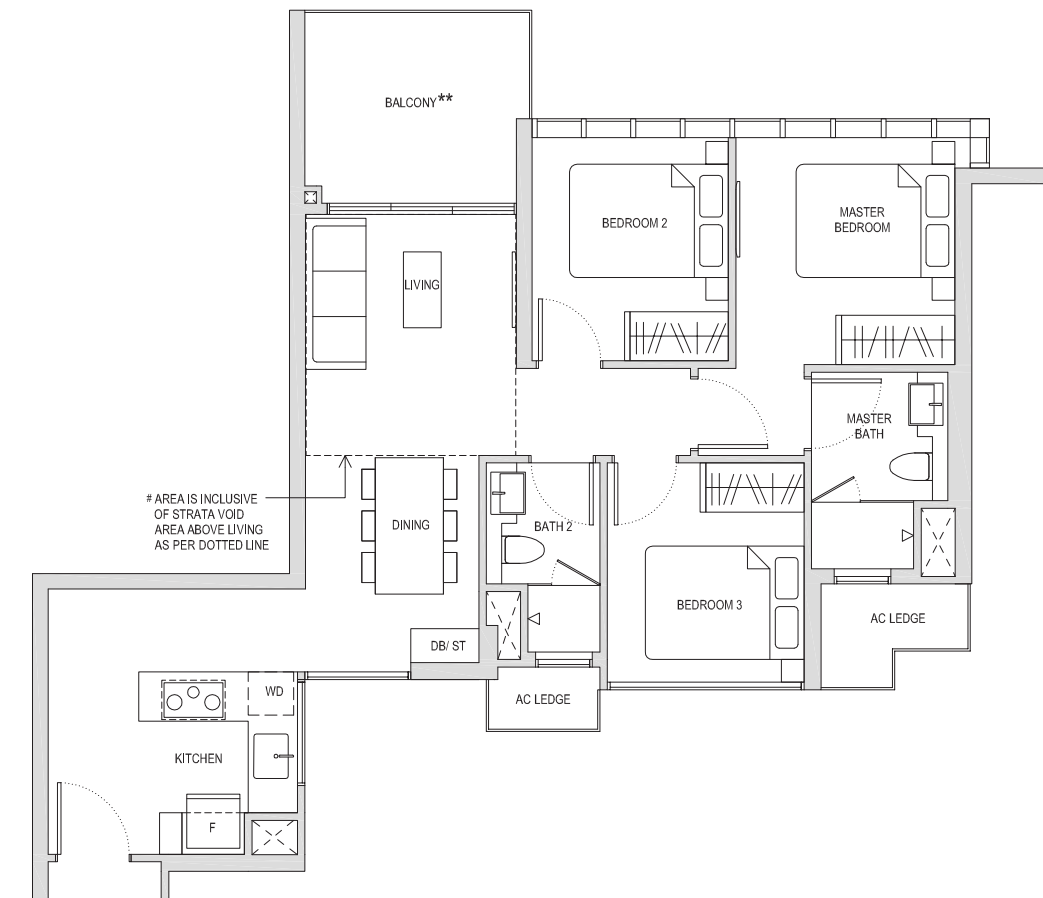
** The PES / balcony shall not be enclosed. Only URA approved balcony screens are to be used. For an illustration of the approved balcony screen, please refer to the diagram annexed hereto as "Annexure 1".

Areas include AC Ledge, Balcony, PES and Strata Void Area (where applicable). Orientations and Facings will differ depending on the unit you are purchasing, please refer to the key plan. Plans are not drawn to scale and subject to change as may be required or approved by the relevant authorities. All areas are estimates only and are subject to final survey.

Three-Bedroom Type C2(b)(h)

94sqm / 1012sqft *

BLOCK 26 #14-53



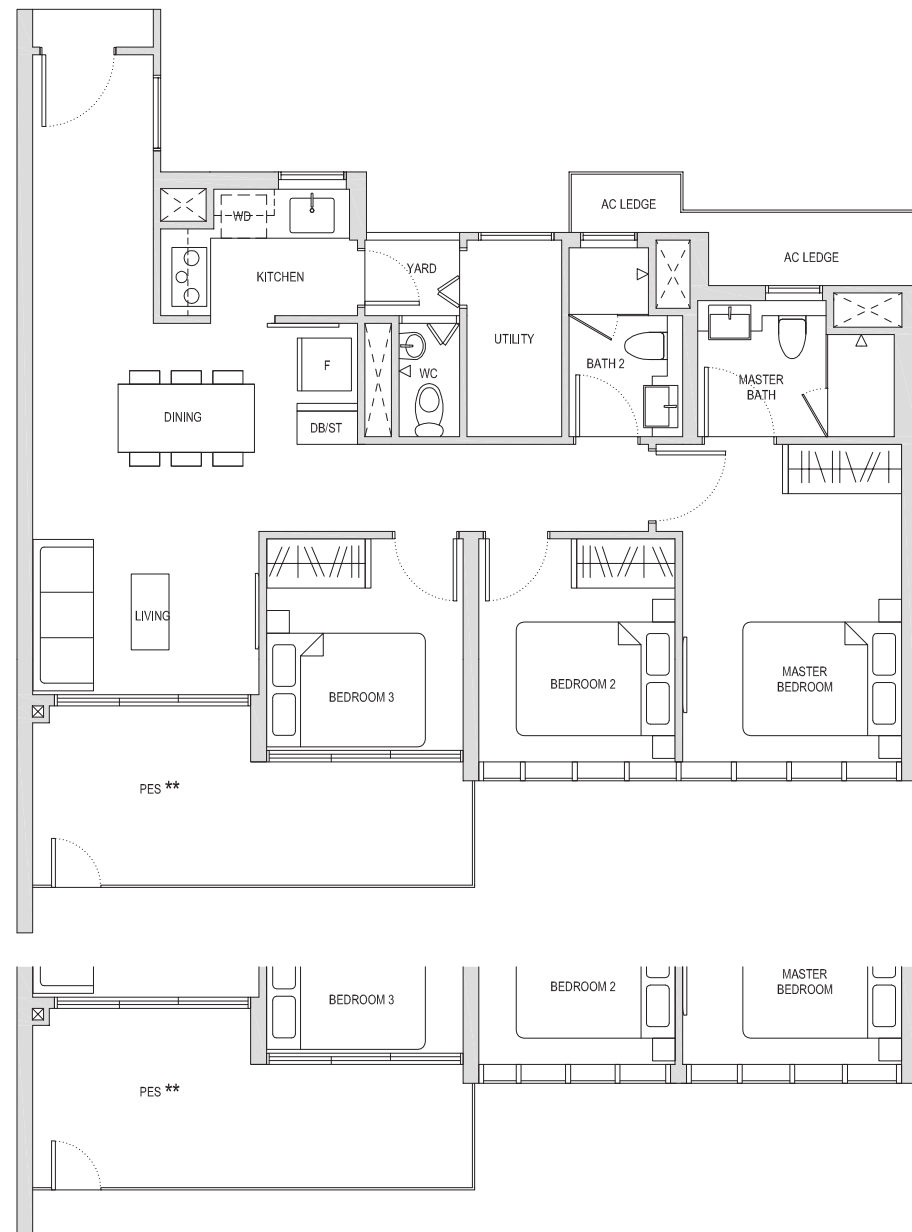
** The PES / balcony shall not be enclosed. Only URA approved balcony screens are to be used. For an illustration of the approved balcony screen, please refer to the diagram annexed hereto as "Annexure 1".

Areas include AC Ledge, Balcony, PES and Strata Void Area (where applicable). Orientations and Facings will differ depending on the unit you are purchasing, please refer to the key plan. Plans are not drawn to scale and subject to change as may be required or approved by the relevant authorities. All areas are estimates only and are subject to final survey.

Three-Bedroom Premium Type CP1(PES)

102sqm / 1098sqft

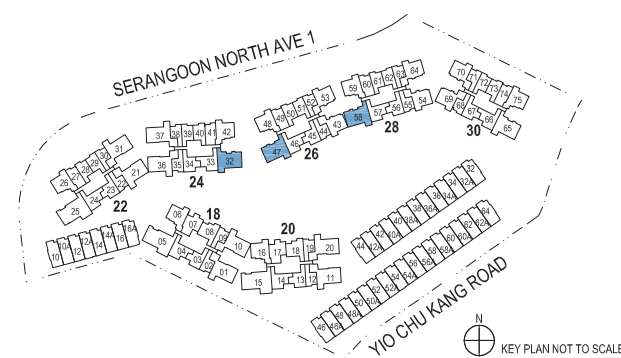
BLOCK 24 #01-32
BLOCK 26 #01-47*
* Mirror image



BLOCK 28 #01-58*
* Mirror image

** The PES / balcony shall not be enclosed. Only URA approved balcony screens are to be used. For an illustration of the approved balcony screen, please refer to the diagram annexed hereto as "Annexure 1".

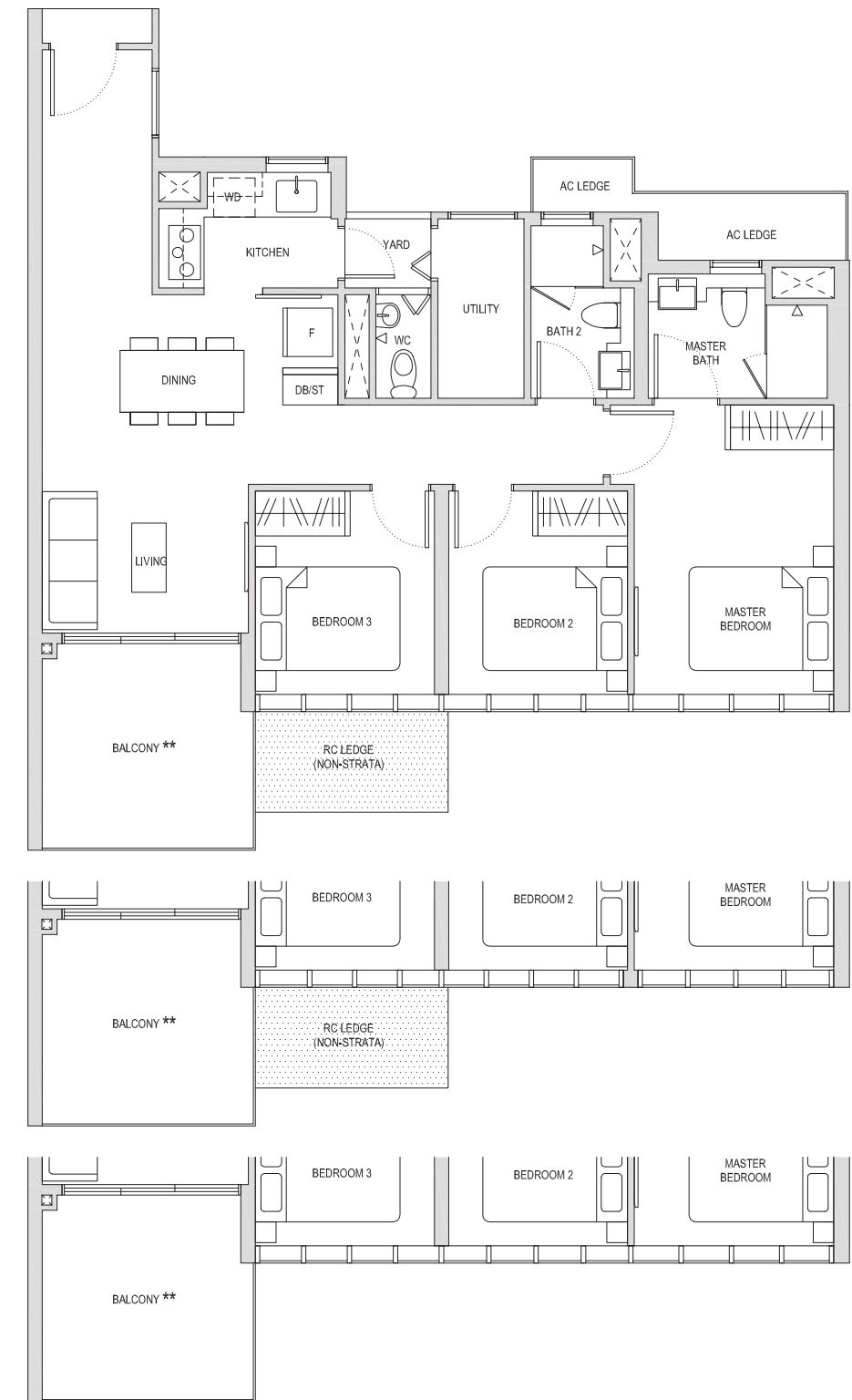
Areas include AC Ledge, Balcony, PES and Strata Void Area (where applicable). Orientations and Facings will differ depending on the unit you are purchasing, please refer to the key plan. Plans are not drawn to scale and subject to change as may be required or approved by the relevant authorities. All areas are estimates only and are subject to final survey.



Three-Bedroom Premium Type CP1

100sqm / 1076sqft

BLOCK 24 #02-32
BLOCK 26 #02-47*
* Mirror image

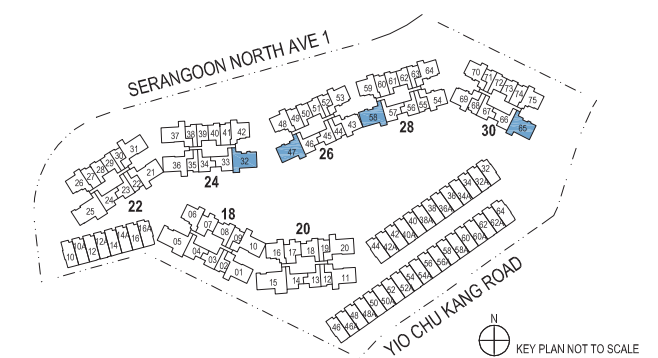


BLOCK 28 #02-58*
* Mirror image

BLOCK 24 #03-32
BLOCK 26 #03-47*
BLOCK 30 #03-65
* Mirror image

** The PES / balcony shall not be enclosed. Only URA approved balcony screens are to be used. For an illustration of the approved balcony screen, please refer to the diagram annexed hereto as "Annexure 1".

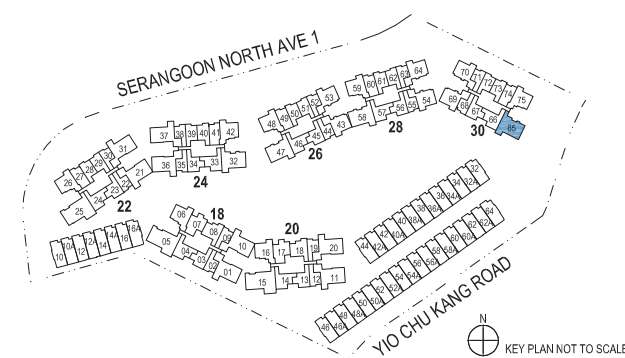
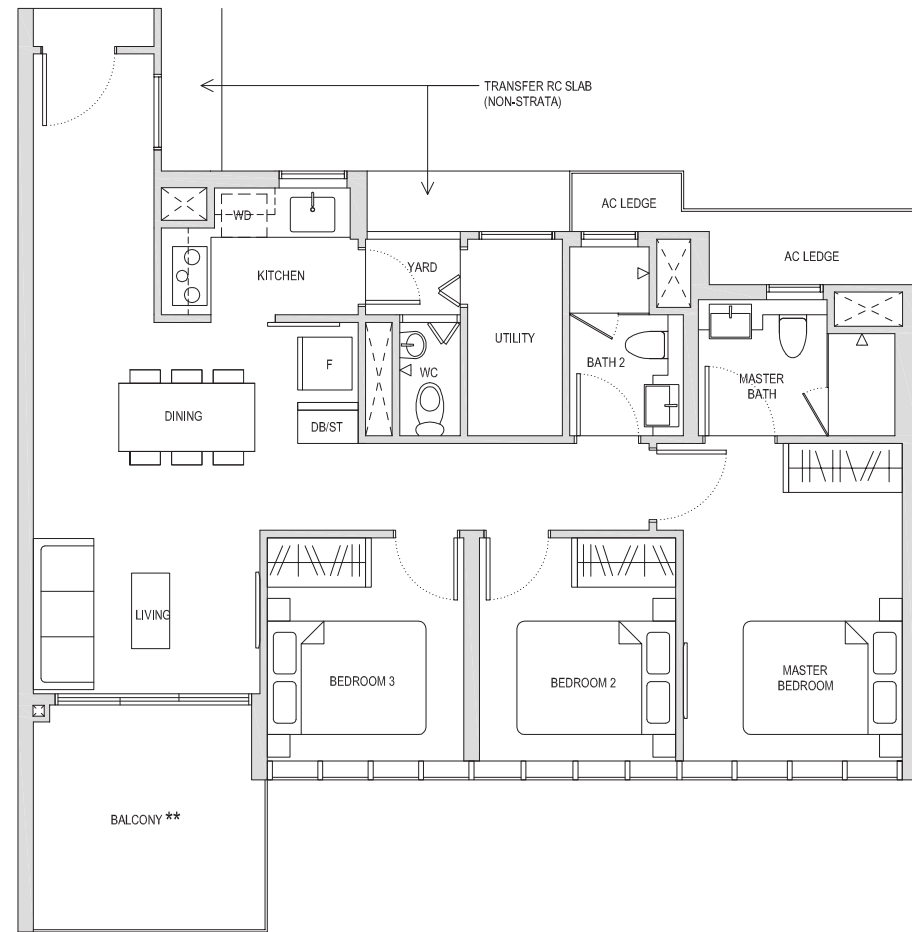
Areas include AC Ledge, Balcony, PES and Strata Void Area (where applicable). Orientations and Facings will differ depending on the unit you are purchasing, please refer to the key plan. Plans are not drawn to scale and subject to change as may be required or approved by the relevant authorities. All areas are estimates only and are subject to final survey.



Three-Bedroom Premium Type CP1

100sqm / 1076sqft

BLOCK 30 #02-65



** The PES / balcony shall not be enclosed. Only URA approved balcony screens are to be used. For an illustration of the approved balcony screen, please refer to the diagram annexed hereto as "Annexure 1".

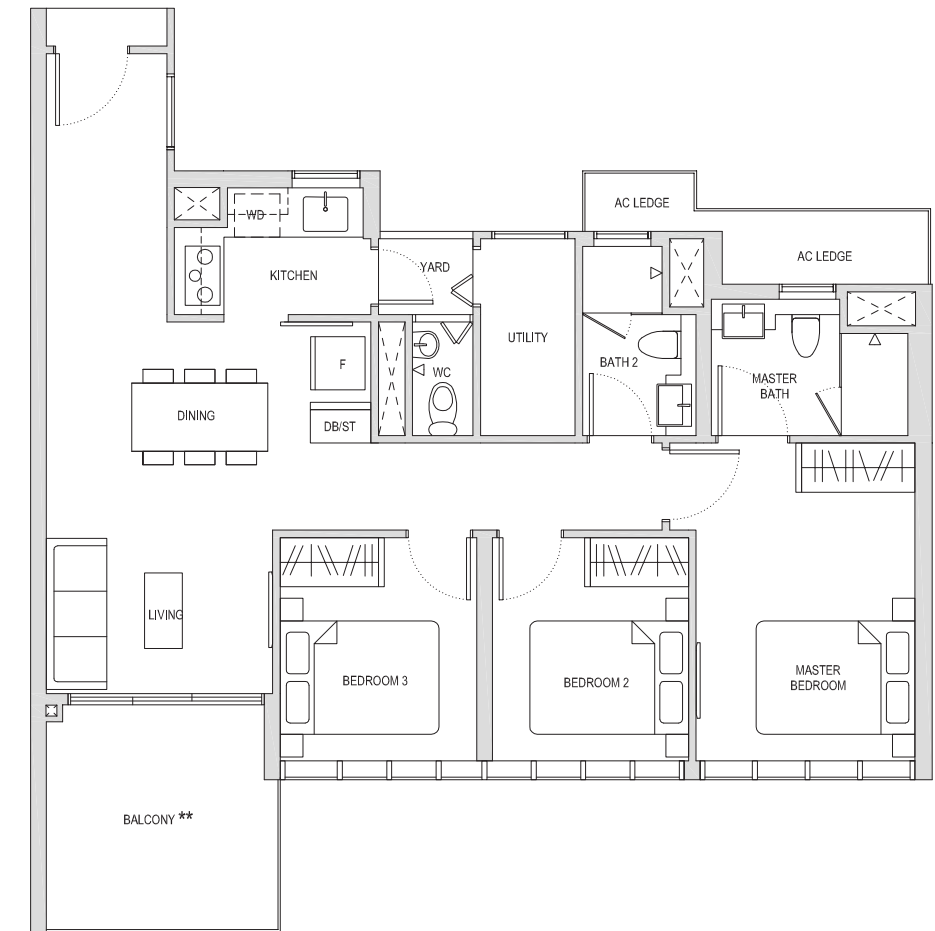
Areas include AC Ledge, Balcony, PES and Strata Void Area (where applicable). Orientations and Facings will differ depending on the unit you are purchasing, please refer to the key plan. Plans are not drawn to scale and subject to change as may be required or approved by the relevant authorities. All areas are estimates only and are subject to final survey.

Three-Bedroom Premium Type CP1

100sqm / 1076sqft

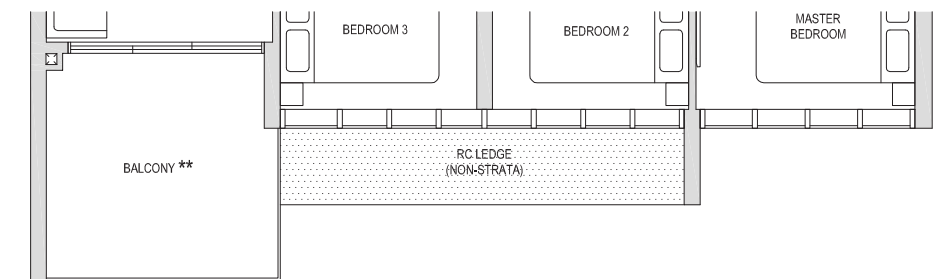
BLOCK 28 #03-58*

* Mirror image



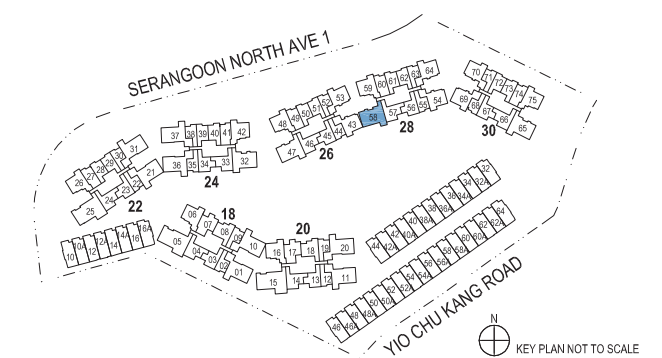
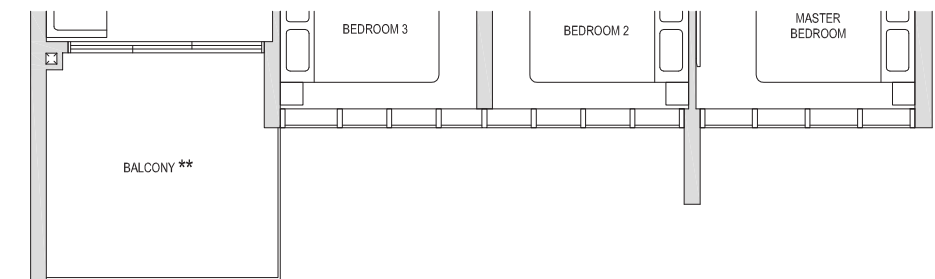
BLOCK 28 #04-58*

* Mirror image



BLOCK 28 #05-58* to #13-58*

* Mirror image



** The PES / balcony shall not be enclosed. Only URA approved balcony screens are to be used. For an illustration of the approved balcony screen, please refer to the diagram annexed hereto as "Annexure 1".

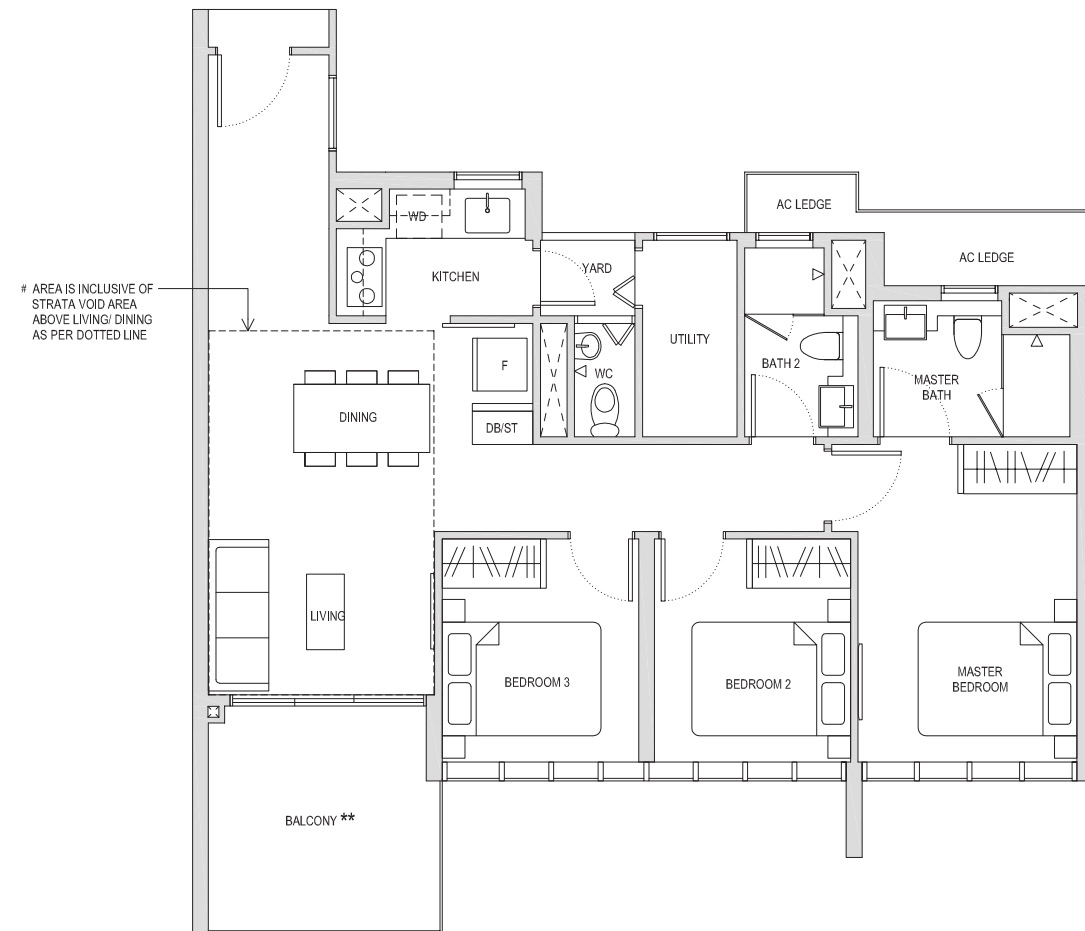
Areas include AC Ledge, Balcony, PES and Strata Void Area (where applicable). Orientations and Facings will differ depending on the unit you are purchasing, please refer to the key plan. Plans are not drawn to scale and subject to change as may be required or approved by the relevant authorities. All areas are estimates only and are subject to final survey.

Three-Bedroom Premium Type CP1(h)

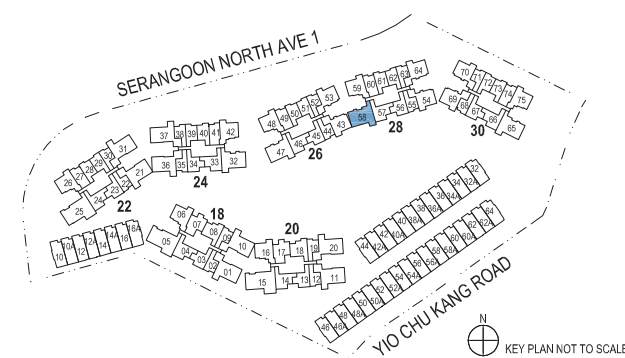
116sqm / 1249sqft #

BLOCK 28 #14-58*

* Mirror image



AREA IS INCLUSIVE OF STRATA VOID AREA ABOVE LIVING/DINING AS PER DOTTED LINE



** The PES / balcony shall not be enclosed. Only URA approved balcony screens are to be used. For an illustration of the approved balcony screen, please refer to the diagram annexed hereto as "Annexure 1".

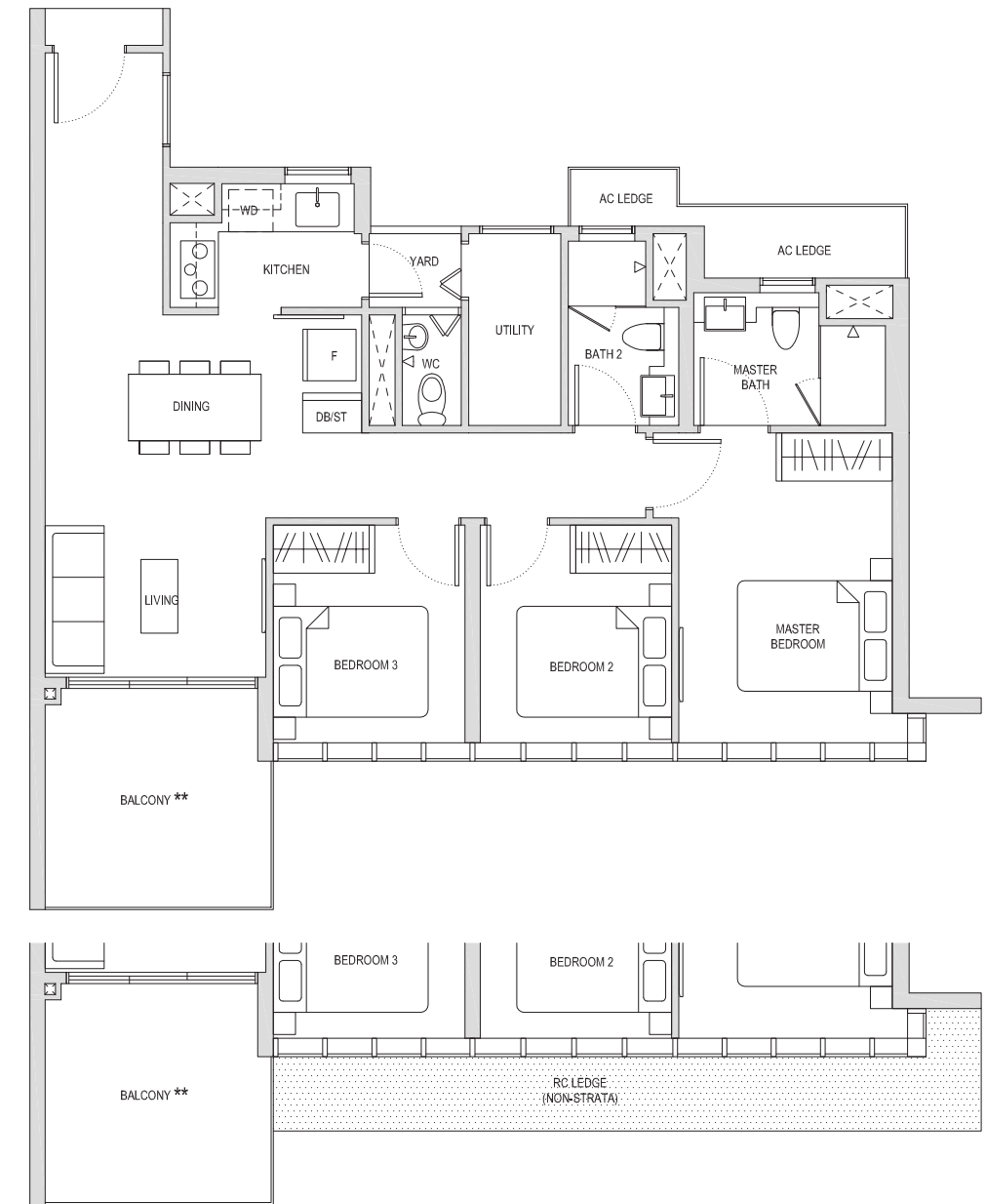
Areas include AC Ledge, Balcony, PES and Strata Void Area (where applicable). Orientations and Facings will differ depending on the unit you are purchasing, please refer to the key plan. Plans are not drawn to scale and subject to change as may be required or approved by the relevant authorities. All areas are estimates only and are subject to final survey.

Three-Bedroom Premium Type CP1(a)

100sqm / 1076sqft

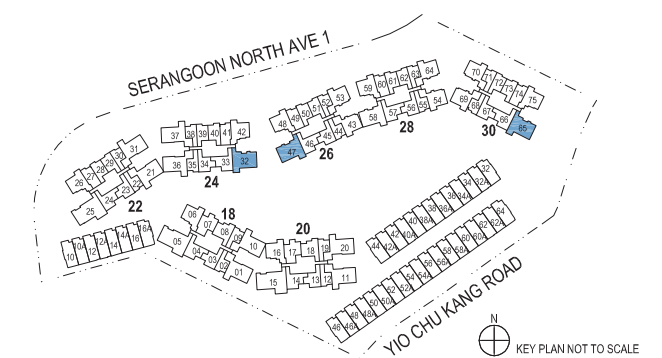
BLOCK 24 #05-32 to #13-32
BLOCK 26 #05-47* to #13-47*
BLOCK 30 #05-65 to #13-65

* Mirror image



BLOCK 24 #04-32
BLOCK 26 #04-47*
BLOCK 30 #04-65

* Mirror image



** The PES / balcony shall not be enclosed. Only URA approved balcony screens are to be used. For an illustration of the approved balcony screen, please refer to the diagram annexed hereto as "Annexure 1".

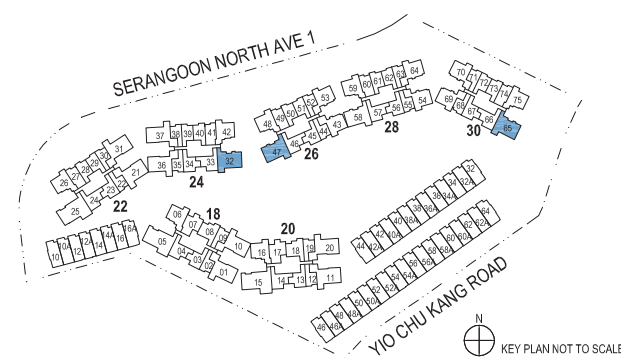
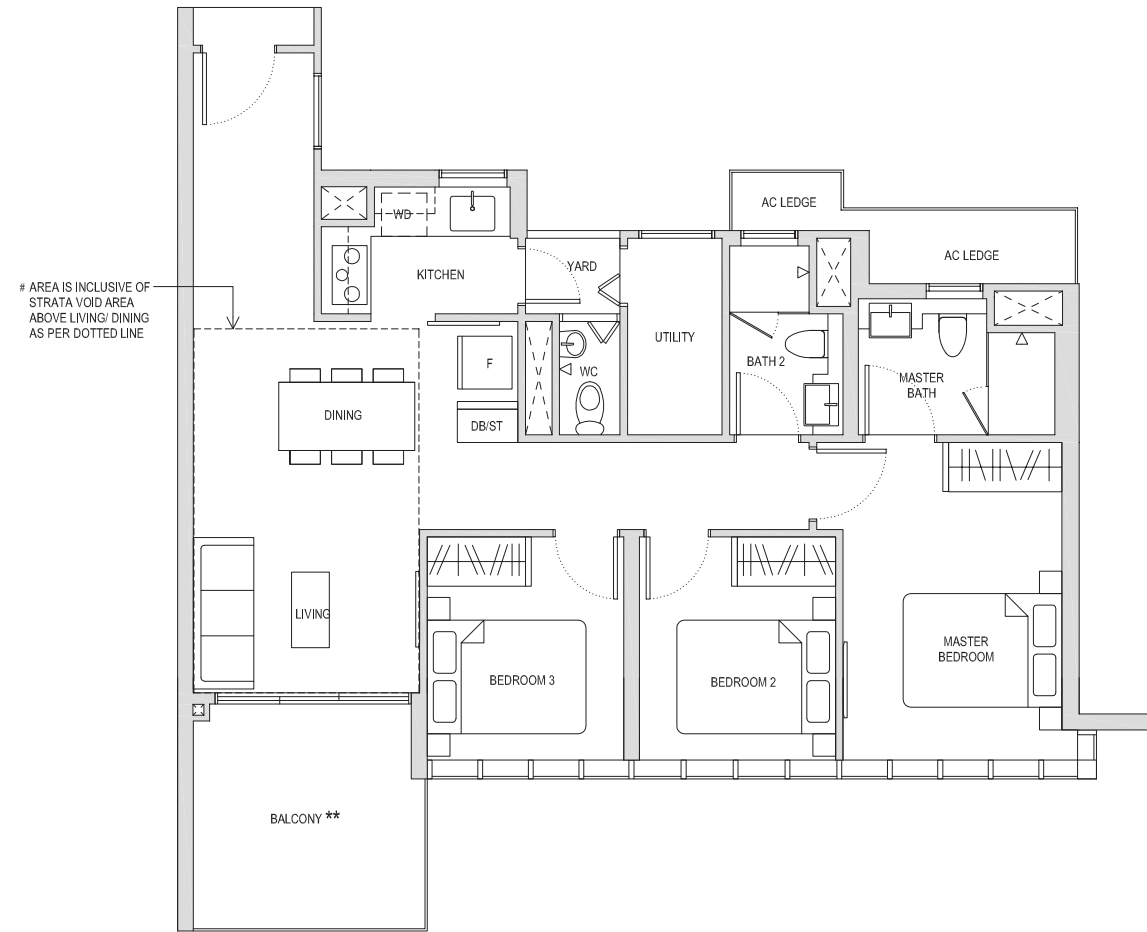
Areas include AC Ledge, Balcony, PES and Strata Void Area (where applicable). Orientations and Facings will differ depending on the unit you are purchasing, please refer to the key plan. Plans are not drawn to scale and subject to change as may be required or approved by the relevant authorities. All areas are estimates only and are subject to final survey.

Three-Bedroom Premium Type CP1(a)(h)

116sqm / 1249sqft #

BLOCK 24 #14-32
BLOCK 26 #14-47*
BLOCK 30 #14-65

* Mirror image



** The PES / balcony shall not be enclosed. Only URA approved balcony screens are to be used. For an illustration of the approved balcony screen, please refer to the diagram annexed hereto as "Annexure 1".

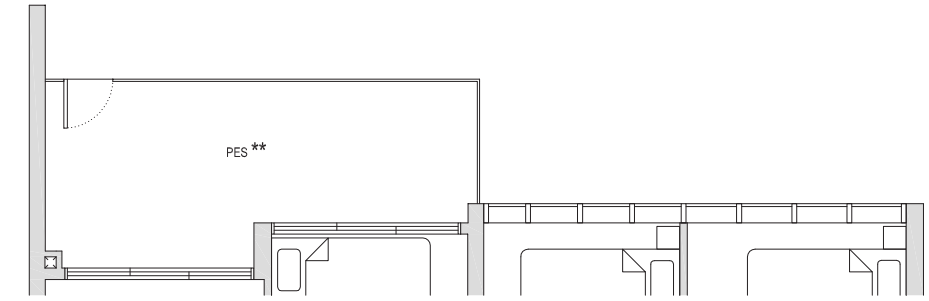
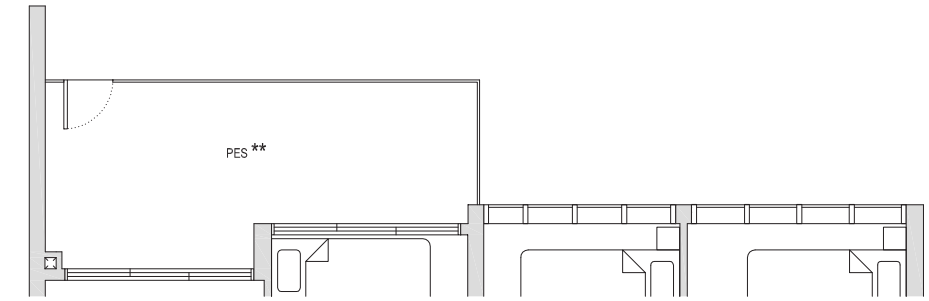
Areas include AC Ledge, Balcony, PES and Strata Void Area (where applicable). Orientations and Facings will differ depending on the unit you are purchasing, please refer to the key plan. Plans are not drawn to scale and subject to change as may be required or approved by the relevant authorities. All areas are estimates only and are subject to final survey.

Three-Bedroom Deluxe Type CD1(PES)

109sqm / 1173sqft

BLOCK 18 #01-01*
BLOCK 18 #01-10
BLOCK 22 #01-21*
BLOCK 24 #01-36

* Mirror image

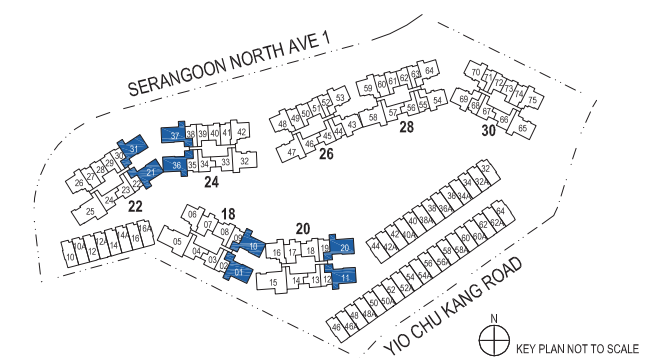
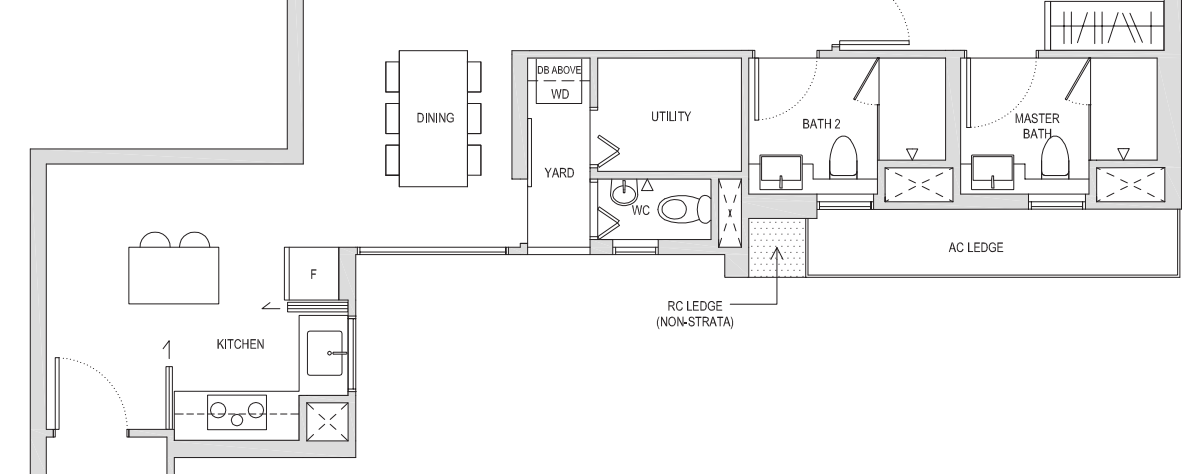
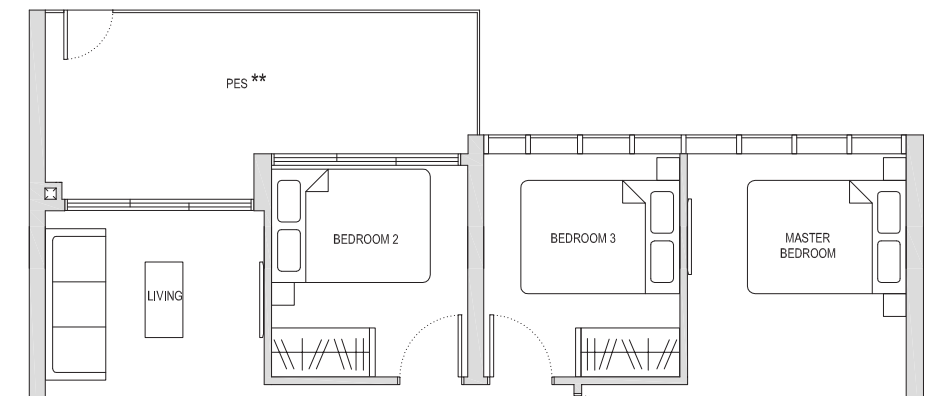


BLOCK 20 #01-11*
BLOCK 20 #01-20
BLOCK 22 #01-31

* Mirror image

BLOCK 24 #01-37*

* Mirror image



** The PES / balcony shall not be enclosed. Only URA approved balcony screens are to be used. For an illustration of the approved balcony screen, please refer to the diagram annexed hereto as "Annexure 1".

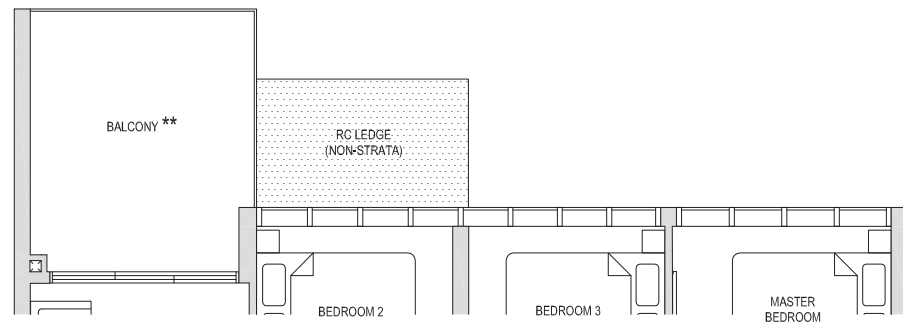
Areas include AC Ledge, Balcony, PES and Strata Void Area (where applicable). Orientations and Facings will differ depending on the unit you are purchasing, please refer to the key plan. Plans are not drawn to scale and subject to change as may be required or approved by the relevant authorities. All areas are estimates only and are subject to final survey.

Three-Bedroom Deluxe Type CD1

107sqm / 1152sqft

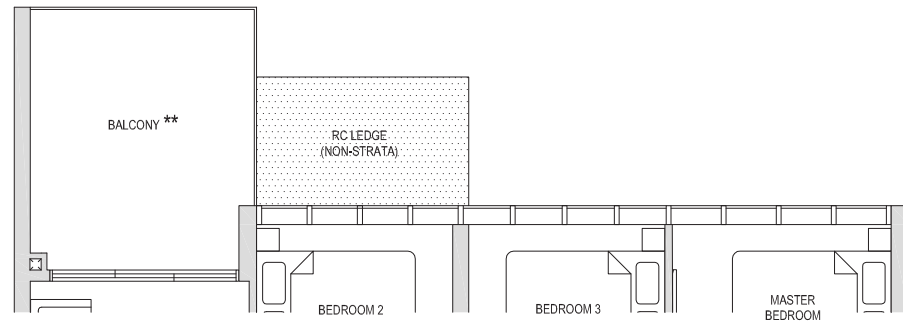
BLOCK 18 #02-01*
BLOCK 18 #02-10
BLOCK 22 #02-21*
BLOCK 24 #02-36

* Mirror image



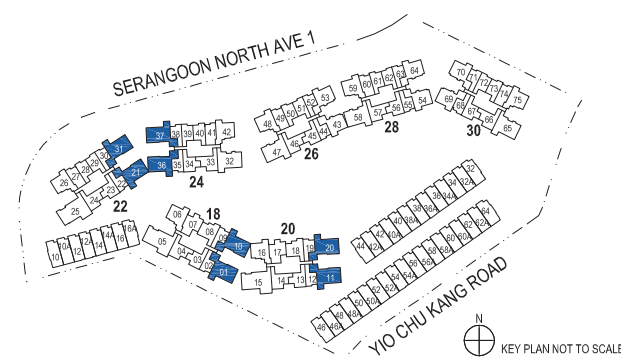
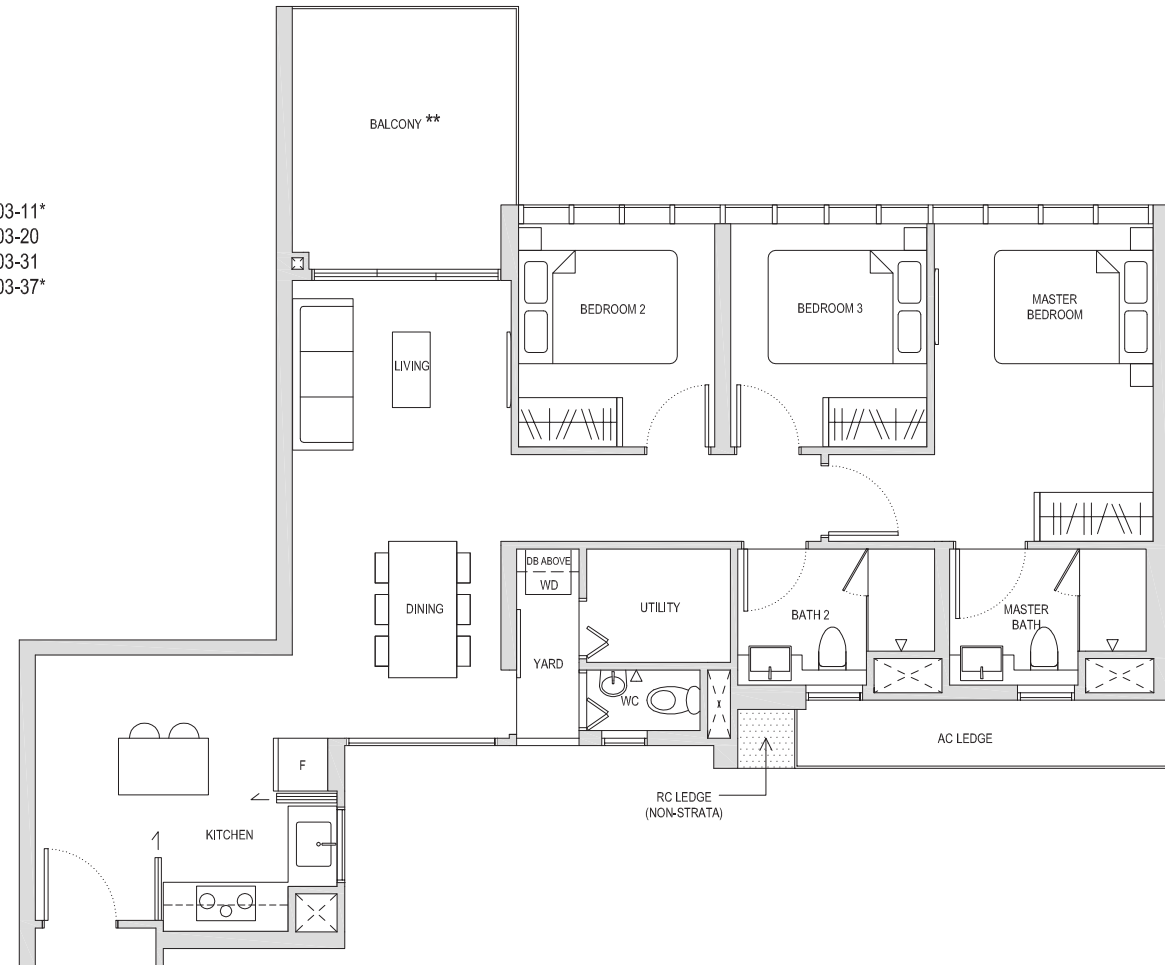
BLOCK 20 #02-11*
BLOCK 20 #02-20
BLOCK 22 #02-31
BLOCK 24 #02-37*

* Mirror image



BLOCK 20 #03-11*
BLOCK 20 #03-20
BLOCK 22 #03-31
BLOCK 24 #03-37*

* Mirror image



** The PES / balcony shall not be enclosed. Only URA approved balcony screens are to be used. For an illustration of the approved balcony screen, please refer to the diagram annexed hereto as "Annexure 1".

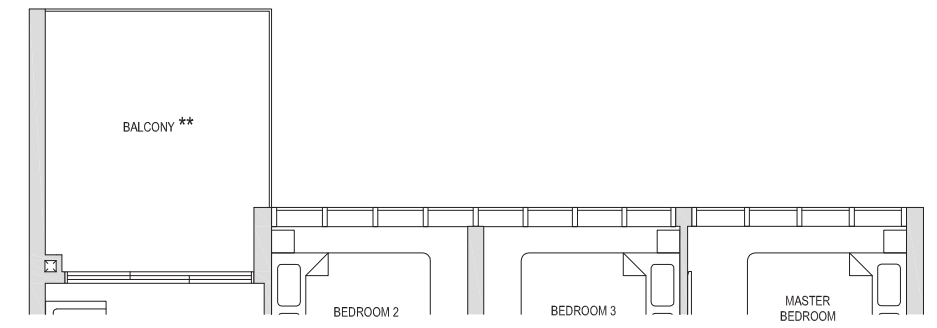
Areas include AC Ledge, Balcony, PES and Strata Void Area (where applicable). Orientations and Fadings will differ depending on the unit you are purchasing, please refer to the key plan. Plans are not drawn to scale and subject to change as may be required or approved by the relevant authorities. All areas are estimates only and are subject to final survey.

Three-Bedroom Deluxe Type CD1

107sqm / 1152sqft

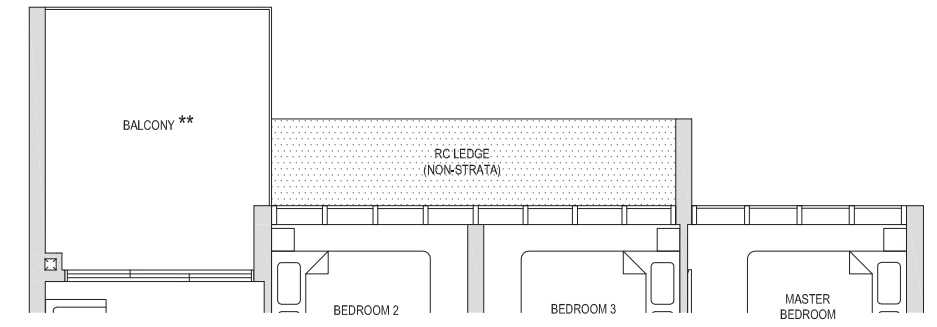
BLOCK 18 #03-01*
BLOCK 18 #03-10
BLOCK 22 #03-21*
BLOCK 24 #03-36

* Mirror image



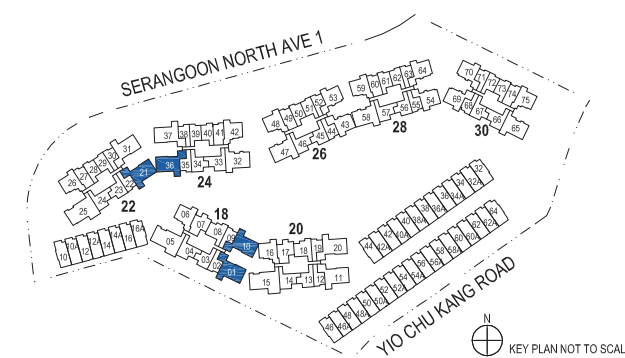
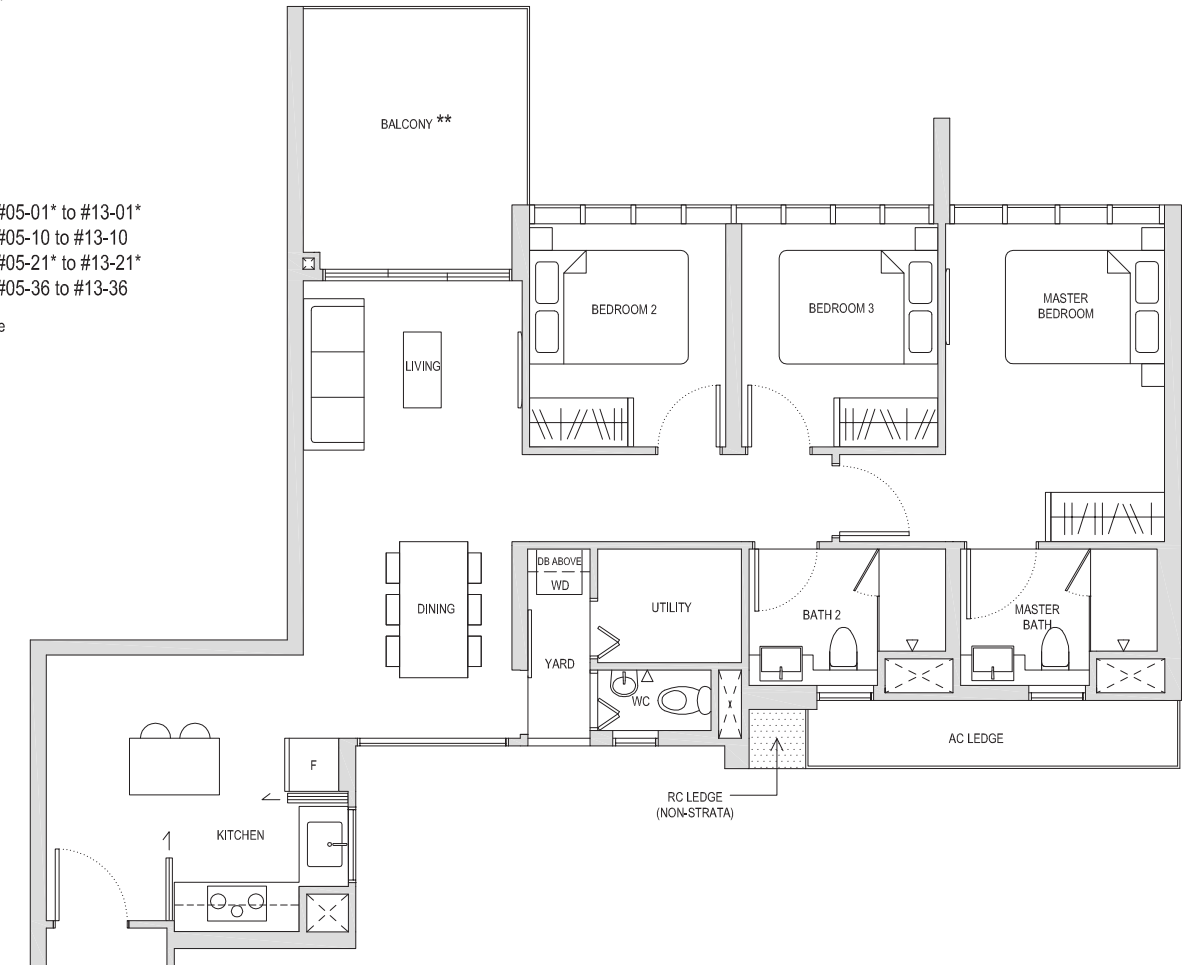
BLOCK 18 #04-01*
BLOCK 18 #04-10
BLOCK 22 #04-21*
BLOCK 24 #04-36

* Mirror image



BLOCK 18 #05-01* to #13-01*
BLOCK 18 #05-10 to #13-10
BLOCK 22 #05-21* to #13-21*
BLOCK 24 #05-36 to #13-36

* Mirror image



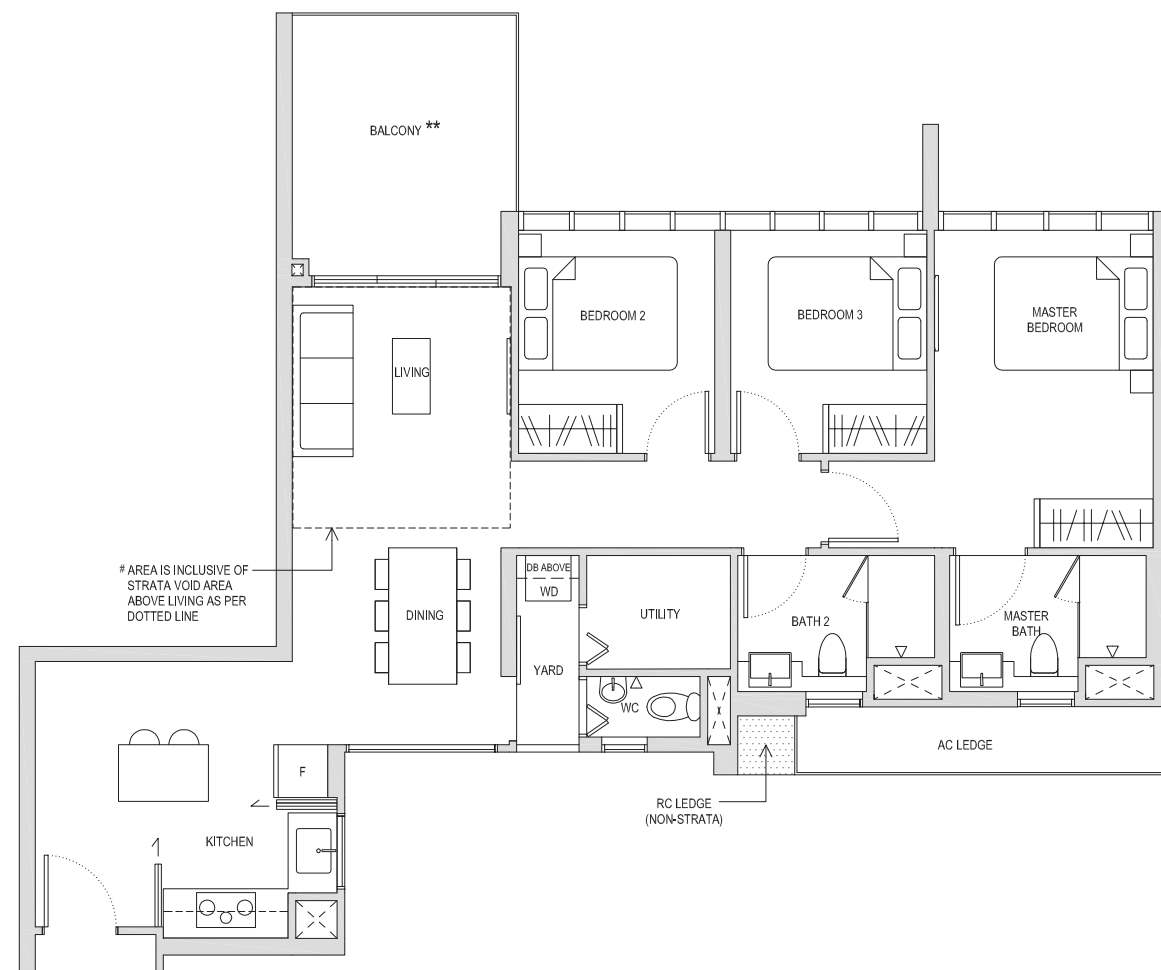
** The PES / balcony shall not be enclosed. Only URA approved balcony screens are to be used. For an illustration of the approved balcony screen, please refer to the diagram annexed hereto as "Annexure 1".

Areas include AC Ledge, Balcony, PES and Strata Void Area (where applicable). Orientations and Fadings will differ depending on the unit you are purchasing, please refer to the key plan. Plans are not drawn to scale and subject to change as may be required or approved by the relevant authorities. All areas are estimates only and are subject to final survey.

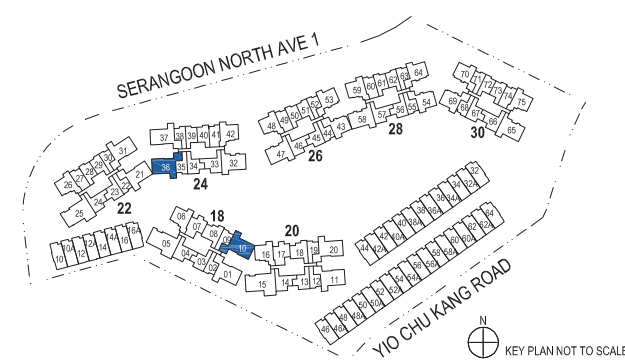
Three-Bedroom Deluxe Type CD1(h)

117sqm / 1259sqft *

BLOCK 18 #14-10
BLOCK 24 #14-36



* AREA IS INCLUSIVE OF STRATA VOID AREA ABOVE LIVING AS PER DOTTED LINE



** The PES / balcony shall not be enclosed. Only URA approved balcony screens are to be used. For an illustration of the approved balcony screen, please refer to the diagram annexed hereto as "Annexure 1".

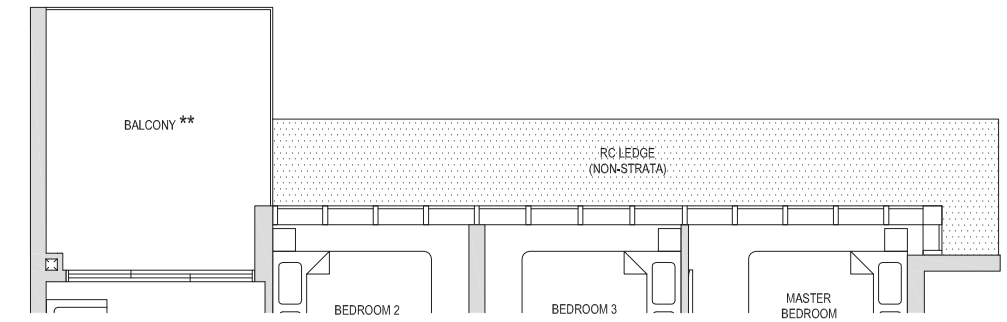
Areas include AC Ledge, Balcony, PES and Strata Void Area (where applicable). Orientations and Facings will differ depending on the unit you are purchasing, please refer to the key plan. Plans are not drawn to scale and subject to change as may be required or approved by the relevant authorities. All areas are estimates only and are subject to final survey.

Three-Bedroom Deluxe Type CD1(a)

107sqm / 1152sqft

BLOCK 20 #04-11*
BLOCK 20 #04-20
BLOCK 22 #04-31
BLOCK 24 #04-37*

* Mirror image



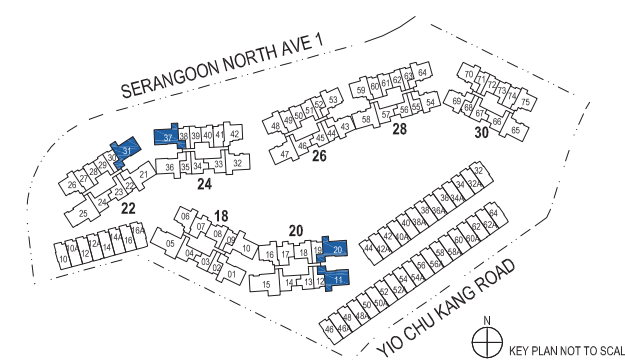
BLOCK 20 #05-11* to #13-11*
BLOCK 20 #05-20 to #13-20
BLOCK 22 #05-31 to #13-31
BLOCK 24 #05-37* to #13-37*

* Mirror image



** The PES / balcony shall not be enclosed. Only URA approved balcony screens are to be used. For an illustration of the approved balcony screen, please refer to the diagram annexed hereto as "Annexure 1".

Areas include AC Ledge, Balcony, PES and Strata Void Area (where applicable). Orientations and Facings will differ depending on the unit you are purchasing, please refer to the key plan. Plans are not drawn to scale and subject to change as may be required or approved by the relevant authorities. All areas are estimates only and are subject to final survey.

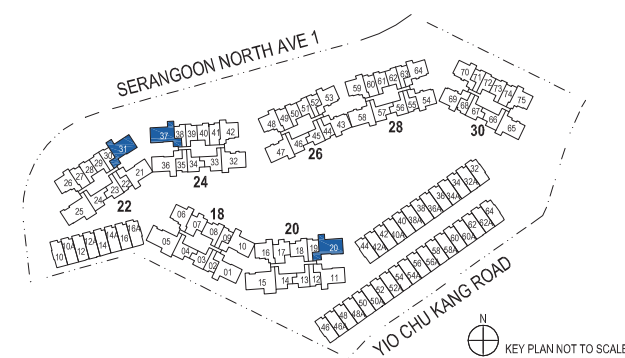
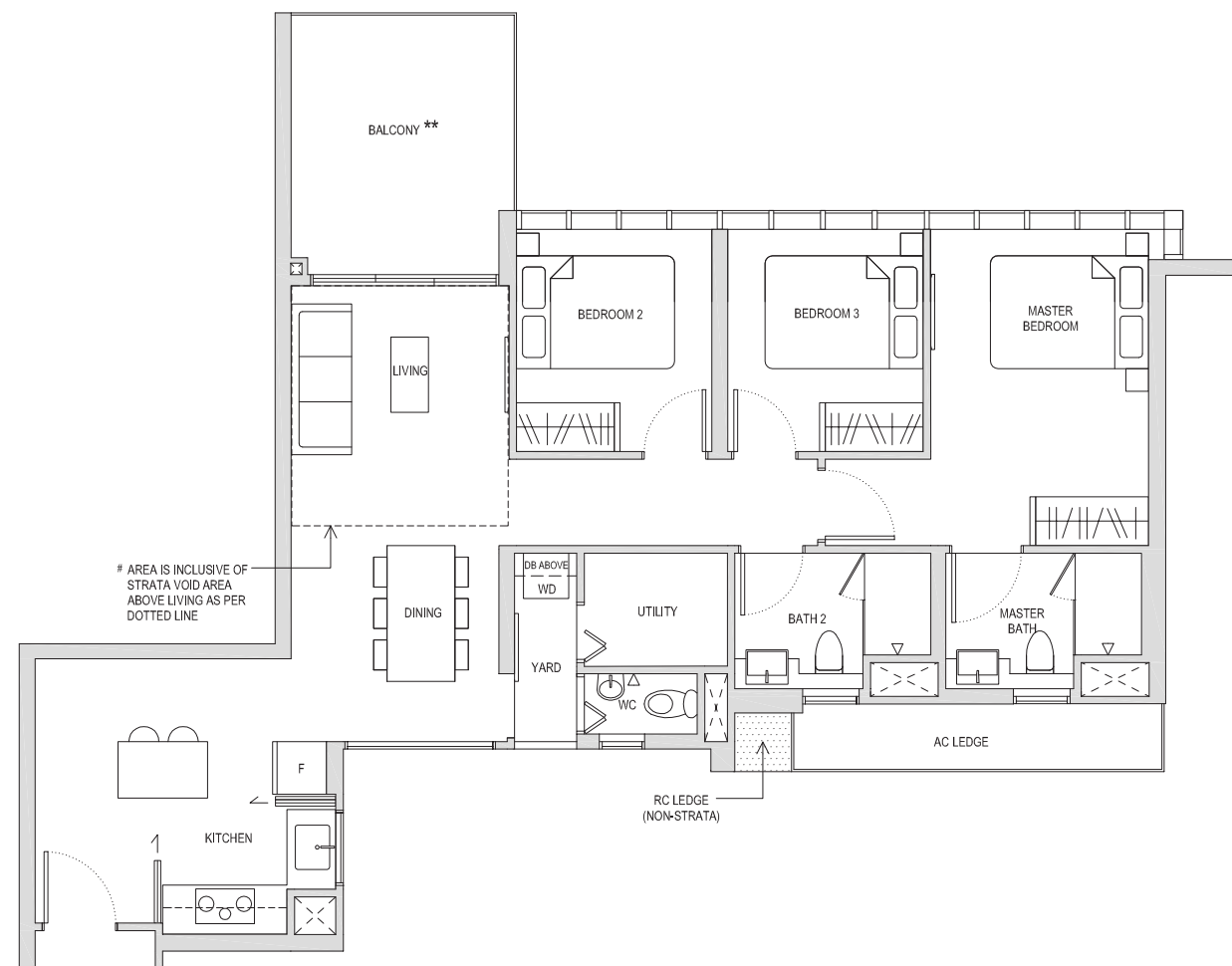


Three-Bedroom Deluxe Type CD1(a)(h)

117sqm / 1259sqft *

BLOCK 20 #14-20
BLOCK 22 #14-31
BLOCK 24 #14-37*

* Mirror image



** The PES / balcony shall not be enclosed. Only URA approved balcony screens are to be used. For an illustration of the approved balcony screen, please refer to the diagram annexed hereto as "Annexure 1".

Areas include AC Ledge, Balcony, PES and Strata Void Area (where applicable). Orientations and Facings will differ depending on the unit you are purchasing, please refer to the key plan. Plans are not drawn to scale and subject to change as may be required or approved by the relevant authorities. All areas are estimates only and are subject to final survey.

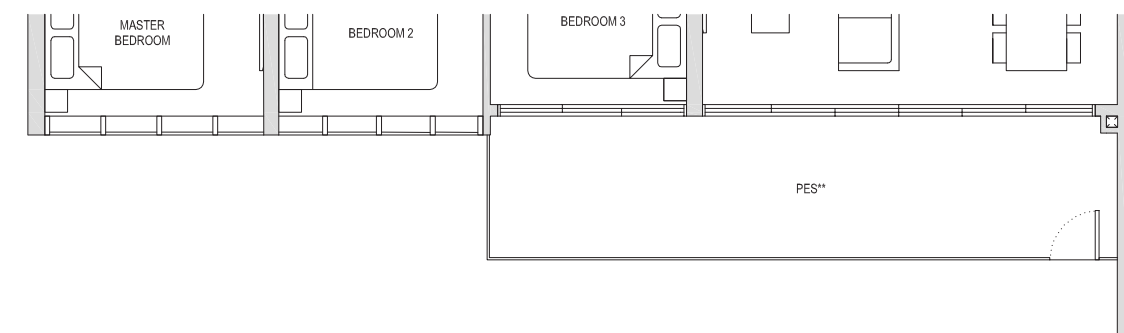
Four-Bedroom + Study Type DS1(PES)

135sqm / 1453sqft

BLOCK 18 #01-05



BLOCK 20 #01-15



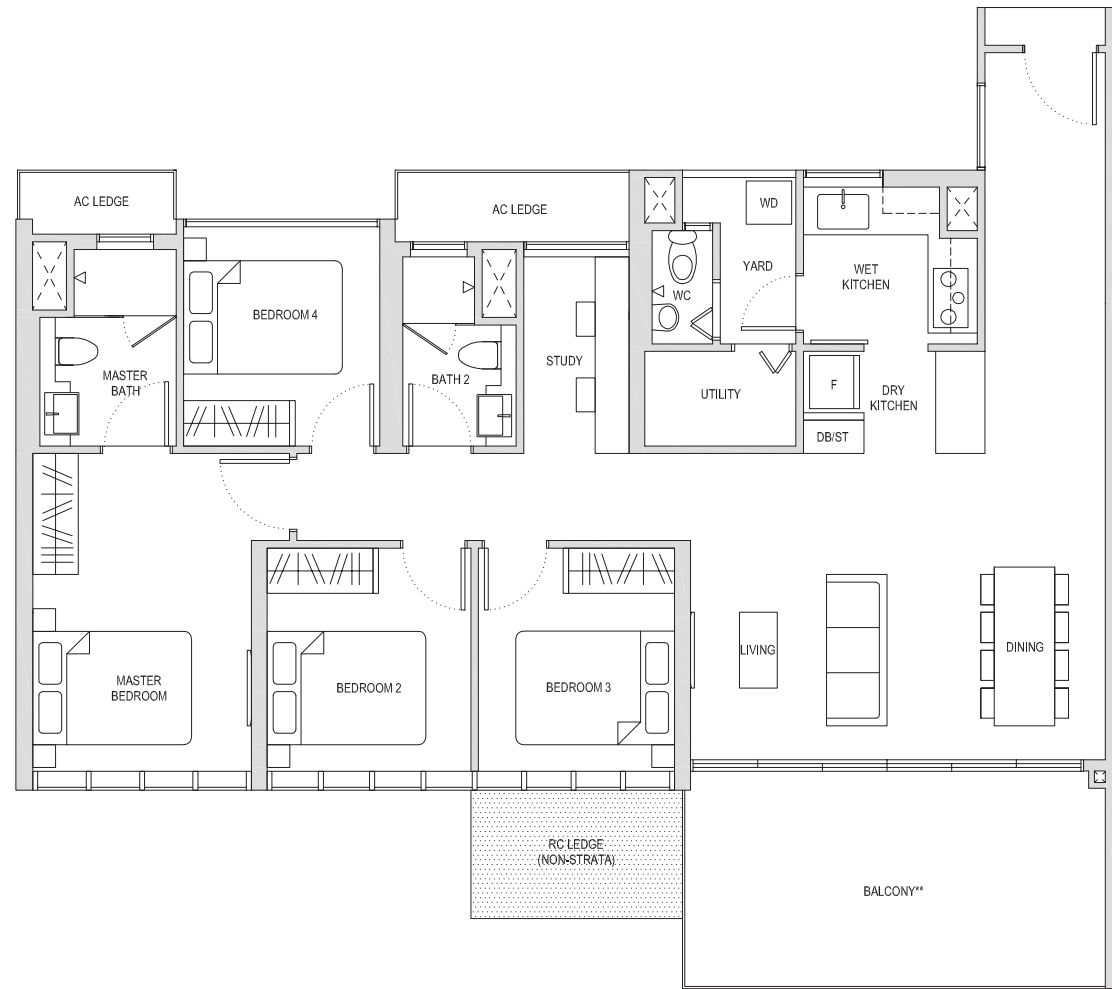
** The PES / balcony shall not be enclosed. Only URA approved balcony screens are to be used. For an illustration of the approved balcony screen, please refer to the diagram annexed hereto as "Annexure 1".

Areas include AC Ledge, Balcony, PES and Strata Void Area (where applicable). Orientations and Facings will differ depending on the unit you are purchasing, please refer to the key plan. Plans are not drawn to scale and subject to change as may be required or approved by the relevant authorities. All areas are estimates only and are subject to final survey.

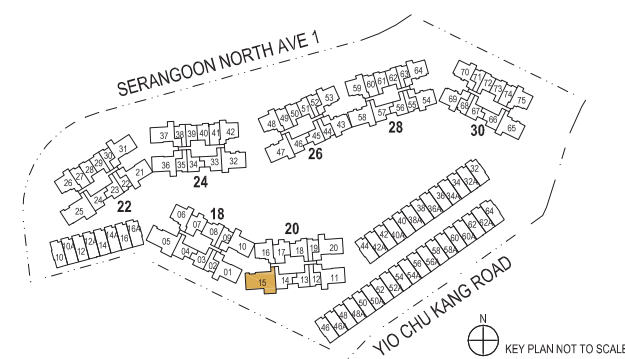
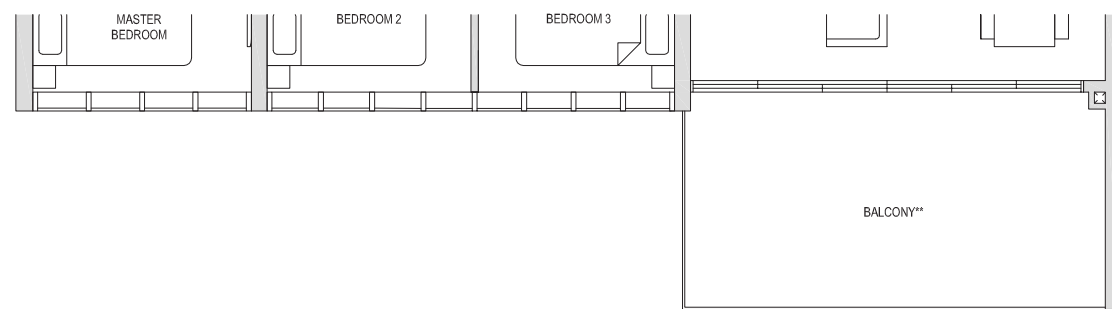
Four-Bedroom + Study Type DS1

135sqm / 1453sqft

BLOCK 20 #02-15



BLOCK 20 #03-15



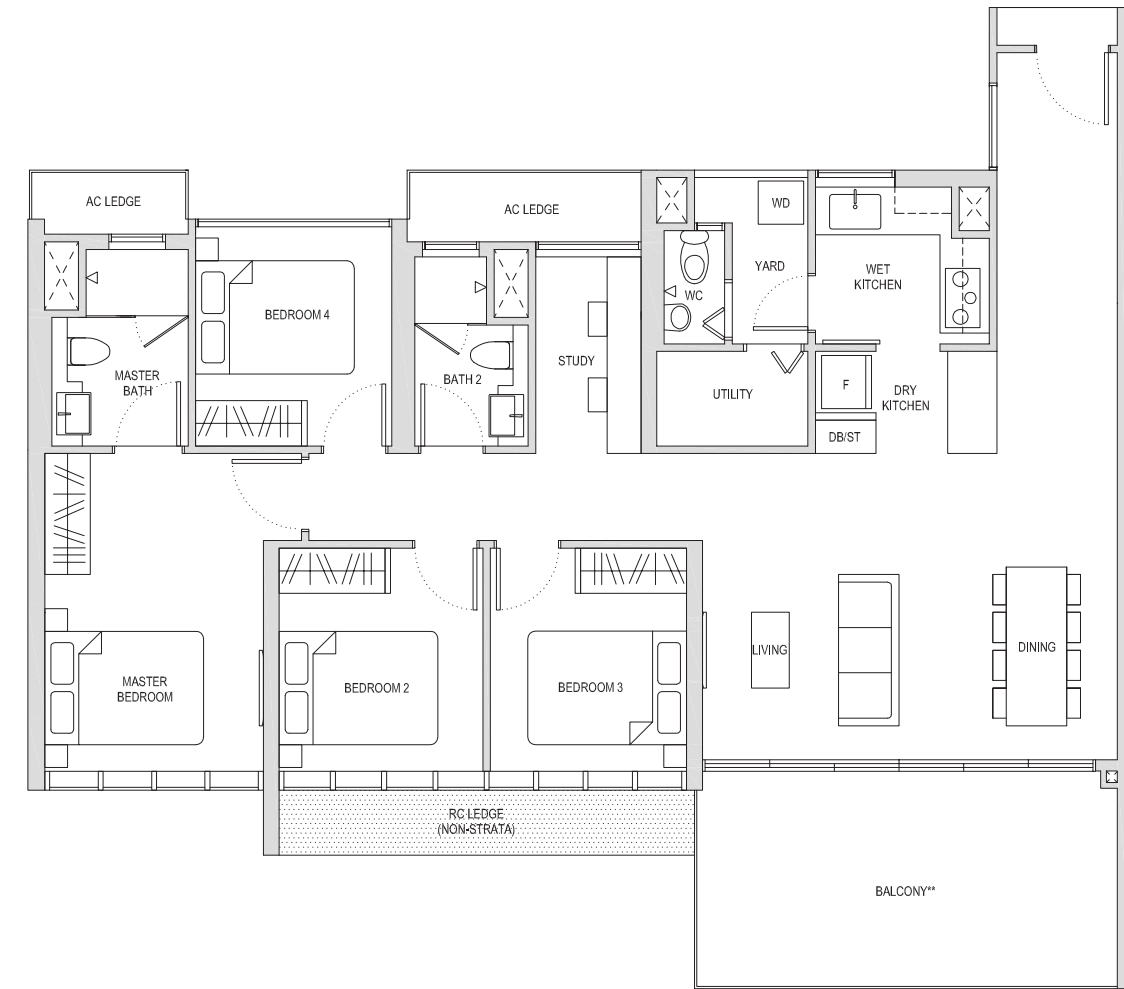
** The PES / balcony shall not be enclosed. Only URA approved balcony screens are to be used. For an illustration of the approved balcony screen, please refer to the diagram annexed hereto as "Annexure 1".

Areas include AC Ledge, Balcony, PES and Strata Void Area (where applicable). Orientations and Facings will differ depending on the unit you are purchasing, please refer to the key plan. Plans are not drawn to scale and subject to change as may be required or approved by the relevant authorities. All areas are estimates only and are subject to final survey.

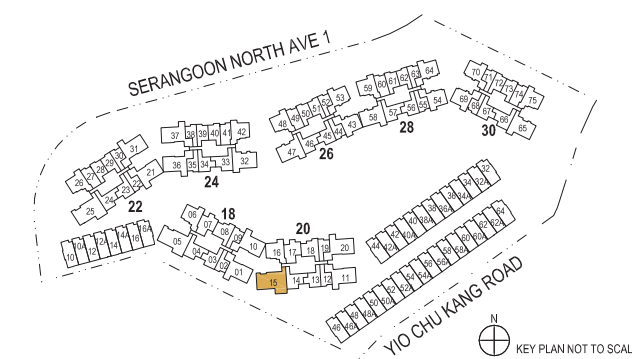
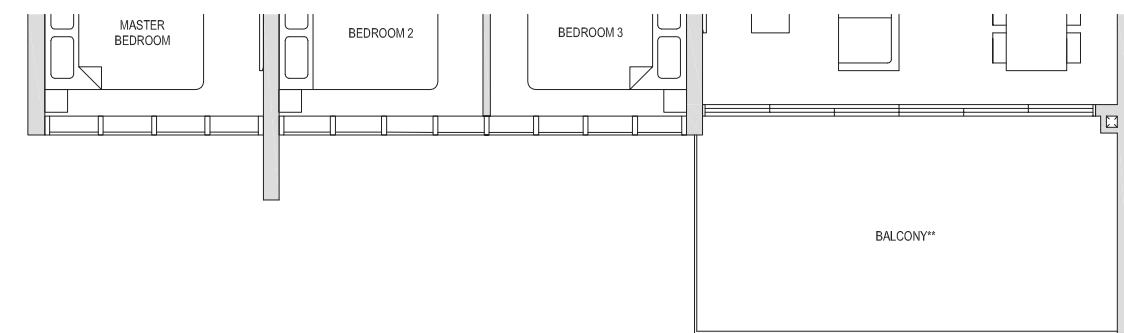
Four-Bedroom + Study Type DS1

135sqm / 1453sqft

BLOCK 20 #04-15



BLOCK 20 #05-15 TO #13-15



** The PES / balcony shall not be enclosed. Only URA approved balcony screens are to be used. For an illustration of the approved balcony screen, please refer to the diagram annexed hereto as "Annexure 1".

Areas include AC Ledge, Balcony, PES and Strata Void Area (where applicable). Orientations and Facings will differ depending on the unit you are purchasing, please refer to the key plan. Plans are not drawn to scale and subject to change as may be required or approved by the relevant authorities. All areas are estimates only and are subject to final survey.

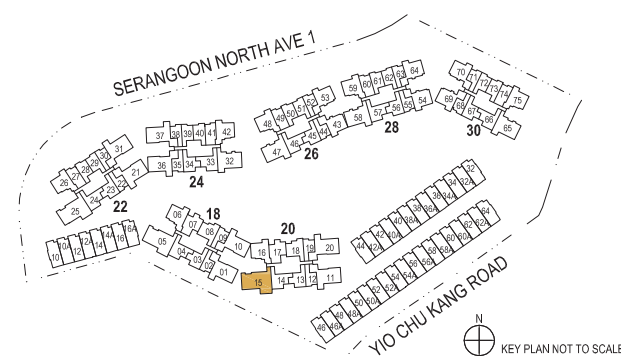
Four-Bedroom + Study
Type DS1(h)

159sqm / 1711sqft #

BLOCK 20 #14-15



AREA IS INCLUSIVE OF STRATA VOID AREA ABOVE LIVING/DINING AS PER DOTTED LINE



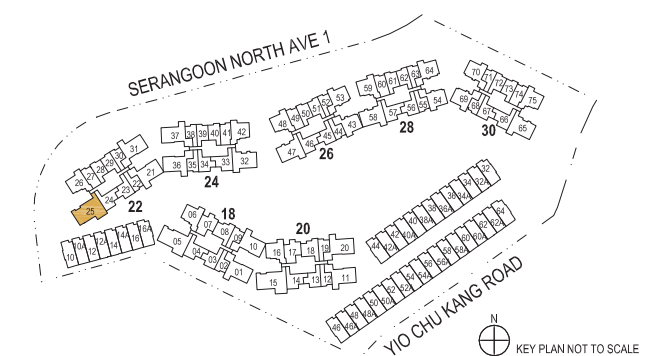
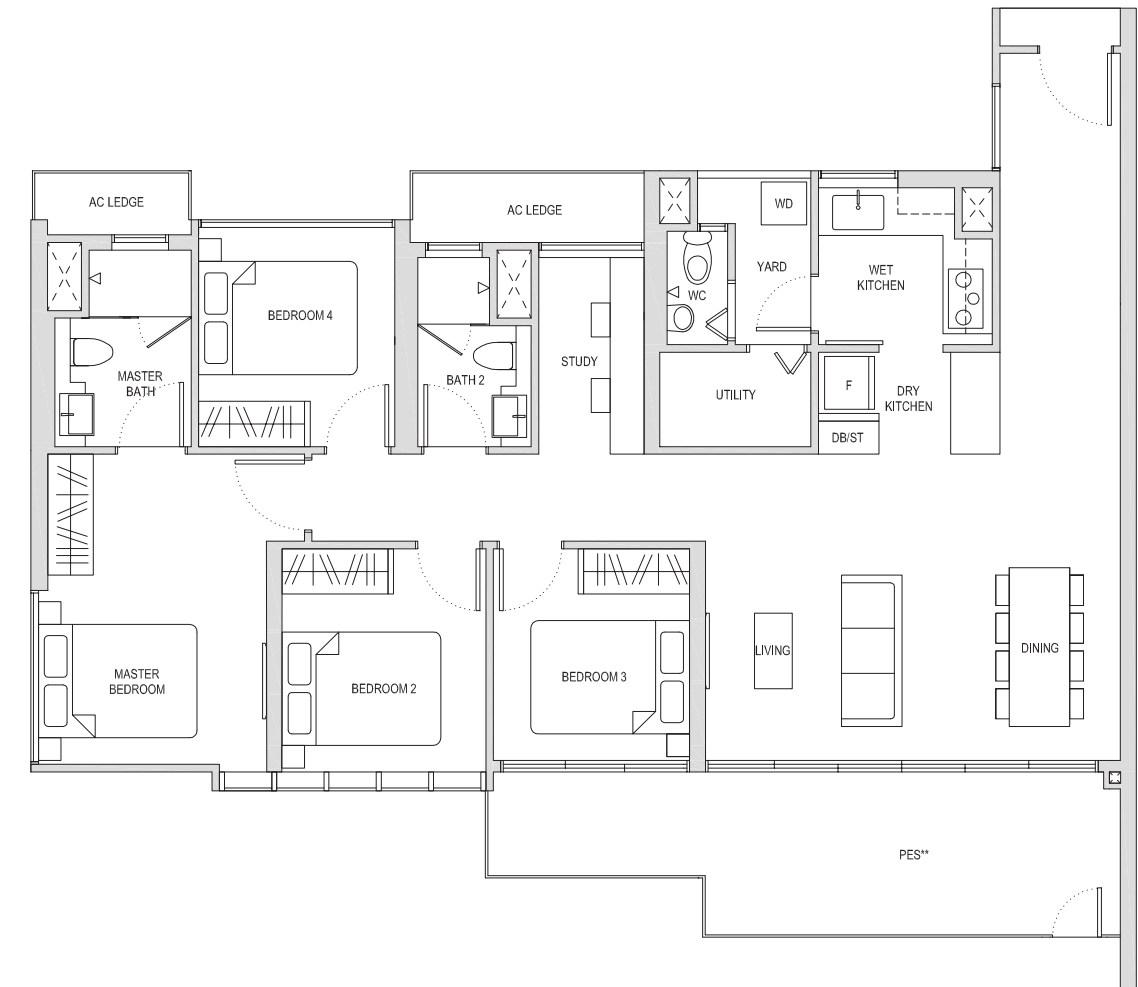
** The PES / balcony shall not be enclosed. Only URA approved balcony screens are to be used. For an illustration of the approved balcony screen, please refer to the diagram annexed hereto as "Annexure 1".

Areas include AC Ledge, Balcony, PES and Strata Void Area (where applicable). Orientations and Facings will differ depending on the unit you are purchasing, please refer to the key plan. Plans are not drawn to scale and subject to change as may be required or approved by the relevant authorities. All areas are estimates only and are subject to final survey.

Four-Bedroom + Study
Type DS1(a)(PES)

134sqm / 1442sqft

BLOCK 22 #01-25



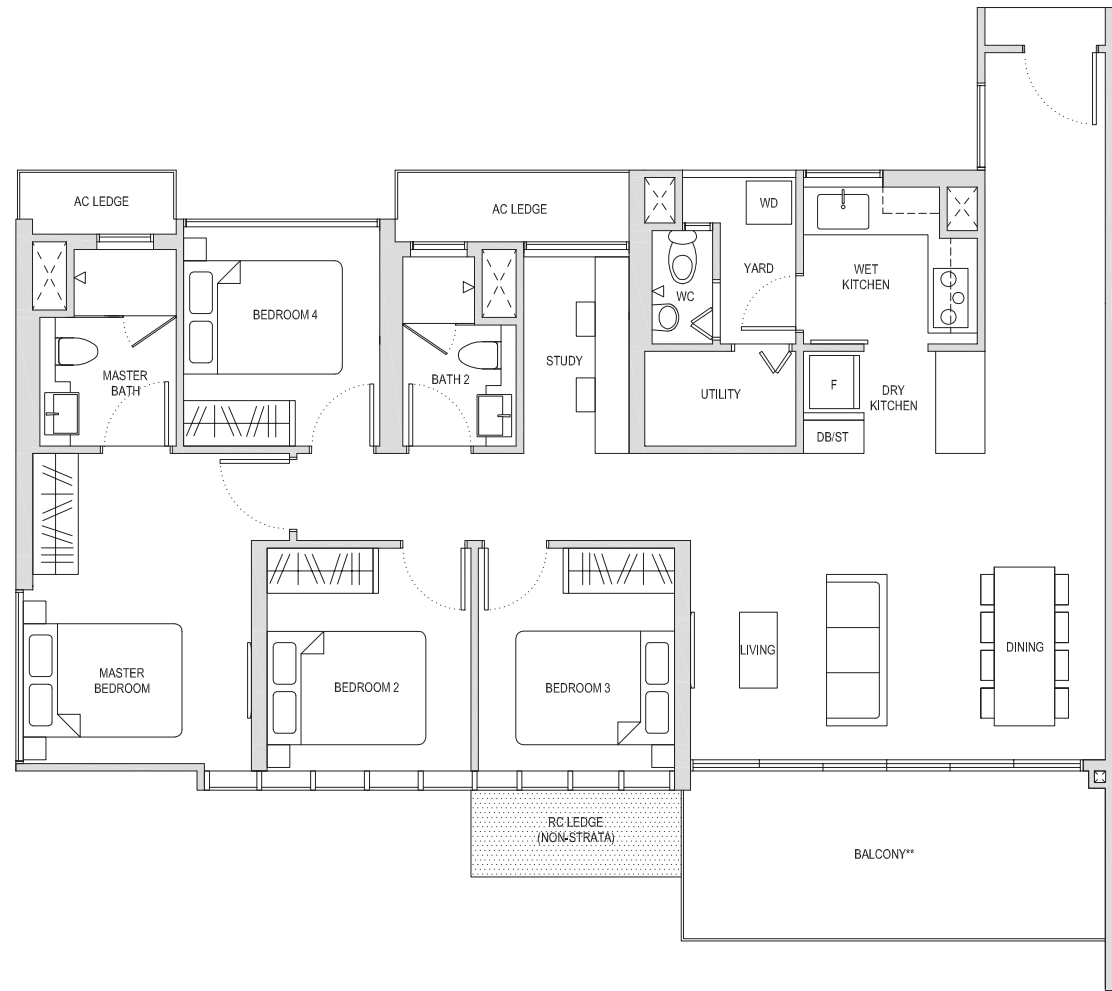
** The PES / balcony shall not be enclosed. Only URA approved balcony screens are to be used. For an illustration of the approved balcony screen, please refer to the diagram annexed hereto as "Annexure 1".

Areas include AC Ledge, Balcony, PES and Strata Void Area (where applicable). Orientations and Facings will differ depending on the unit you are purchasing, please refer to the key plan. Plans are not drawn to scale and subject to change as may be required or approved by the relevant authorities. All areas are estimates only and are subject to final survey.

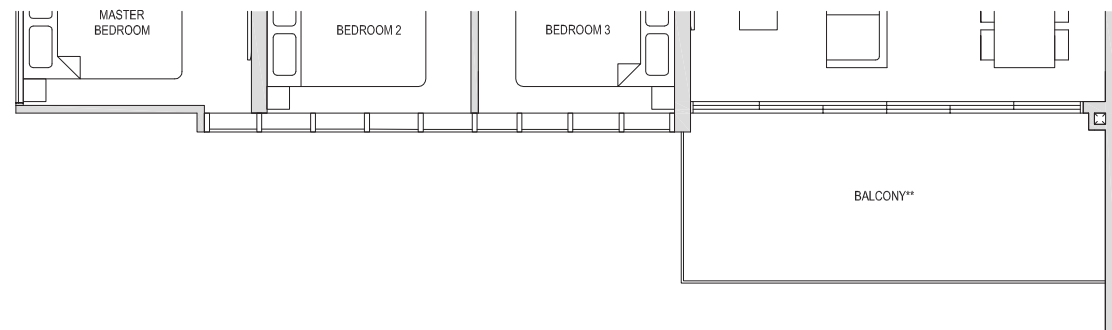
Four-Bedroom + Study Type DS1(a)

131sqm / 1410sqft

BLOCK 22 #02-25



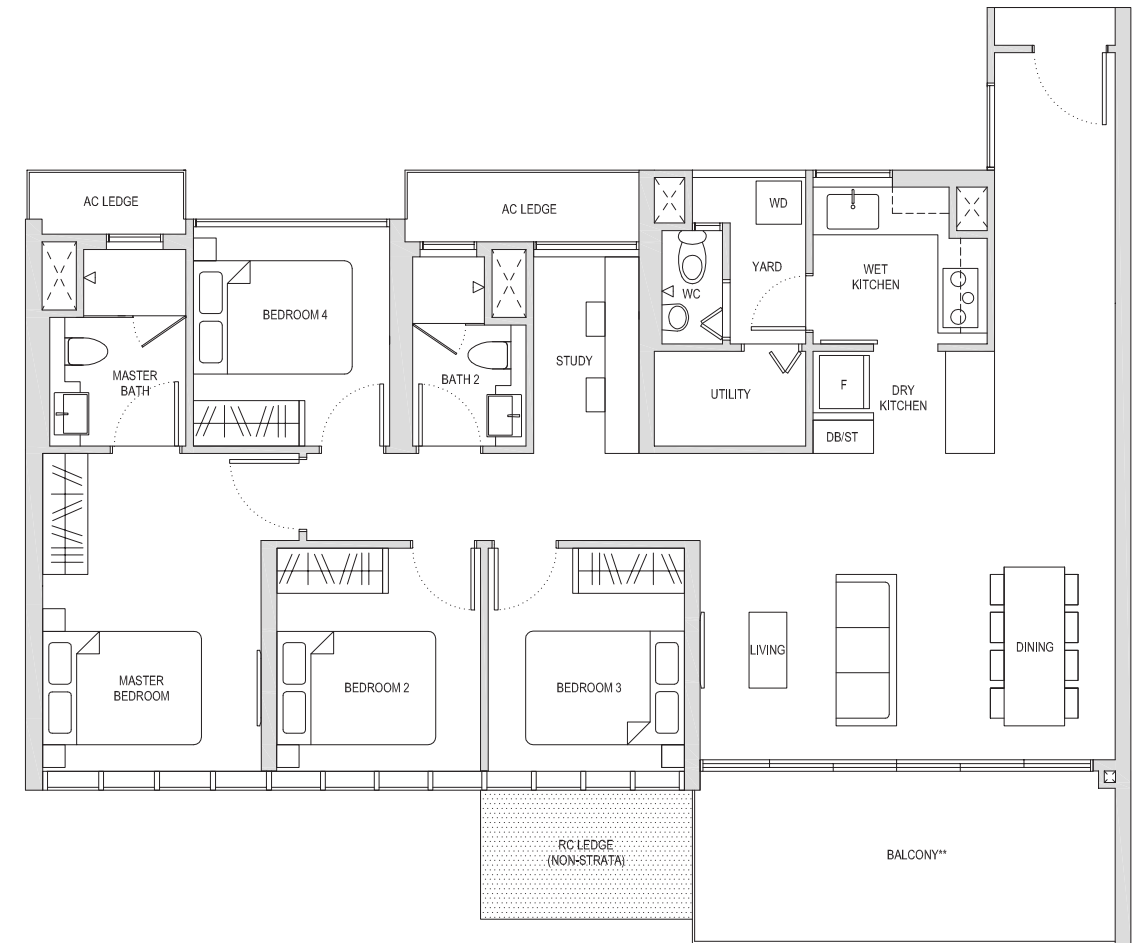
BLOCK 22 #03-25



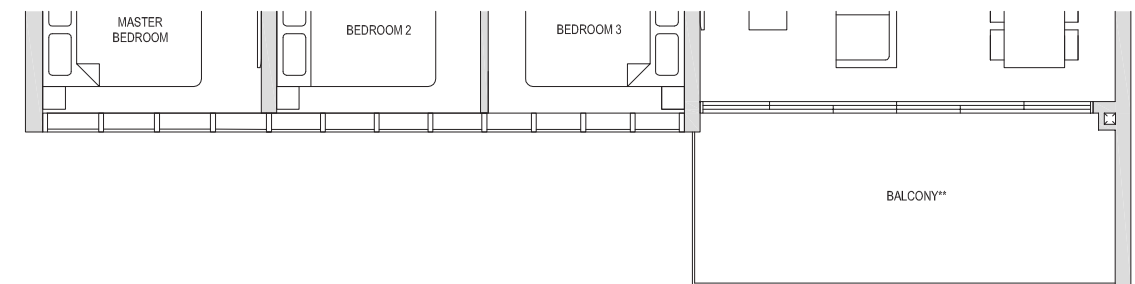
Four-Bedroom + Study Type DS1(b)

131sqm / 1410sqft

BLOCK 18 #02-05

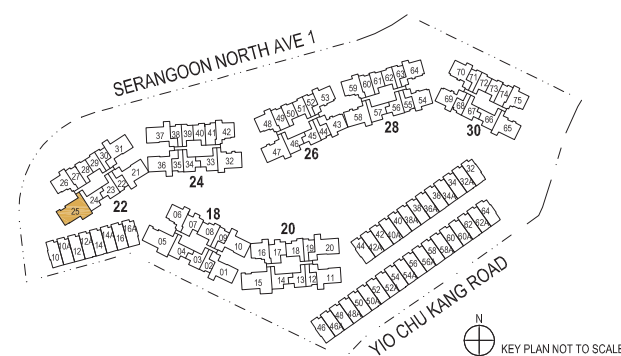


BLOCK 18 #03-05



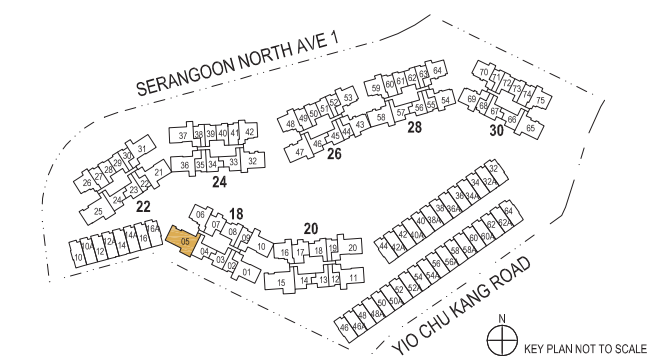
★★ The PES / balcony shall not be enclosed. Only URA approved balcony screens are to be used. For an illustration of the approved balcony screen, please refer to the diagram annexed hereto as "Annexure 1".

Areas include AC Ledge, Balcony, PES and Strata Void Area (where applicable). Orientations and Facings will differ depending on the unit you are purchasing, please refer to the key plan. Plans are not drawn to scale and subject to change as may be required or approved by the relevant authorities. All areas are estimates only and are subject to final survey.



★★ The PES / balcony shall not be enclosed. Only URA approved balcony screens are to be used. For an illustration of the approved balcony screen, please refer to the diagram annexed hereto as "Annexure 1".

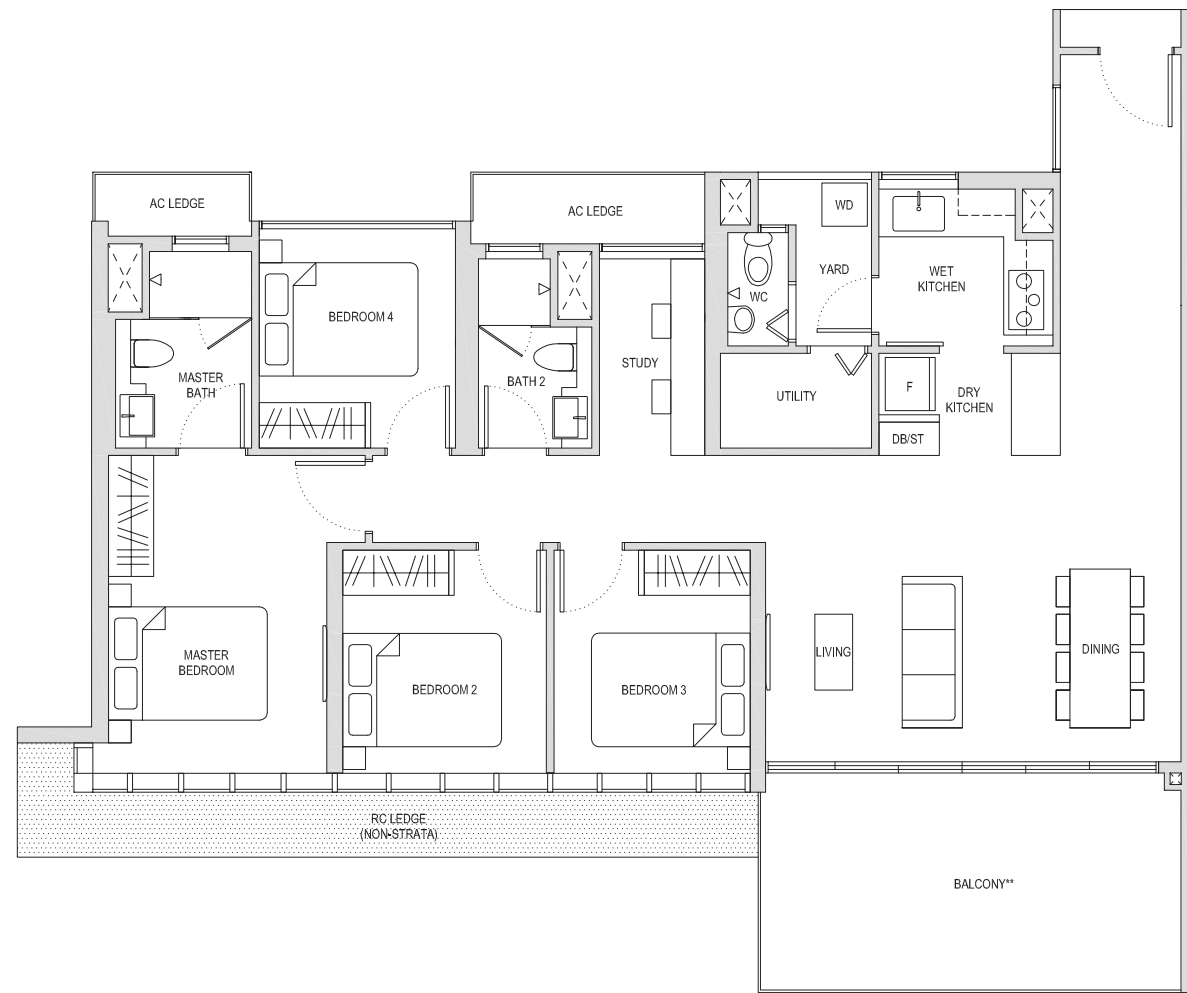
Areas include AC Ledge, Balcony, PES and Strata Void Area (where applicable). Orientations and Facings will differ depending on the unit you are purchasing, please refer to the key plan. Plans are not drawn to scale and subject to change as may be required or approved by the relevant authorities. All areas are estimates only and are subject to final survey.



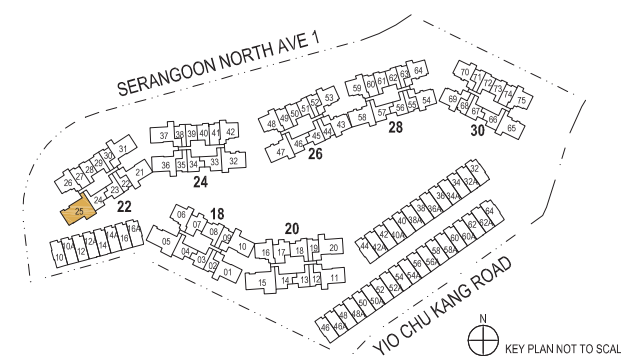
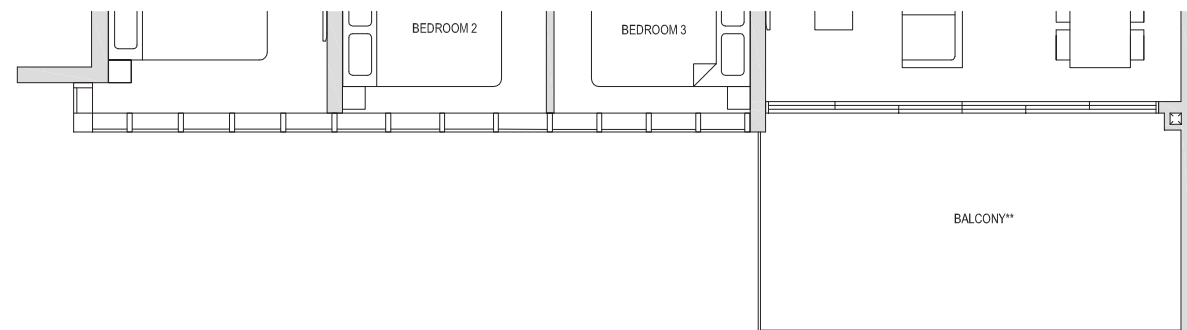
Four-Bedroom + Study Type DS1(c)

135sqm / 1453sqft

BLOCK 22 #04-25



BLOCK 22 #05-25 TO #13-25



** The PES / balcony shall not be enclosed. Only URA approved balcony screens are to be used. For an illustration of the approved balcony screen, please refer to the diagram annexed hereto as "Annexure 1".

Areas include AC Ledge, Balcony, PES and Strata Void Area (where applicable). Orientations and Facings will differ depending on the unit you are purchasing, please refer to the key plan. Plans are not drawn to scale and subject to change as may be required or approved by the relevant authorities. All areas are estimates only and are subject to final survey.

Four-Bedroom + Study Type DS1(c)(h)

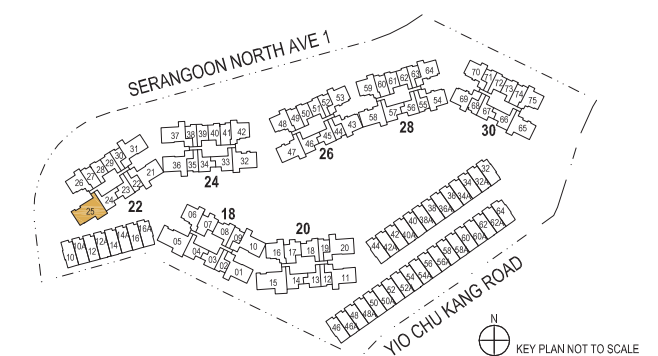
159sqm / 1711sqft *

BLOCK 22 #14-25



** The PES / balcony shall not be enclosed. Only URA approved balcony screens are to be used. For an illustration of the approved balcony screen, please refer to the diagram annexed hereto as "Annexure 1".

Areas include AC Ledge, Balcony, PES and Strata Void Area (where applicable). Orientations and Facings will differ depending on the unit you are purchasing, please refer to the key plan. Plans are not drawn to scale and subject to change as may be required or approved by the relevant authorities. All areas are estimates only and are subject to final survey.



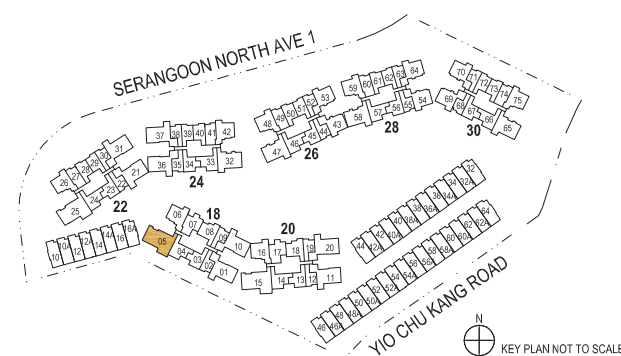
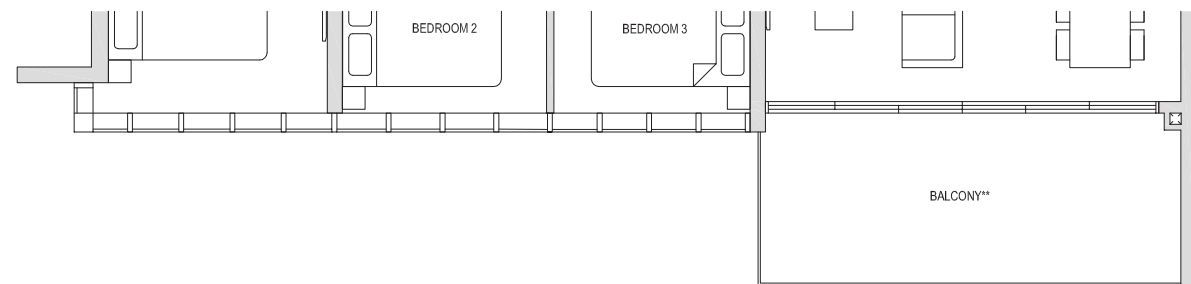
Four-Bedroom + Study Type DS1(d)

131sqm / 1410sqft

BLOCK 18 #04-05



BLOCK 18 #05-05 TO #13-05



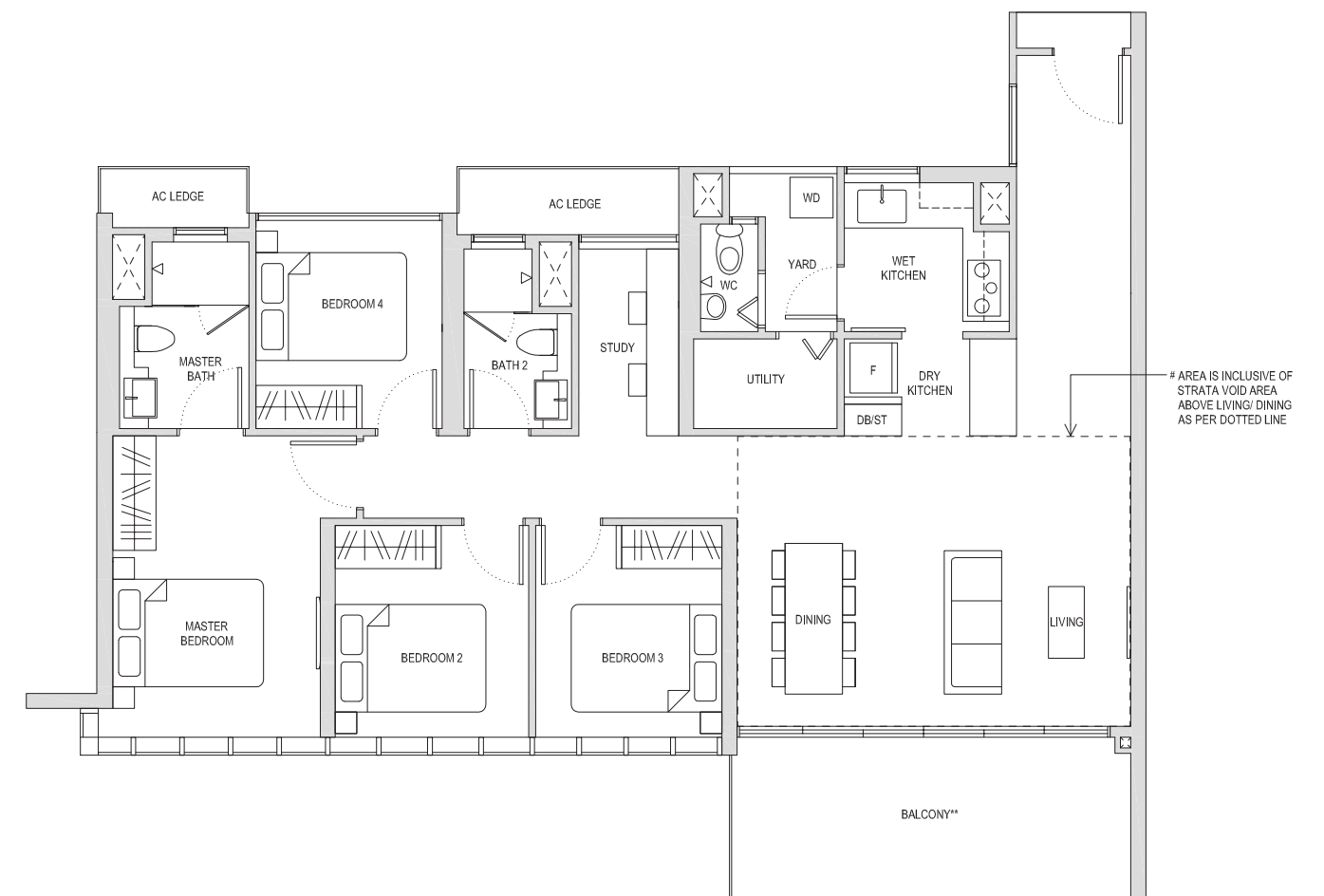
** The PES / balcony shall not be enclosed. Only URA approved balcony screens are to be used. For an illustration of the approved balcony screen, please refer to the diagram annexed hereto as "Annexure 1".

Areas include AC Ledge, Balcony, PES and Strata Void Area (where applicable). Orientations and Facings will differ depending on the unit you are purchasing, please refer to the key plan. Plans are not drawn to scale and subject to change as may be required or approved by the relevant authorities. All areas are estimates only and are subject to final survey.

Four-Bedroom + Study Type DS1(d)(h)

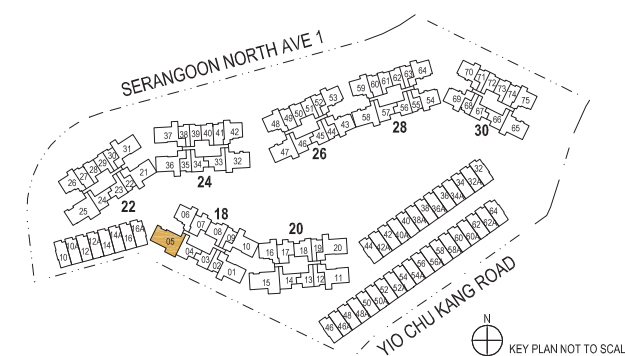
155sqm / 1668sqft *

BLOCK 18 #14-05



** The PES / balcony shall not be enclosed. Only URA approved balcony screens are to be used. For an illustration of the approved balcony screen, please refer to the diagram annexed hereto as "Annexure 1".

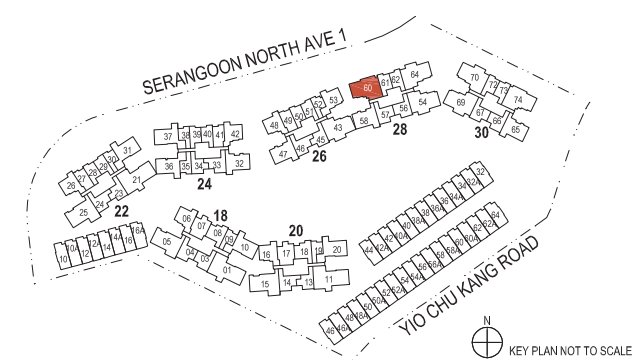
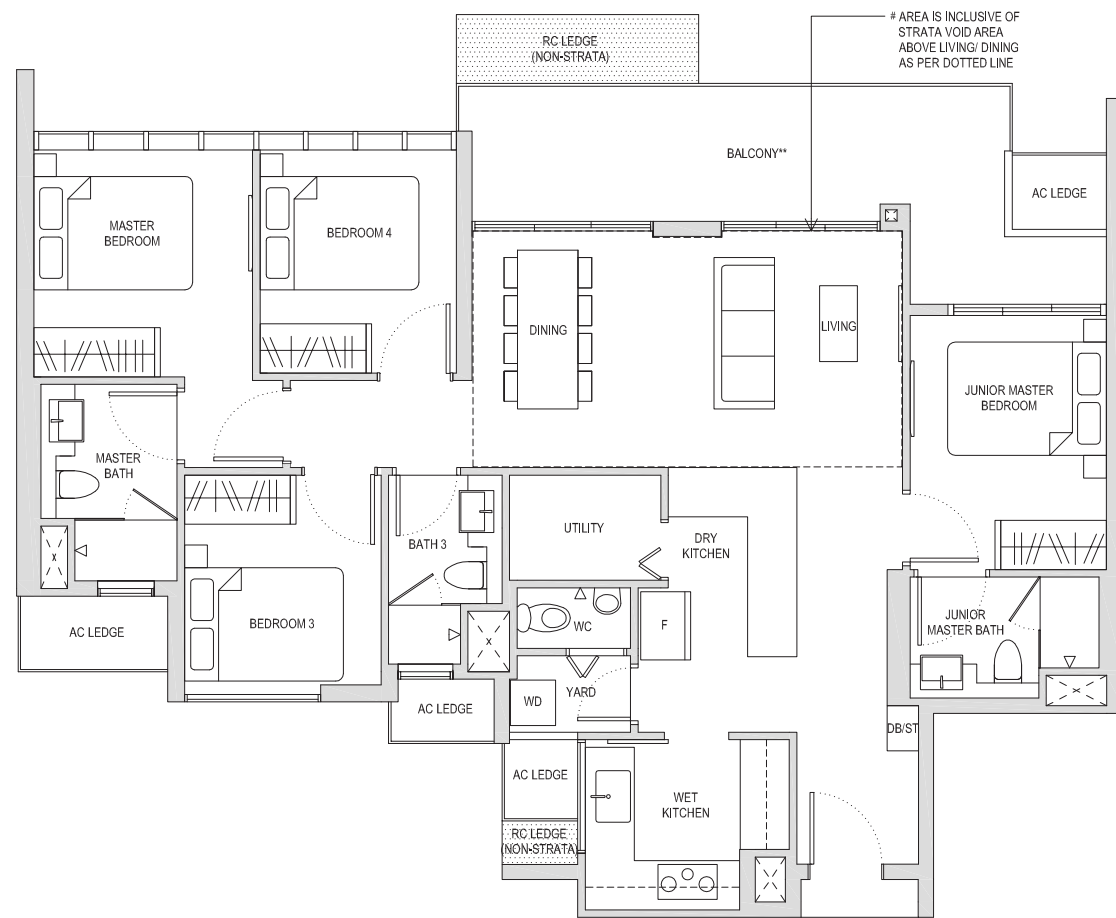
Areas include AC Ledge, Balcony, PES and Strata Void Area (where applicable). Orientations and Facings will differ depending on the unit you are purchasing, please refer to the key plan. Plans are not drawn to scale and subject to change as may be required or approved by the relevant authorities. All areas are estimates only and are subject to final survey.



Penthouse Four-Bedroom
Type PH1

147sqm / 1582sqft #

BLOCK 28 #14-60



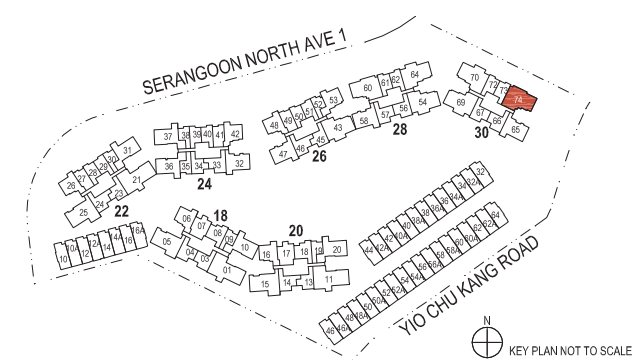
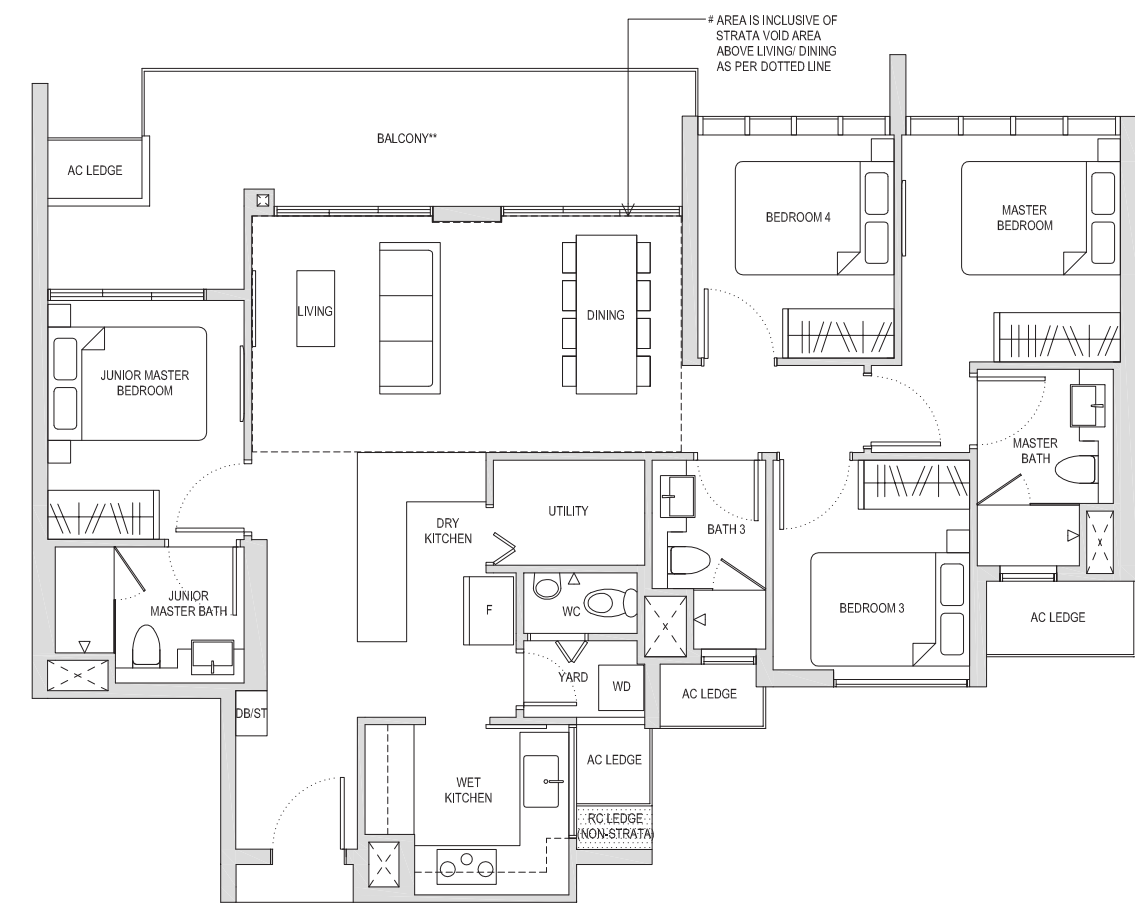
** The PES / balcony shall not be enclosed. Only URA approved balcony screens are to be used. For an illustration of the approved balcony screen, please refer to the diagram annexed hereto as "Annexure 1".

Areas include AC Ledge, Balcony, PES and Strata Void Area (where applicable). Orientations and Facings will differ depending on the unit you are purchasing, please refer to the key plan. Plans are not drawn to scale and subject to change as may be required or approved by the relevant authorities. All areas are estimates only and are subject to final survey.

Penthouse Four-Bedroom
Type PH1

147sqm / 1582sqft #

BLOCK 30 #14-74



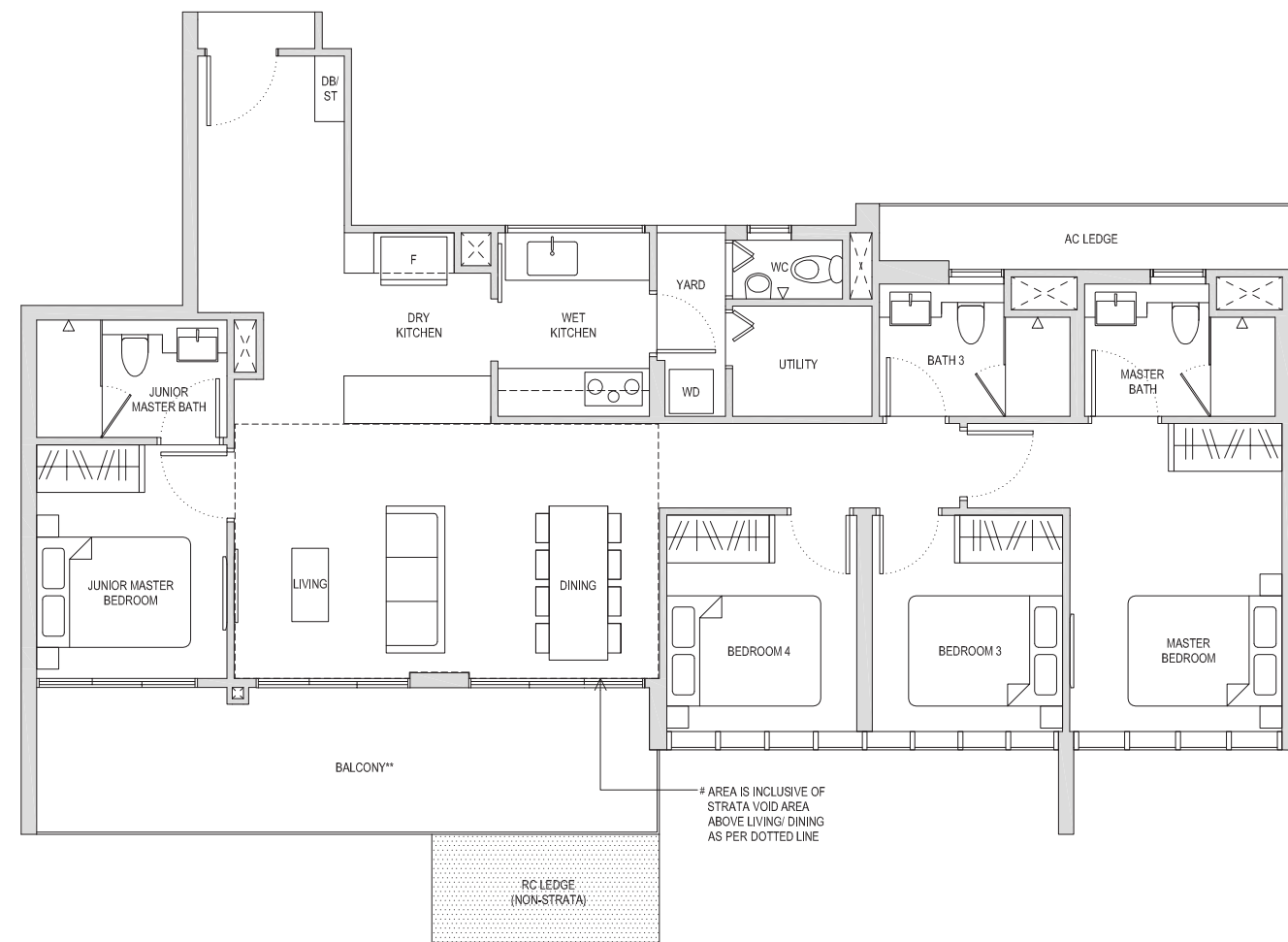
** The PES / balcony shall not be enclosed. Only URA approved balcony screens are to be used. For an illustration of the approved balcony screen, please refer to the diagram annexed hereto as "Annexure 1".

Areas include AC Ledge, Balcony, PES and Strata Void Area (where applicable). Orientations and Facings will differ depending on the unit you are purchasing, please refer to the key plan. Plans are not drawn to scale and subject to change as may be required or approved by the relevant authorities. All areas are estimates only and are subject to final survey.

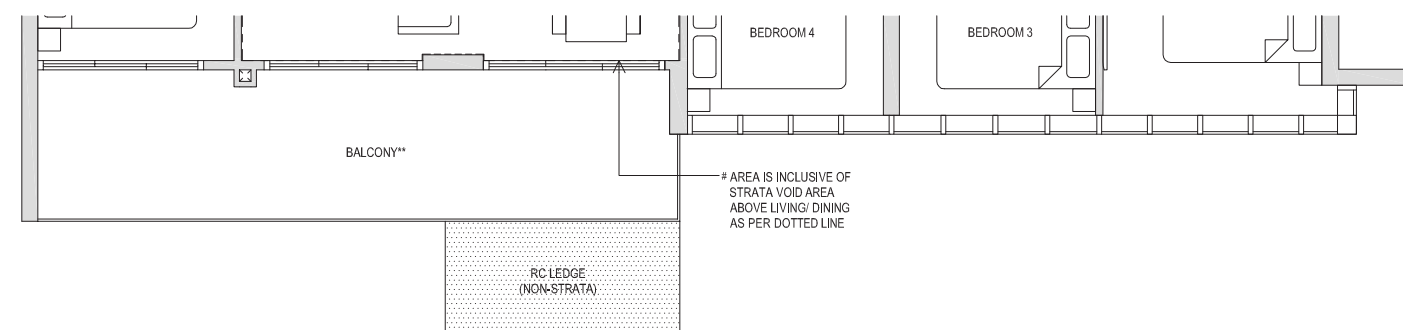
Penthouse Four-Bedroom Type PH2

160sqm / 1722sqft *

BLOCK 18 #14-01
BLOCK 22 #14-21

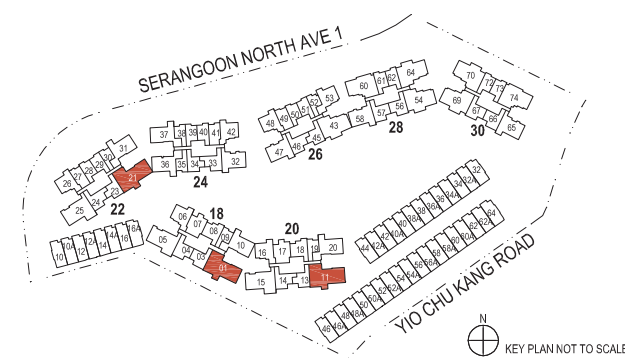


BLOCK 20 #14-11



** The PES / balcony shall not be enclosed. Only URA approved balcony screens are to be used. For an illustration of the approved balcony screen, please refer to the diagram annexed hereto as "Annexure 1".

Areas include AC Ledge, Balcony, PES and Strata Void Area (where applicable). Orientations and Fadings will differ depending on the unit you are purchasing, please refer to the key plan. Plans are not drawn to scale and subject to change as may be required or approved by the relevant authorities. All areas are estimates only and are subject to final survey.

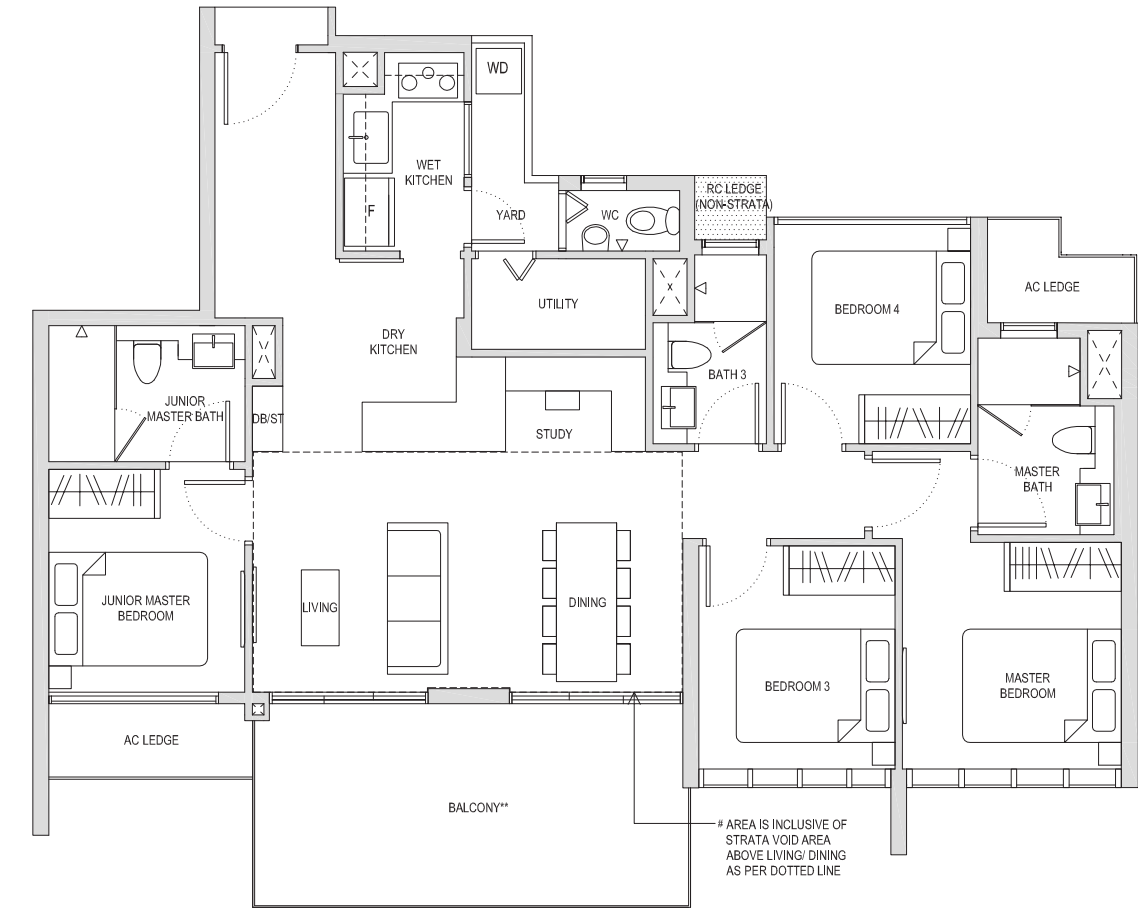


Penthouse Four-Bedroom + Study Type PHS1

146sqm / 1572sqft *

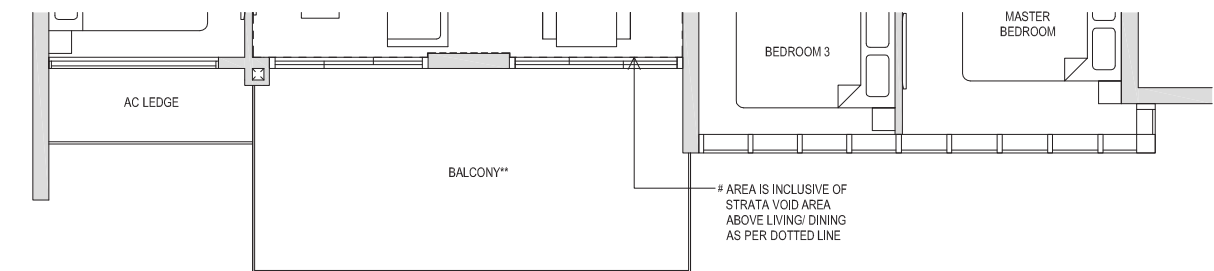
BLOCK 26 #14-43
BLOCK 30 #14-69

* Mirror image



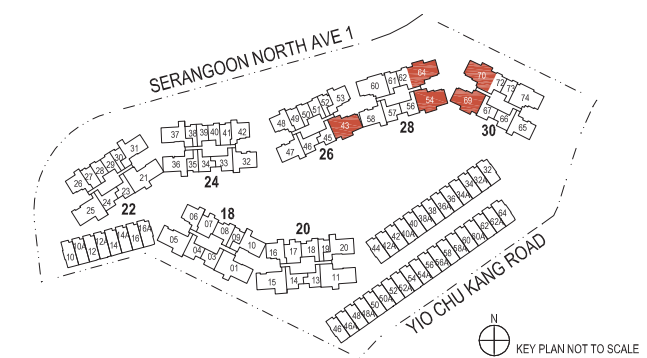
BLOCK 28 #14-54
BLOCK 28 #14-64*
BLOCK 30 #14-70

* Mirror image



** The PES / balcony shall not be enclosed. Only URA approved balcony screens are to be used. For an illustration of the approved balcony screen, please refer to the diagram annexed hereto as "Annexure 1".

Areas include AC Ledge, Balcony, PES and Strata Void Area (where applicable). Orientations and Fadings will differ depending on the unit you are purchasing, please refer to the key plan. Plans are not drawn to scale and subject to change as may be required or approved by the relevant authorities. All areas are estimates only and are subject to final survey.



.....

S T R A T A

T E R R A C E

H O U S E S

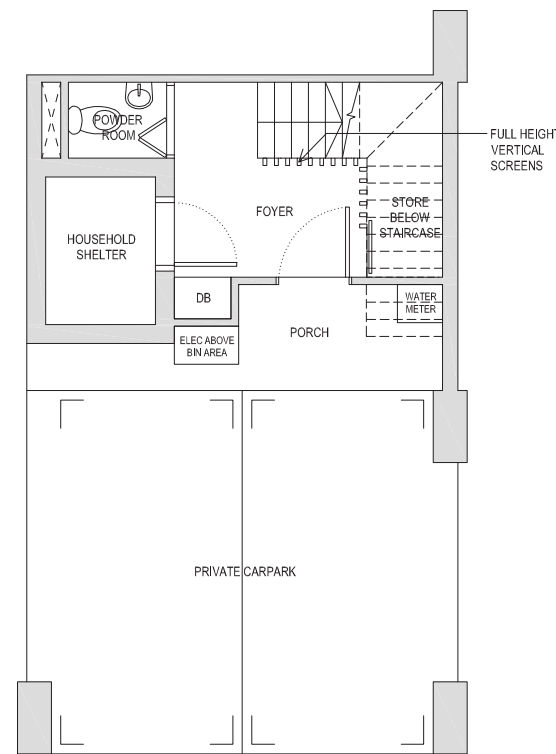
.....

Strata Terrace House Four-Bedroom Type SL1(b)

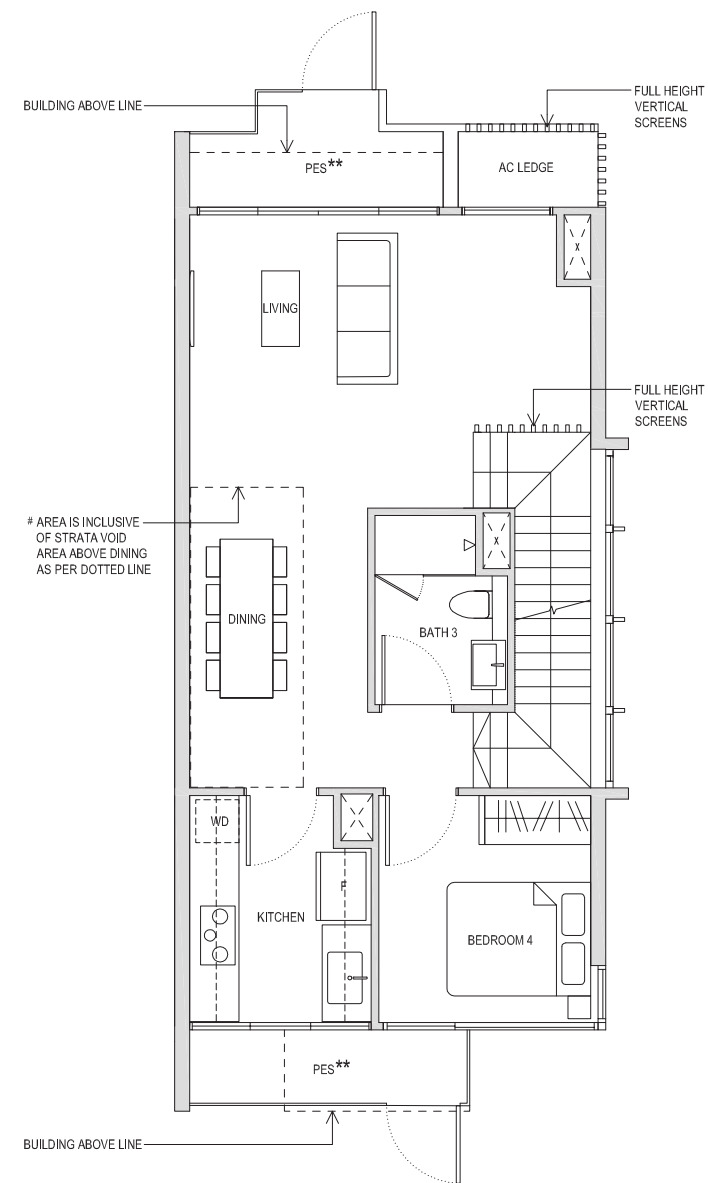
192sqm / 2067sqft *

House No 32

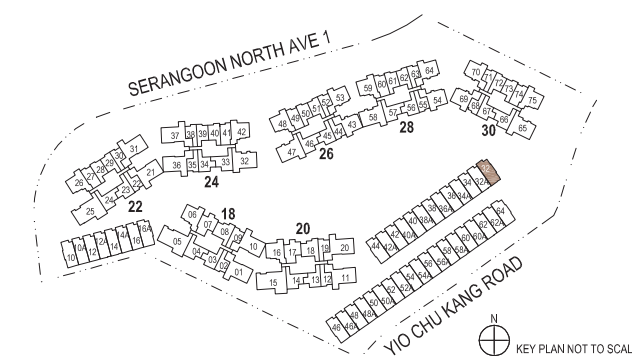
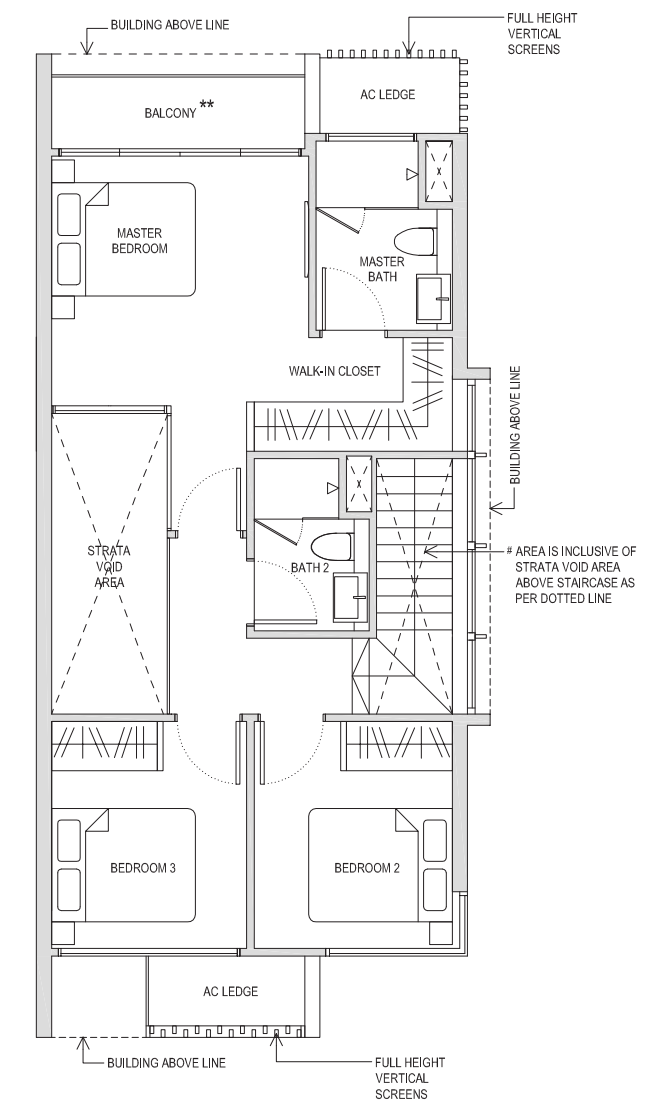
BASEMENT 1



1ST STOREY



2ND STOREY



** The PES / balcony shall not be enclosed. Only URA approved balcony screens are to be used. For an illustration of the approved balcony screen, please refer to the diagram annexed hereto as "Annexure 1".

Areas include AC Ledge, Balcony, PES and Strata Void Area (where applicable). Orientations and Facings will differ depending on the unit you are purchasing, please refer to the key plan. Plans are not drawn to scale and subject to change as may be required or approved by the relevant authorities. All areas are estimates only and are subject to final survey.

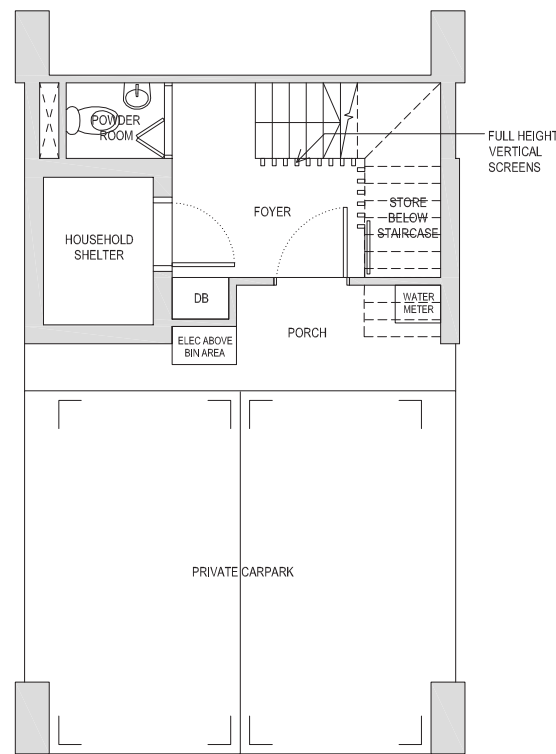
Strata Terrace House Four-Bedroom

Type SL1

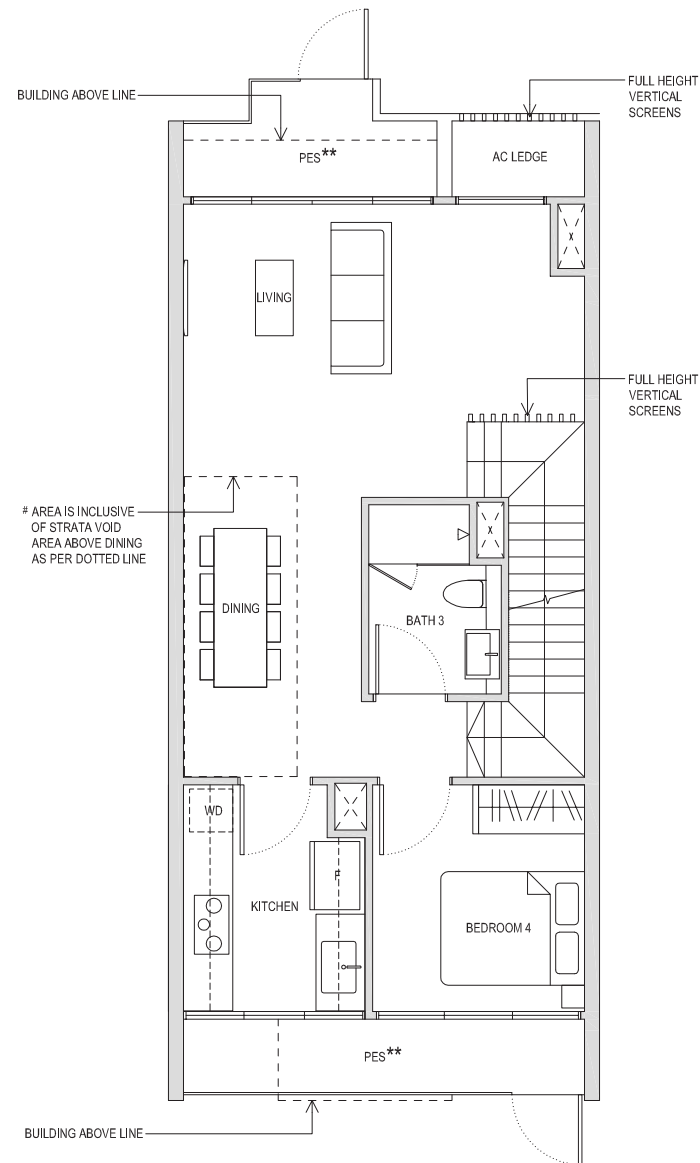
192sqm / 2067sqft *

House No 32A	House No 38A
House No 34	House No 40
House No 34A	House No 40A
House No 36	House No 42
House No 36A	House No 42A
House No 38	

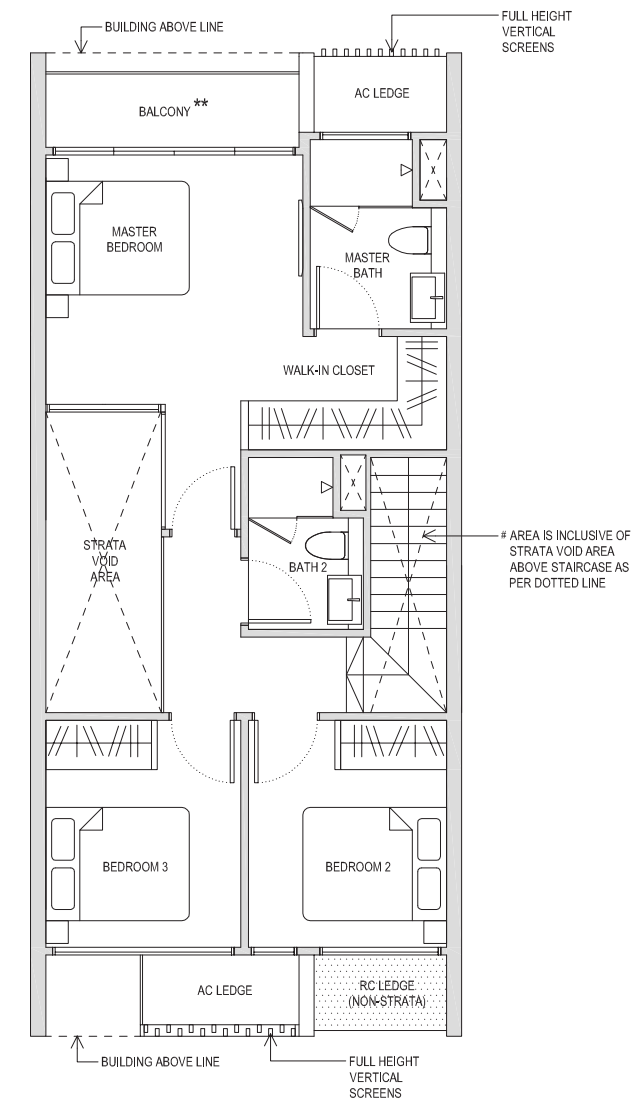
BASEMENT 1



1ST STOREY

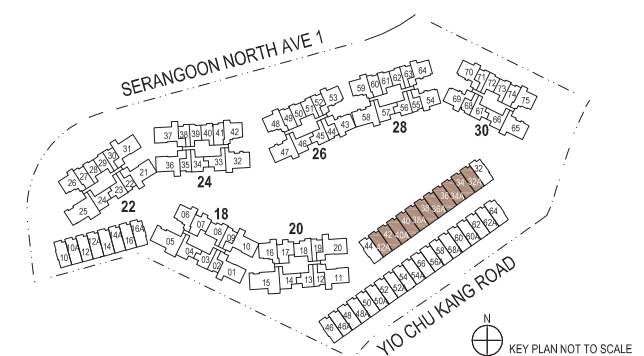


2ND STOREY



** The PES / balcony shall not be enclosed. Only URA approved balcony screens are to be used. For an illustration of the approved balcony screen, please refer to the diagram annexed hereto as "Annexure 1".

Areas include AC Ledge, Balcony, PES and Strata Void Area (where applicable). Orientations and Facings will differ depending on the unit you are purchasing, please refer to the key plan. Plans are not drawn to scale and subject to change as may be required or approved by the relevant authorities. All areas are estimates only and are subject to final survey.

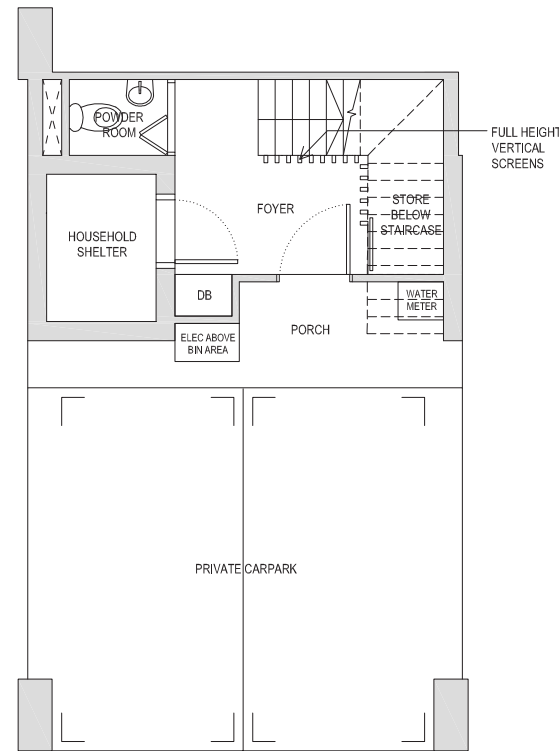


Strata Terrace House Four-Bedroom Type SL1(a)

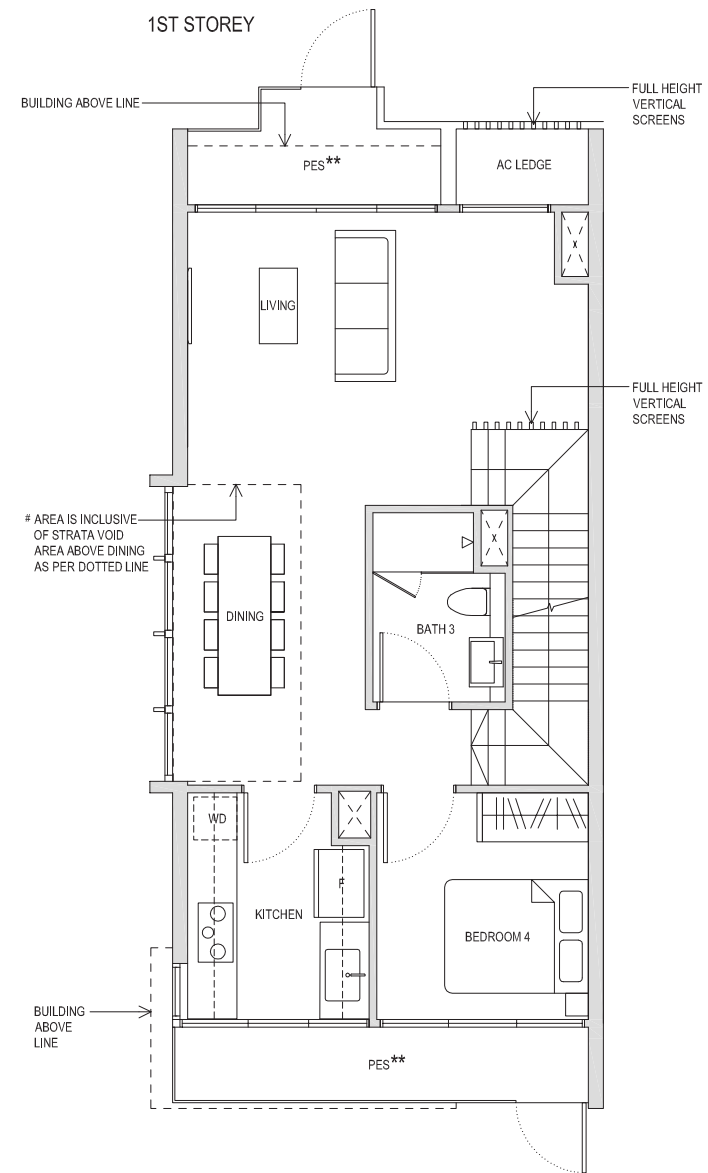
194sqm / 2088sqft*

House No 44

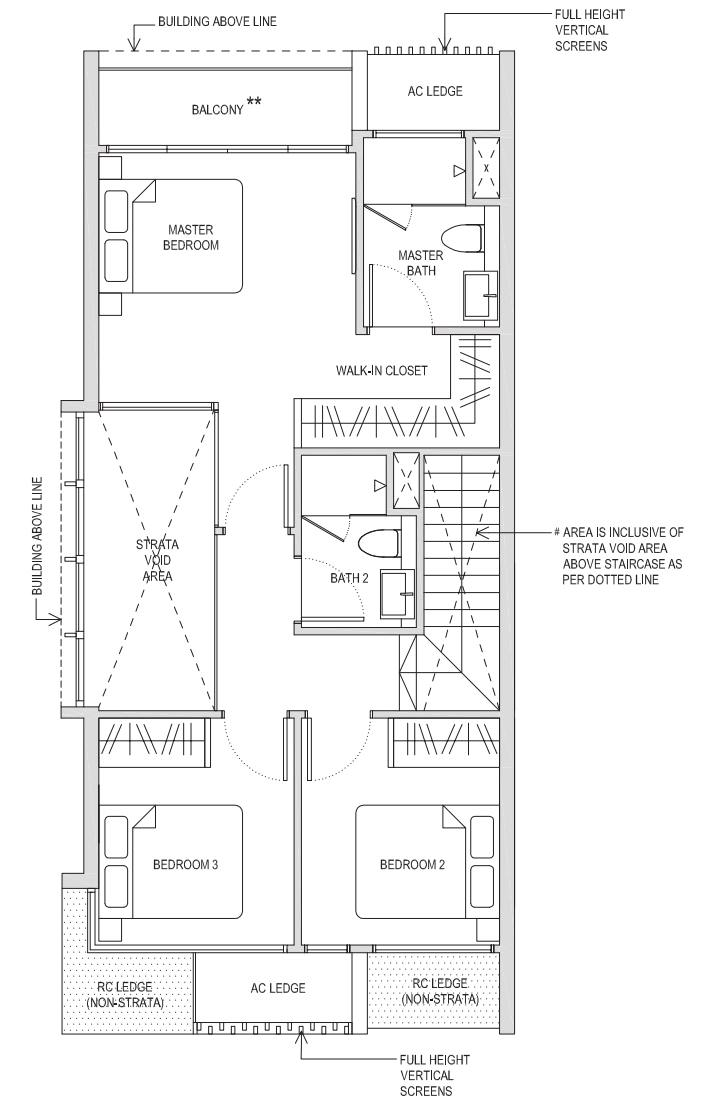
BASEMENT 1



1ST STOREY

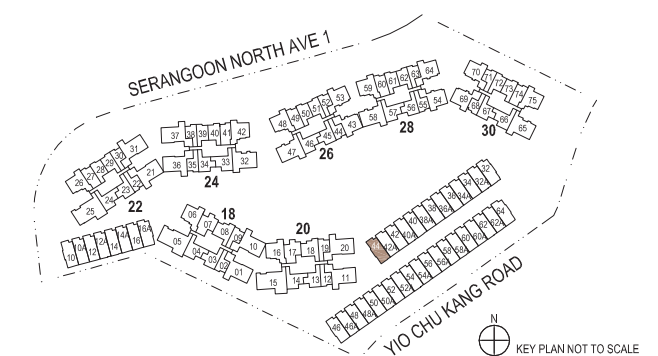


2ND STOREY



** The PES / balcony shall not be enclosed. Only URA approved balcony screens are to be used. For an illustration of the approved balcony screen, please refer to the diagram annexed hereto as "Annexure 1".

Areas include AC Ledge, Balcony, PES and Strata Void Area (where applicable). Orientations and Facings will differ depending on the unit you are purchasing, please refer to the key plan. Plans are not drawn to scale and subject to change as may be required or approved by the relevant authorities. All areas are estimates only and are subject to final survey.

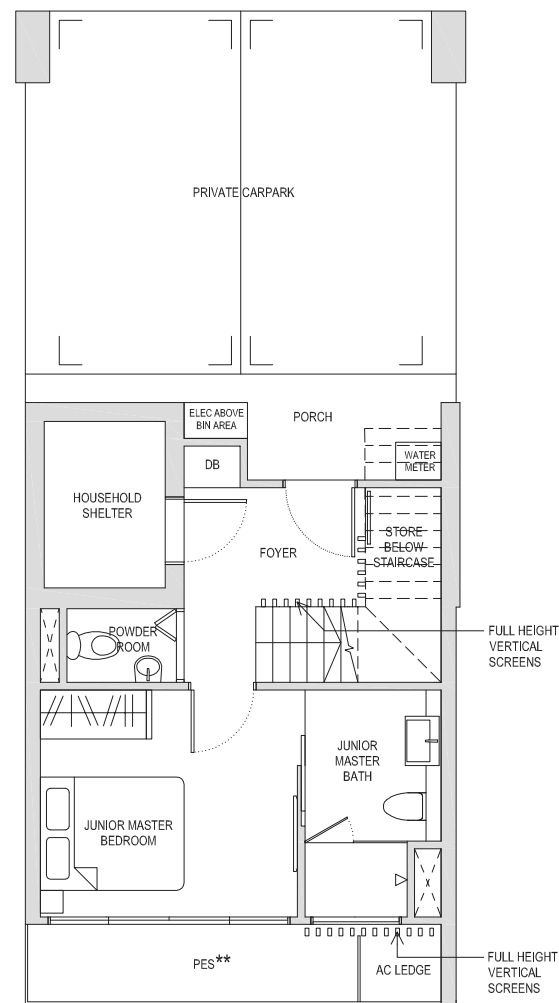


Strata Terrace House Five-Bedroom Type SL2B(a)

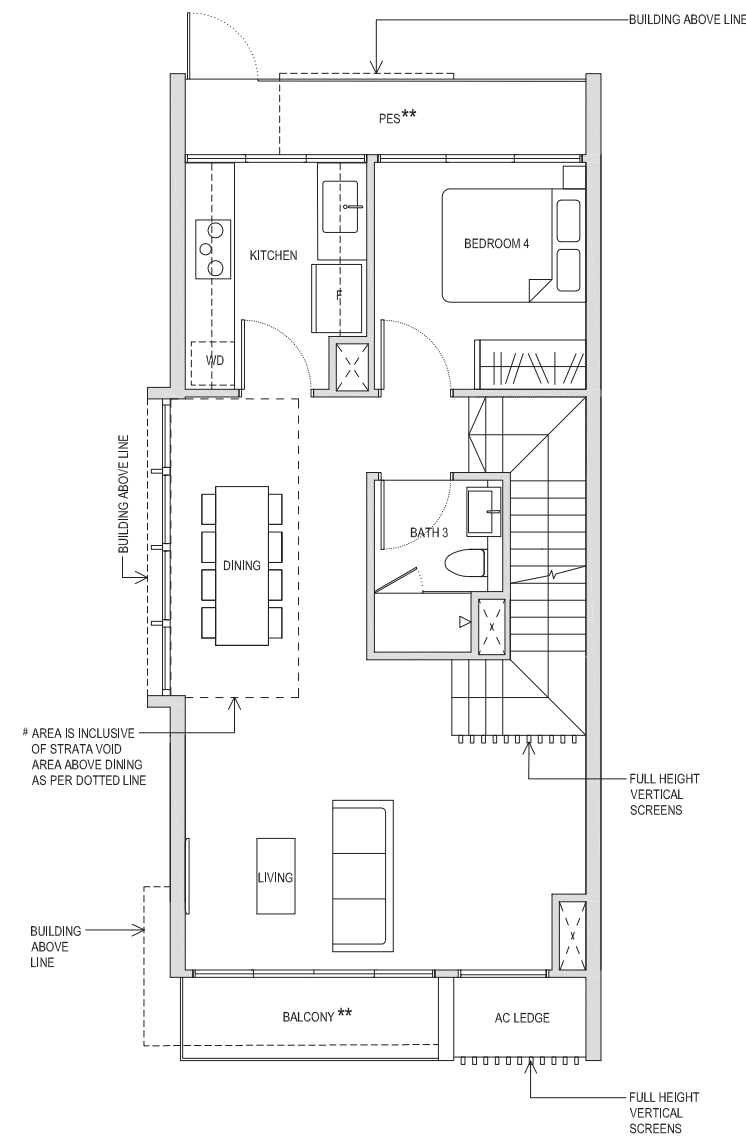
216sqm / 2325sqft*

House No 10

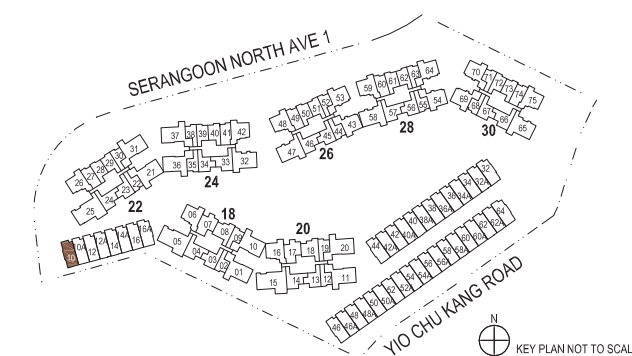
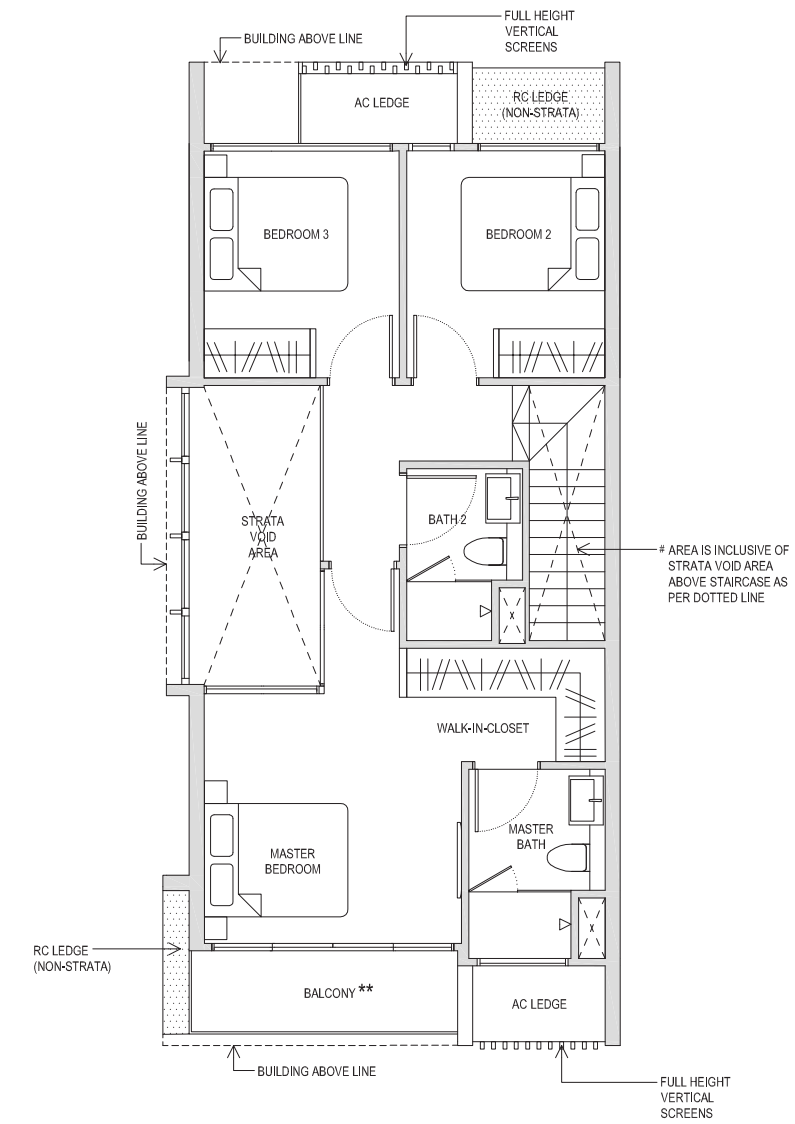
BASEMENT 1



1ST STOREY



2ND STOREY



** The PES / balcony shall not be enclosed. Only URA approved balcony screens are to be used. For an illustration of the approved balcony screen, please refer to the diagram annexed hereto as "Annexure 1".

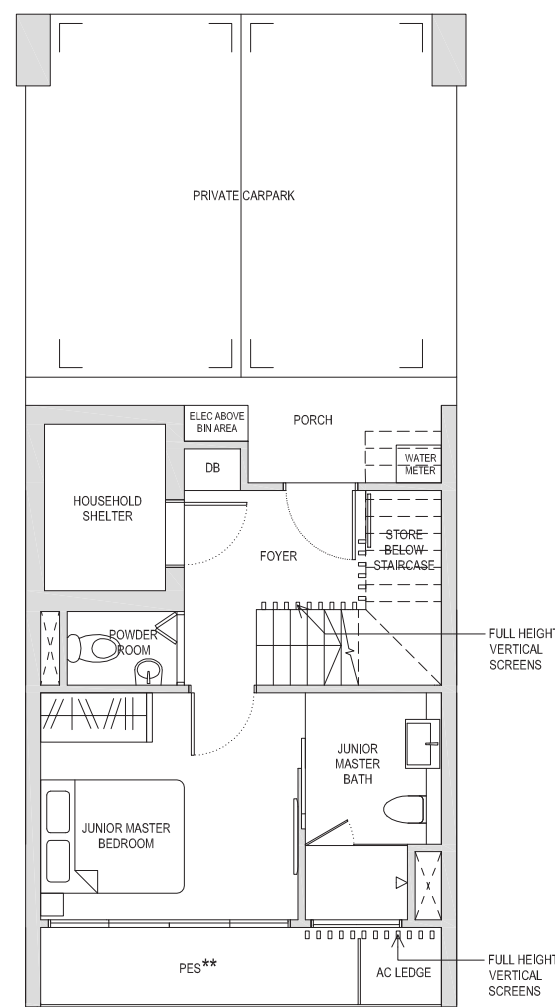
Areas include AC Ledge, Balcony, PES and Strata Void Area (where applicable). Orientations and Facings will differ depending on the unit you are purchasing, please refer to the key plan. Plans are not drawn to scale and subject to change as may be required or approved by the relevant authorities. All areas are estimates only and are subject to final survey.

Strata Terrace House Five-Bedroom Type SL2B

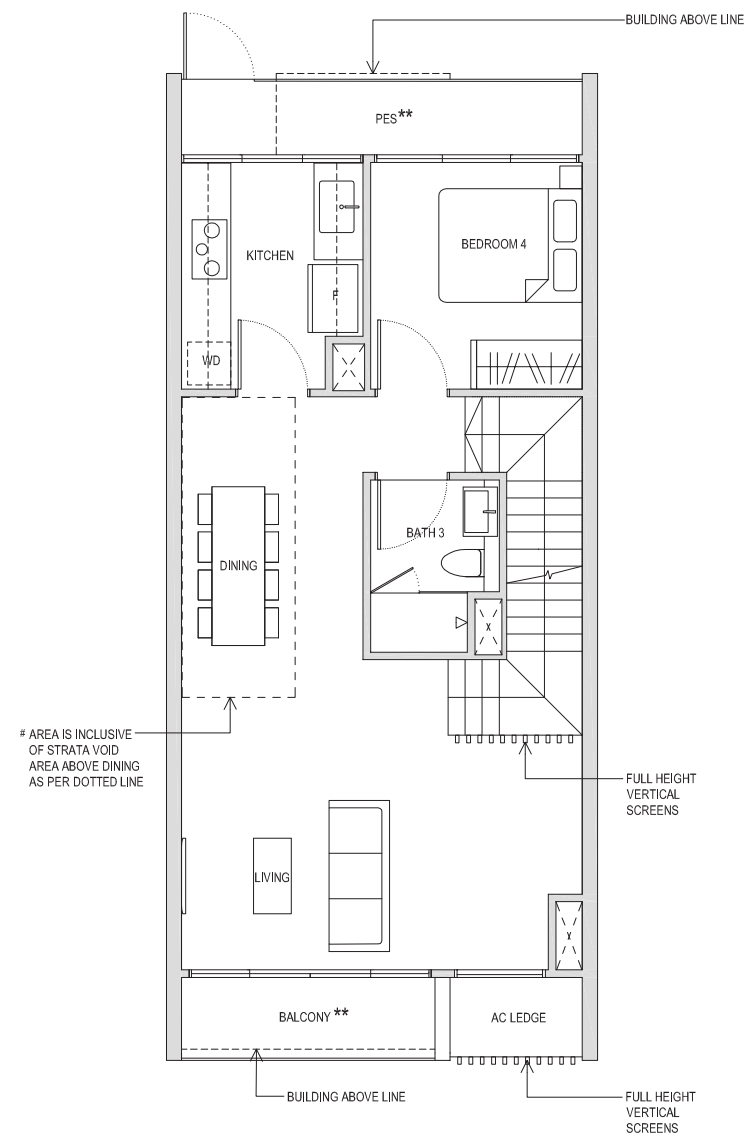
214sqm / 2303sqft*

House No 10A
House No 12
House No 12A
House No 14
House No 14A
House No 16

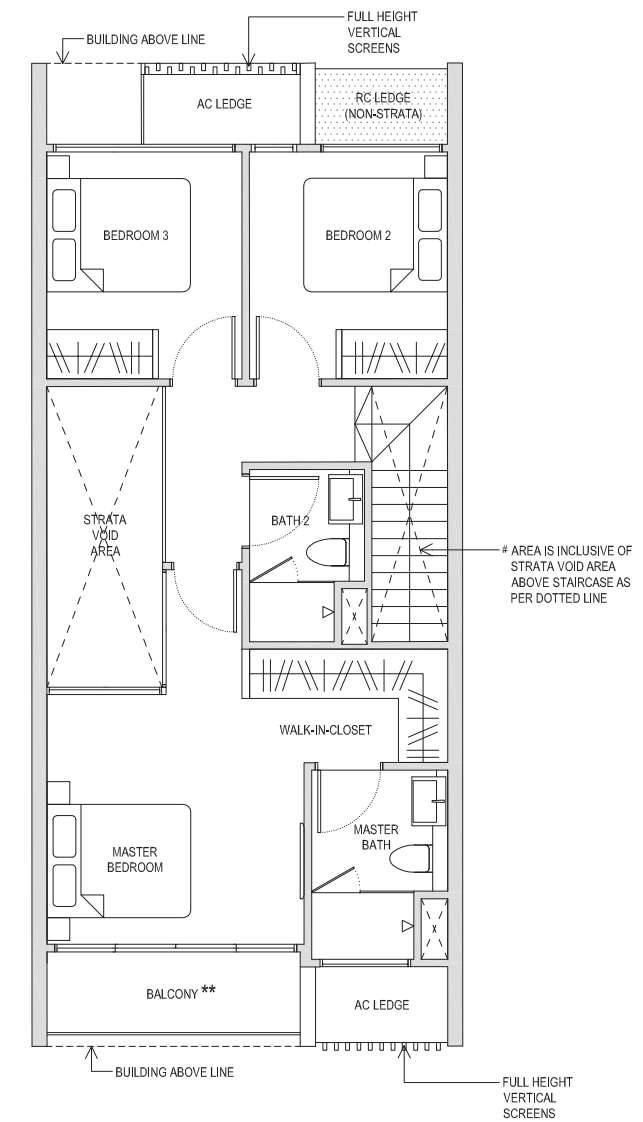
BASEMENT 1



1ST STOREY

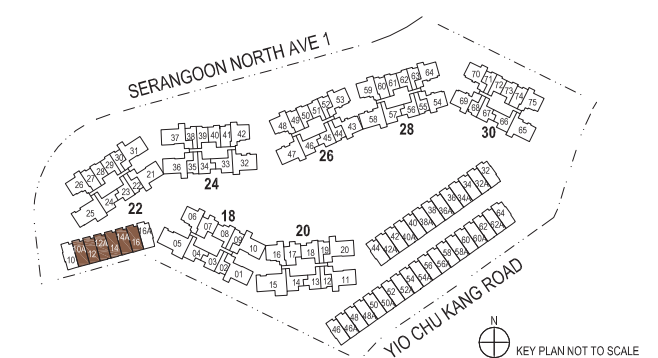


2ND STOREY



** The PES / balcony shall not be enclosed. Only URA approved balcony screens are to be used. For an illustration of the approved balcony screen, please refer to the diagram annexed hereto as "Annexure 1".

Areas include AC Ledge, Balcony, PES and Strata Void Area (where applicable). Orientations and Facings will differ depending on the unit you are purchasing, please refer to the key plan. Plans are not drawn to scale and subject to change as may be required or approved by the relevant authorities. All areas are estimates only and are subject to final survey.

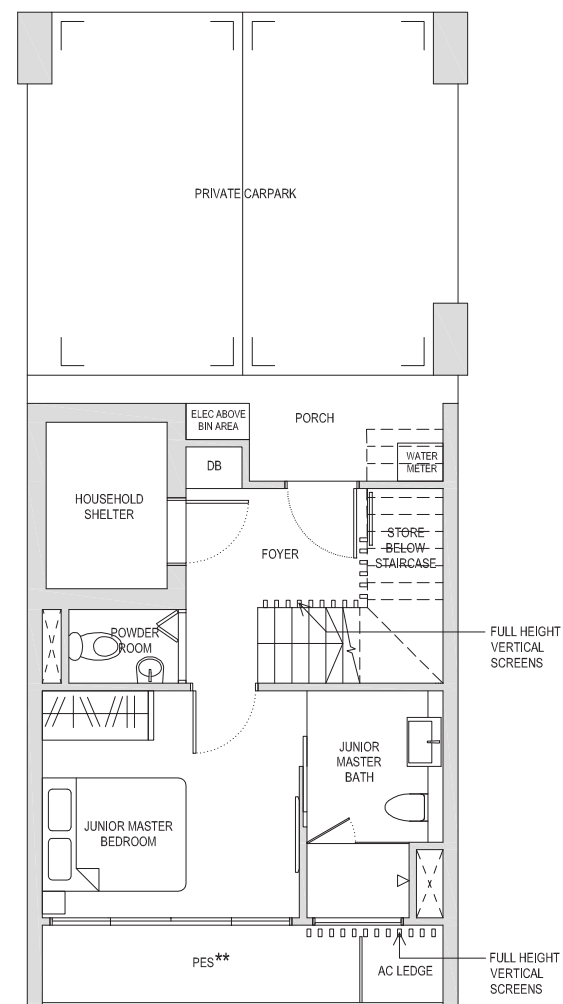


Strata Terrace House Five-Bedroom Type SL2B(b)

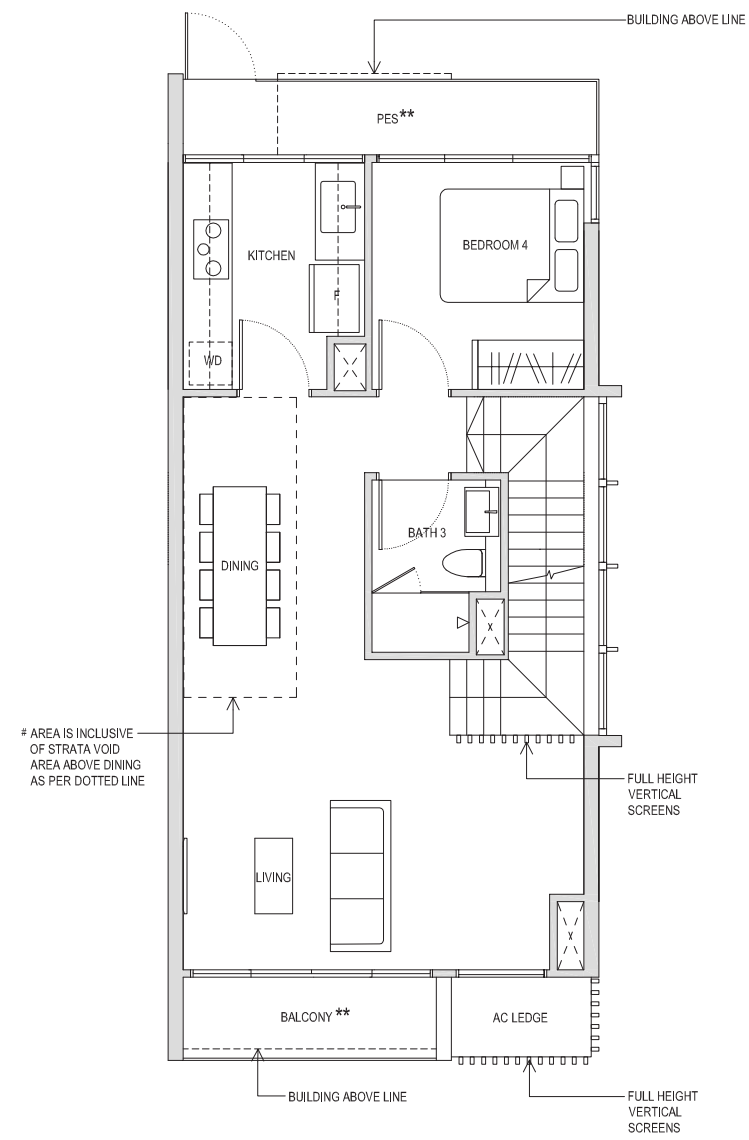
216sqm / 2325sqft*

House No 16A

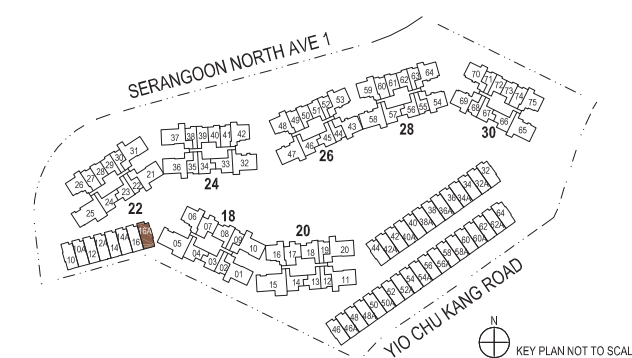
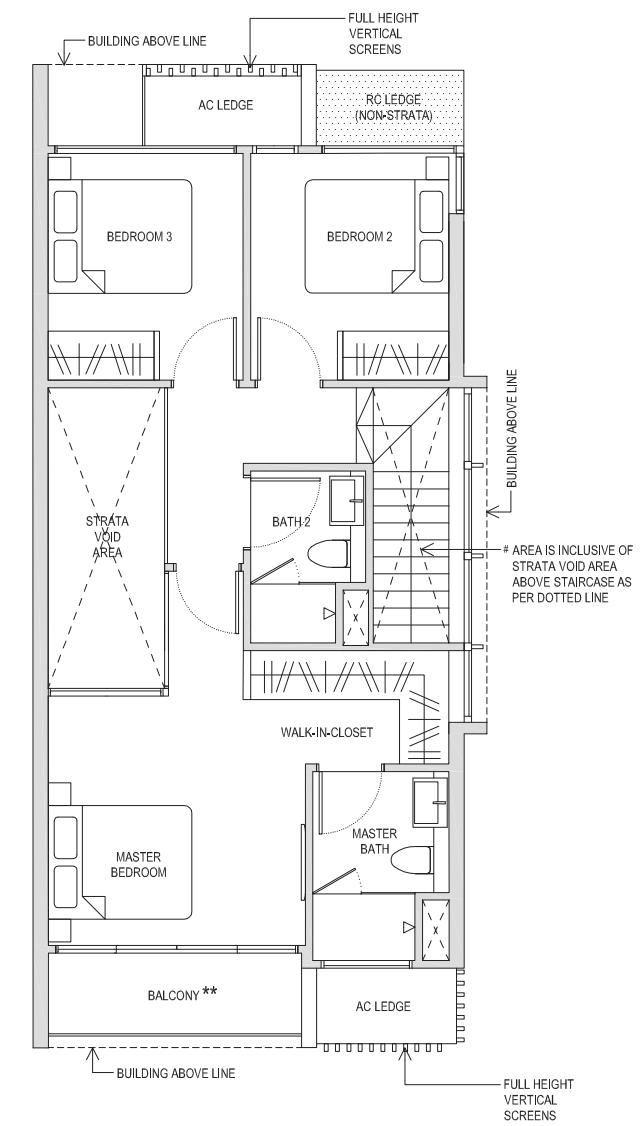
BASEMENT 1



1ST STOREY



2ND STOREY



** The PES / balcony shall not be enclosed. Only URA approved balcony screens are to be used. For an illustration of the approved balcony screen, please refer to the diagram annexed hereto as "Annexure 1".

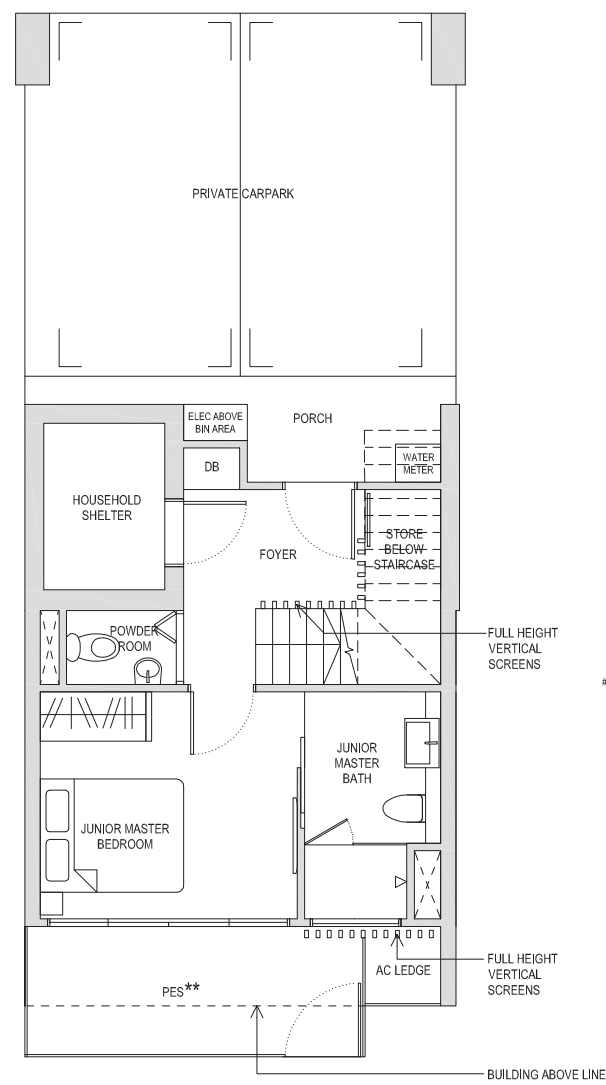
Areas include AC Ledge, Balcony, PES and Strata Void Area (where applicable). Orientations and Facings will differ depending on the unit you are purchasing, please refer to the key plan. Plans are not drawn to scale and subject to change as may be required or approved by the relevant authorities. All areas are estimates only and are subject to final survey.

Strata Terrace House Five-Bedroom Type SL2A(a)

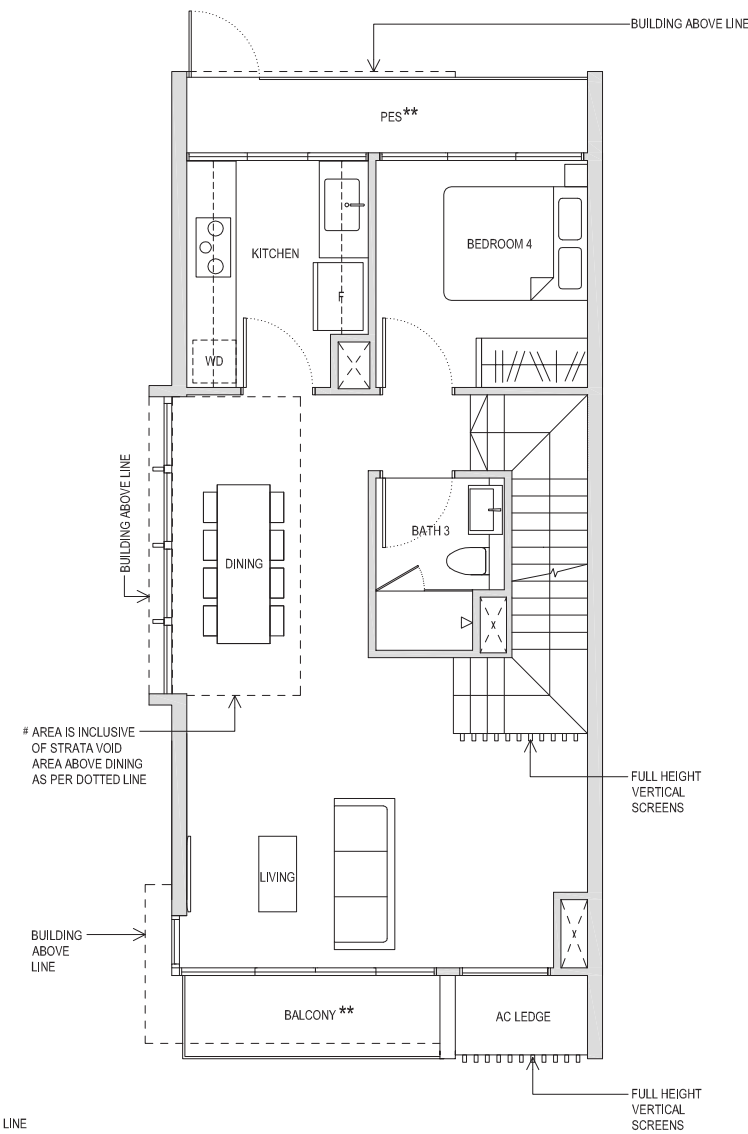
219sqm / 2357sqft *

House No 46

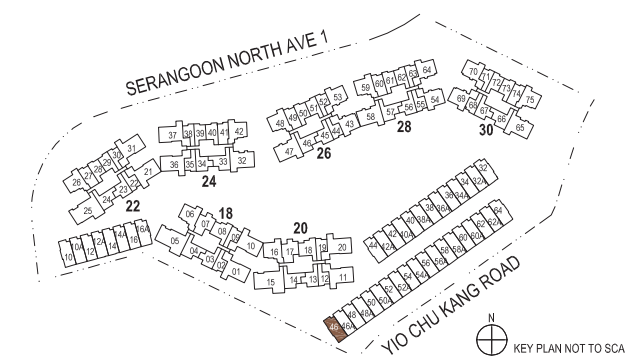
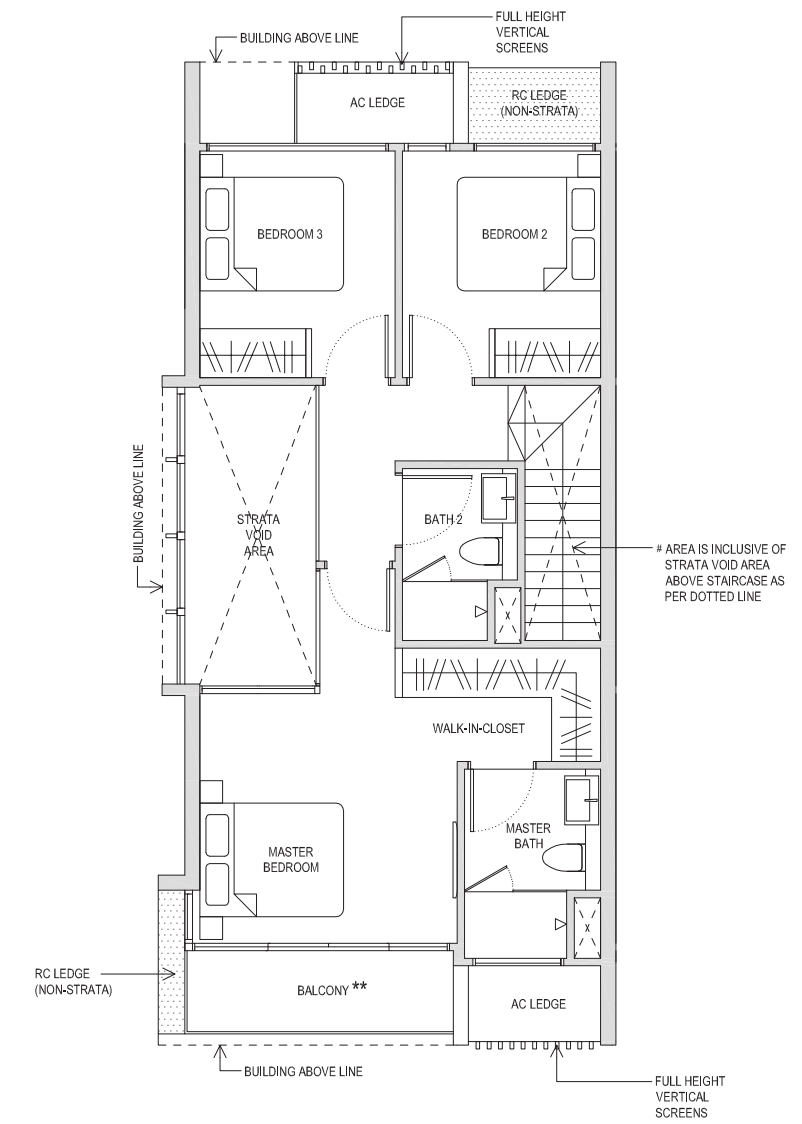
BASEMENT 1



1ST STOREY



2ND STOREY



** The PES / balcony shall not be enclosed. Only URA approved balcony screens are to be used. For an illustration of the approved balcony screen, please refer to the diagram annexed hereto as "Annexure 1".

Areas include AC Ledge, Balcony, PES and Strata Void Area (where applicable). Orientations and Facings will differ depending on the unit you are purchasing, please refer to the key plan. Plans are not drawn to scale and subject to change as may be required or approved by the relevant authorities. All areas are estimates only and are subject to final survey.

Strata Terrace House Five-Bedroom Type SL2A

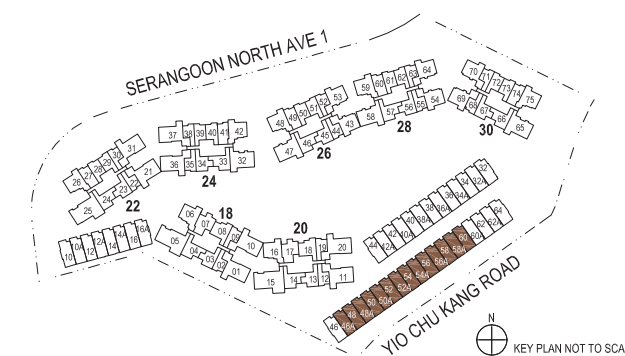
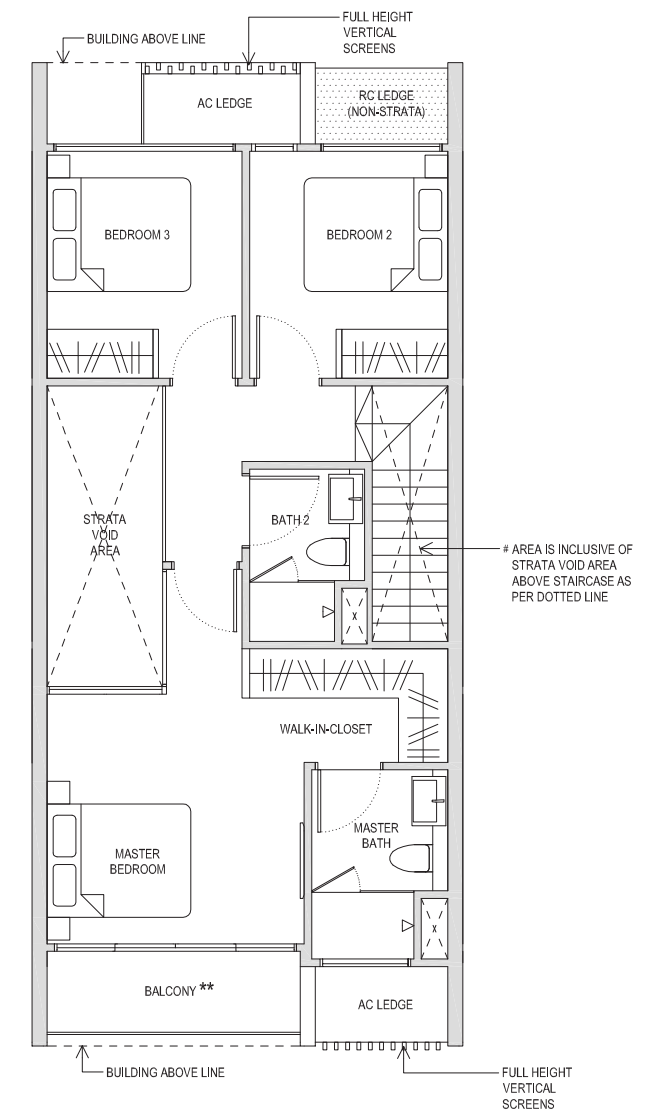
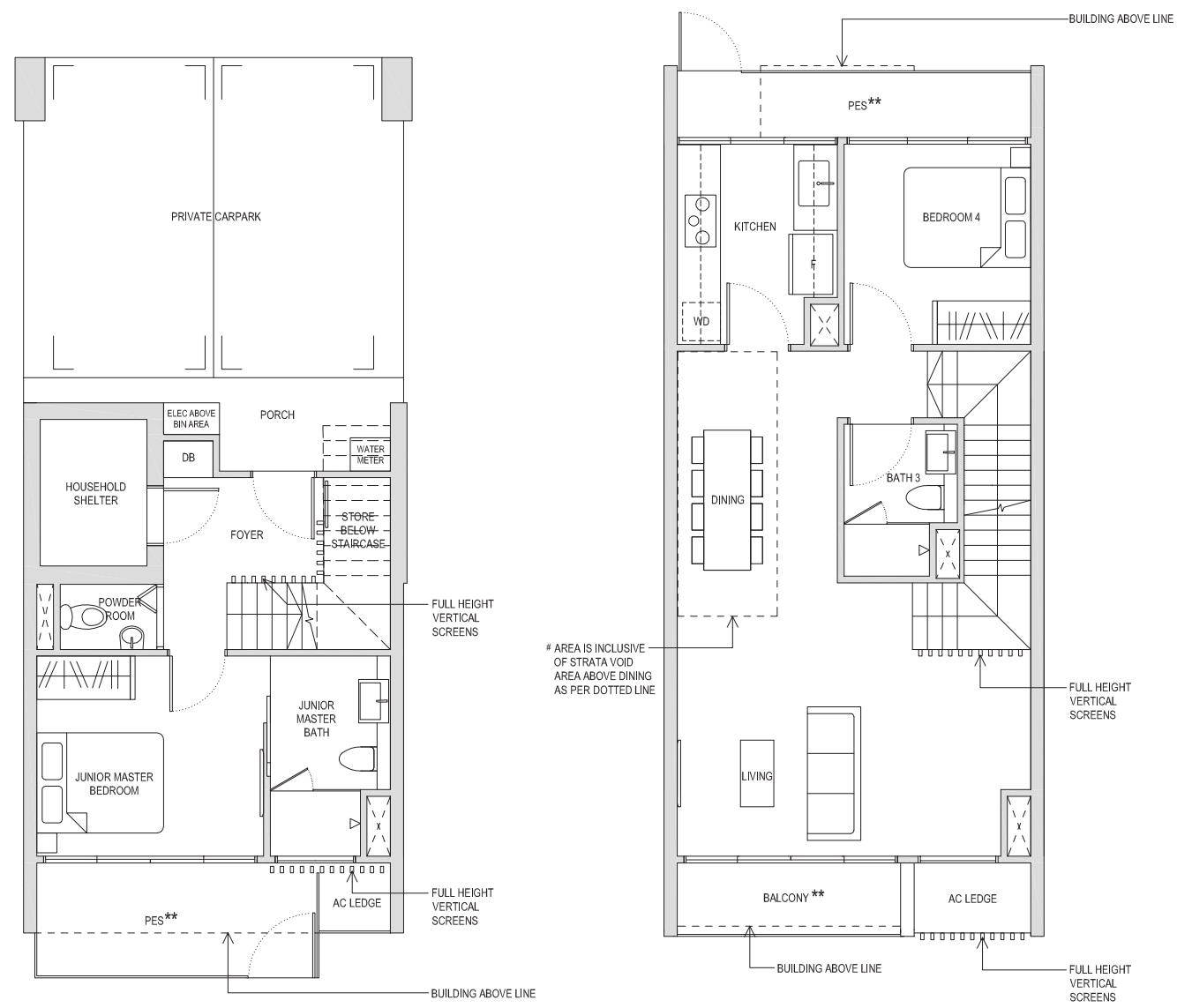
217sqm / 2336sqft *

House No 46A	House No 54
House No 48	House No 54A
House No 48A	House No 56
House No 50	House No 56A
House No 50A	House No 58
House No 52	House No 58A
House No 52A	House No 60

BASEMENT 1

1ST STOREY

2ND STOREY



** The PES / balcony shall not be enclosed. Only URA approved balcony screens are to be used. For an illustration of the approved balcony screen, please refer to the diagram annexed hereto as "Annexure 1".

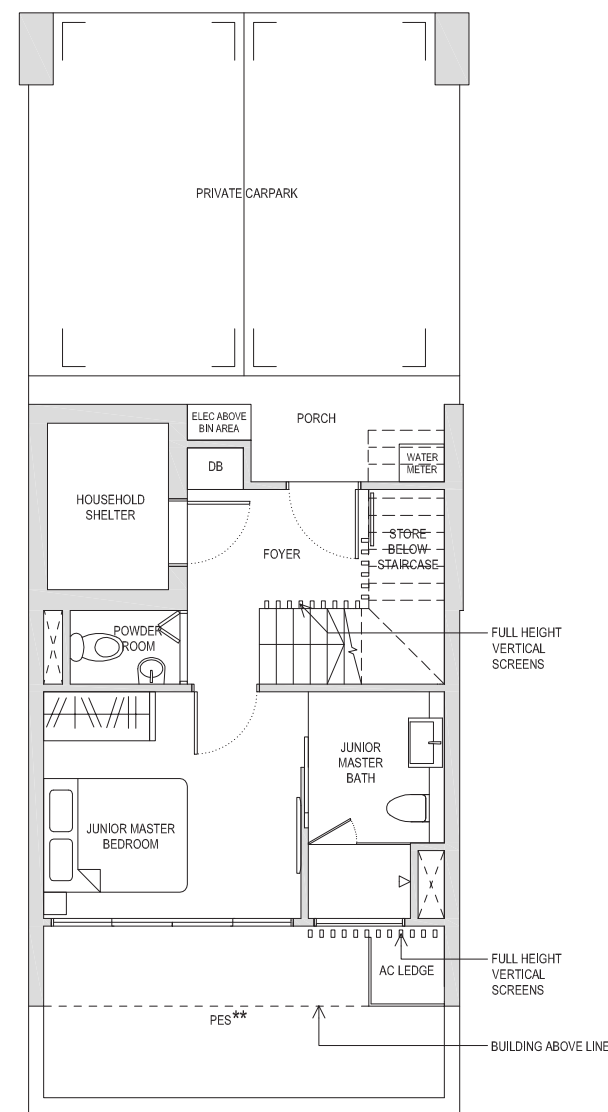
Areas include AC Ledge, Balcony, PES and Strata Void Area (where applicable). Orientations and Facings will differ depending on the unit you are purchasing, please refer to the key plan. Plans are not drawn to scale and subject to change as may be required or approved by the relevant authorities. All areas are estimates only and are subject to final survey.

Strata Terrace House Five-Bedroom Type SL2A(b)

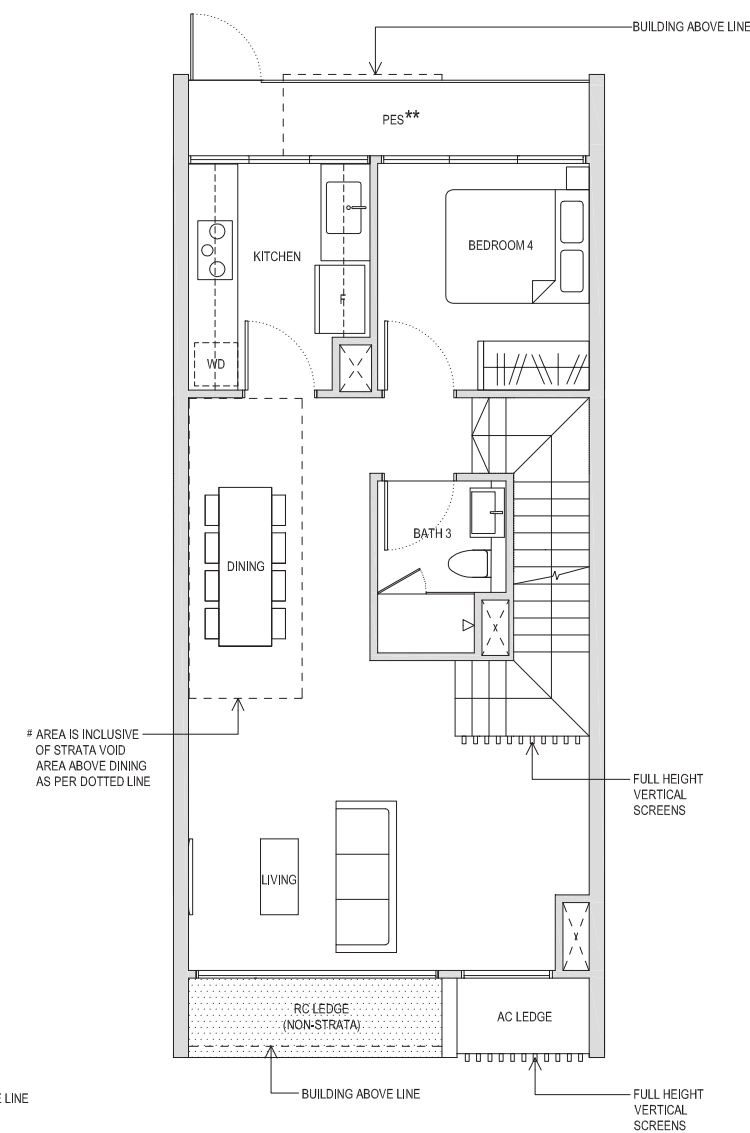
217sqm / 2336sqft *

House No 60A
House No 62
House No 62A

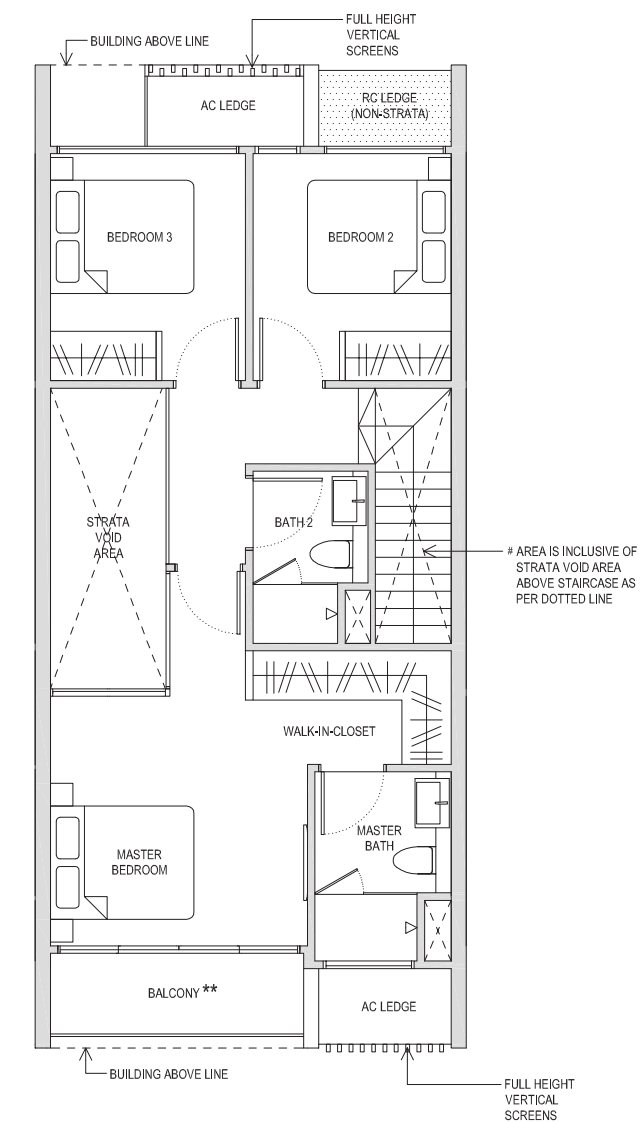
BASEMENT 1



1ST STOREY

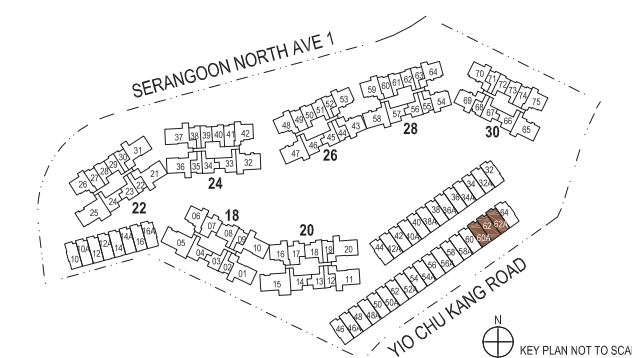


2ND STOREY



** The PES / balcony shall not be enclosed. Only URA approved balcony screens are to be used. For an illustration of the approved balcony screen, please refer to the diagram annexed hereto as "Annexure 1".

Areas include AC Ledge, Balcony, PES and Strata Void Area (where applicable). Orientations and Facings will differ depending on the unit you are purchasing, please refer to the key plan. Plans are not drawn to scale and subject to change as may be required or approved by the relevant authorities. All areas are estimates only and are subject to final survey.

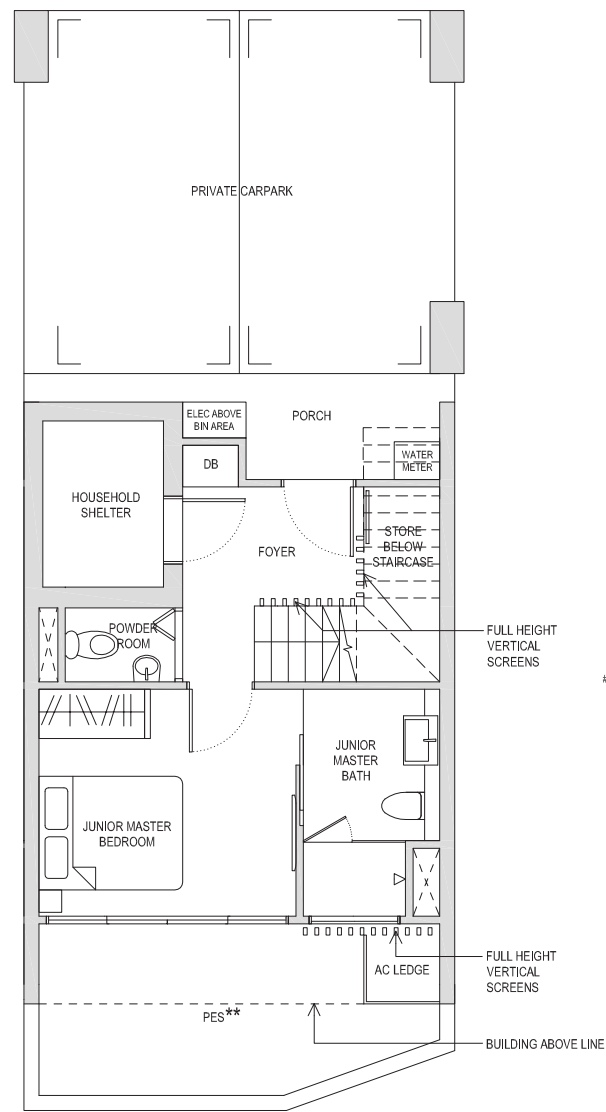


Strata Terrace House Five-Bedroom Type SL2A(c)

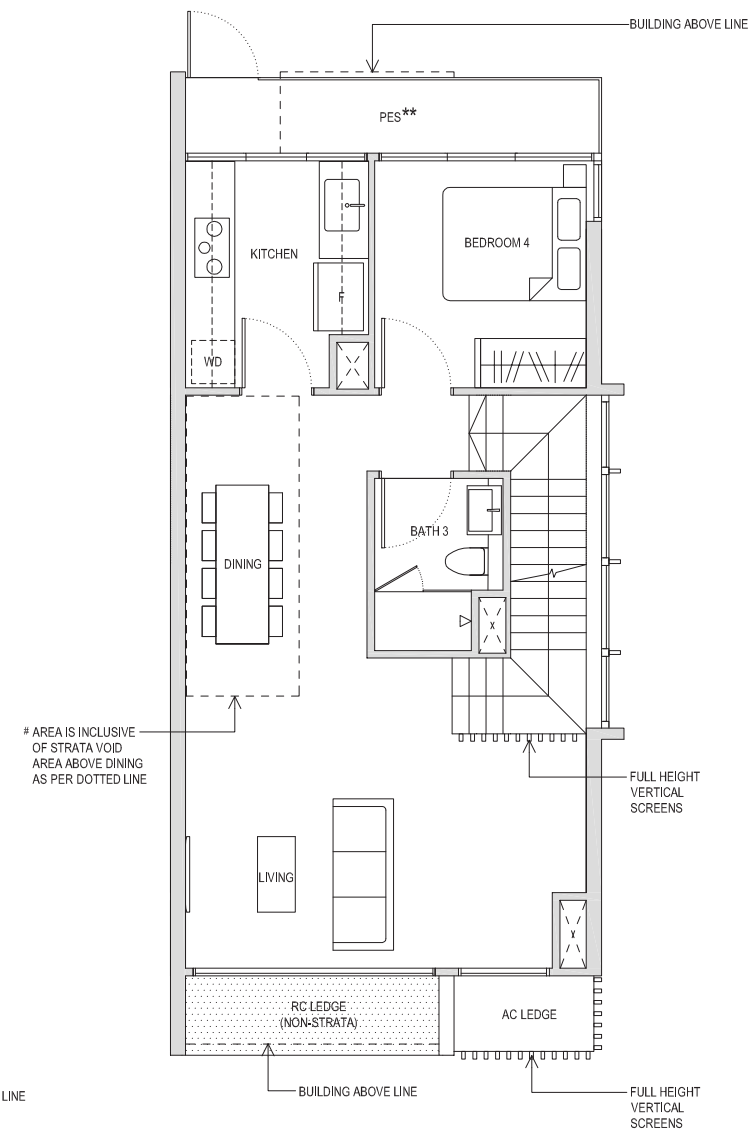
218sqm / 2347sqft *

House No 64

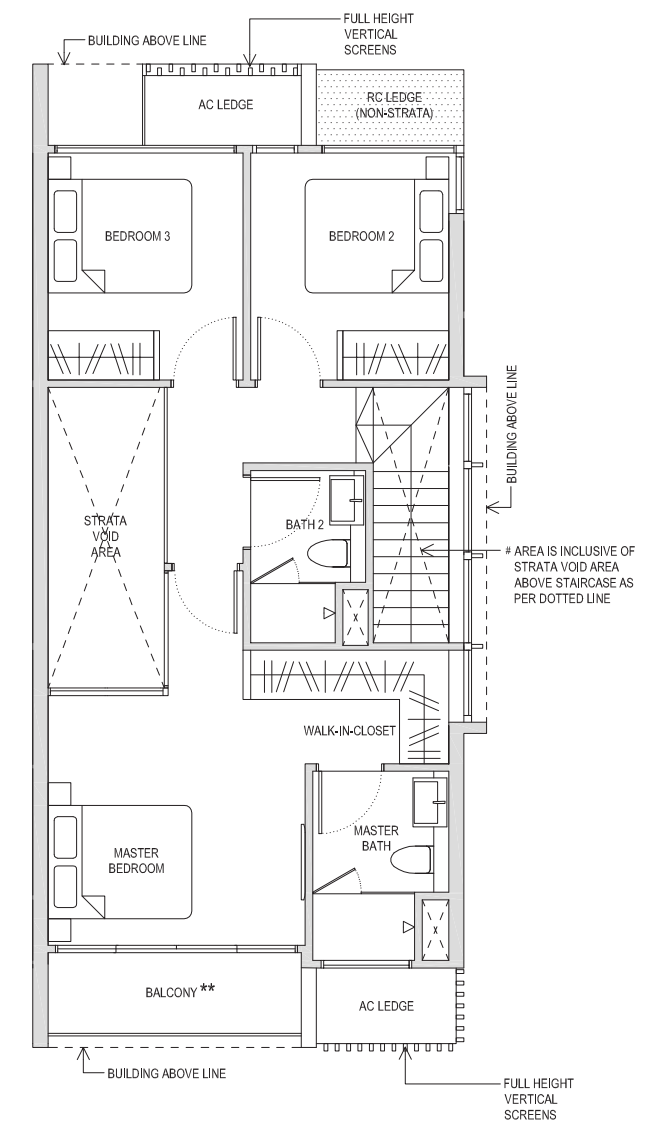
BASEMENT 1



1ST STOREY

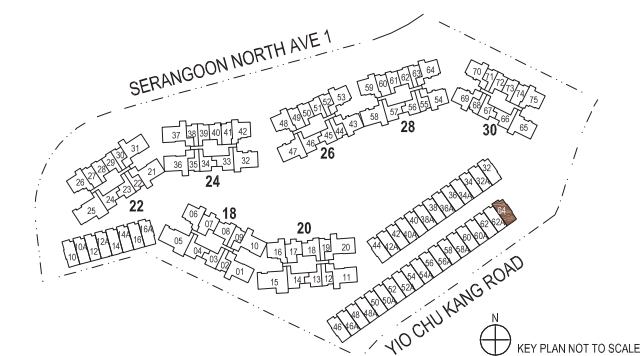


2ND STOREY



** The PES / balcony shall not be enclosed. Only URA approved balcony screens are to be used. For an illustration of the approved balcony screen, please refer to the diagram annexed hereto as "Annexure 1".

Areas include AC Ledge, Balcony, PES and Strata Void Area (where applicable). Orientations and Facings will differ depending on the unit you are purchasing, please refer to the key plan. Plans are not drawn to scale and subject to change as may be required or approved by the relevant authorities. All areas are estimates only and are subject to final survey.



Approved Typical Balcony / PES Screen Design

BALCONY / PES SCREENS ARE NOT PROVIDED BY THE DEVELOPER. BUYER MAY INSTALL SCREENS THAT ARE IN ACCORDANCE WITH THE URA APPROVED DESIGN AS SHOWN IN THE ILLUSTRATION BELOW.

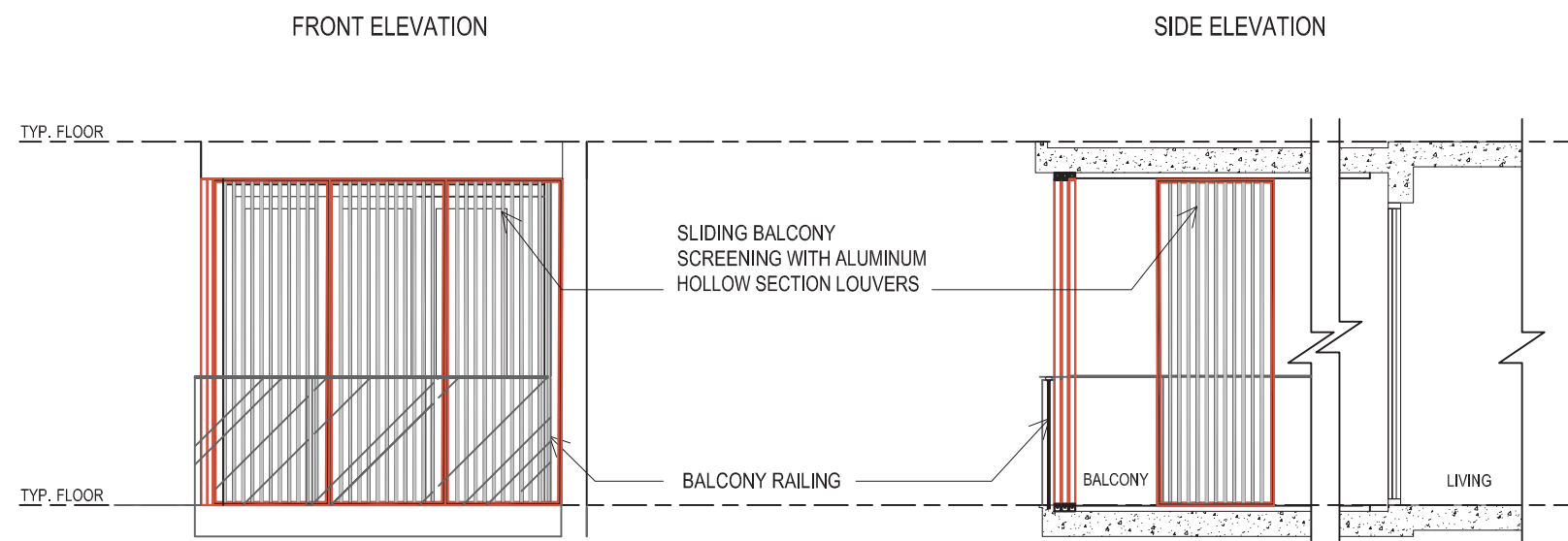


ILLUSTRATION OF TYPICAL BALCONY SCREEN APPROVED BY URA

liveataffinity.sg

Jointly developed by



Developer: Oxley Serangoon Pte. Ltd. • Company Registration: 201720915D • Developer License: C1256 • Lot No/Mukim: Lot 10733V Mukim 18 • Tenure of Land: 99 years leasehold from 18 May 2018 • Encumbrances: Mortgage in favour of Malayan Banking Berhad • Expected Date of Vacant Possession: 31 December 2024 • Expected Date of Legal Completion: 31 December 2027

While reasonable care has been taken in the preparation of this brochure, the developer cannot be held responsible for any inaccuracies or omissions. The statements, information and depictions shall not be regarded or relied upon as statements or representations of facts, and are subject to such changes as may be required by the developer or the relevant authorities, and cannot form part of an offer or contract. Visual representations, models, showflat, illustrations, photographs, pictures, drawings, displays and art renderings are artist's impressions only (which serve only to give an approximate idea of the project), and cannot be regarded as representation of facts. All plans and layouts are not to scale and are subject to change/amendments as may be directed or approved by the relevant authorities. The floor areas indicated in the brochure are approximate measurements only and are subject to final survey. The information included in this brochure is accurate as at the time of printing and there may be changes subsequently as may be required by the architects and relevant authorities. For the avoidance of any doubt, the information herein shall not form part of the Option or Sales and Purchase Agreement governing the terms and conditions of the sale and purchase of the unit.