




VICTORIA PARK VILLAS
THE CROWN OF DISTRICT 10



A FLAGSHIP LANDED DEVELOPMENT BY CAPITALAND



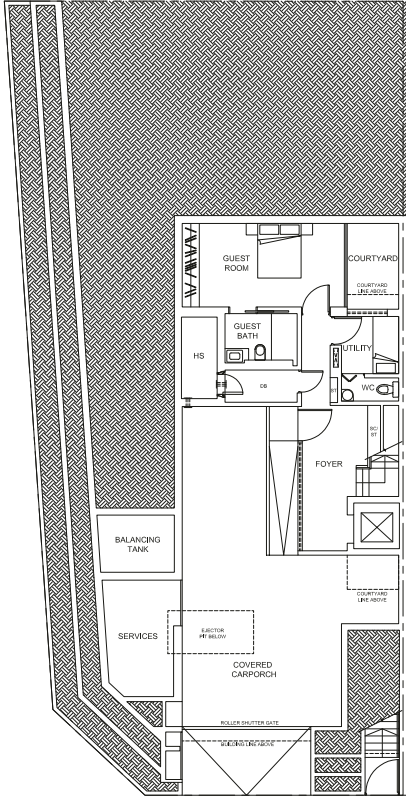
Where we go in life,
is where we stay in life.

1, VICTORIA PARK GROVE
TYPE B4

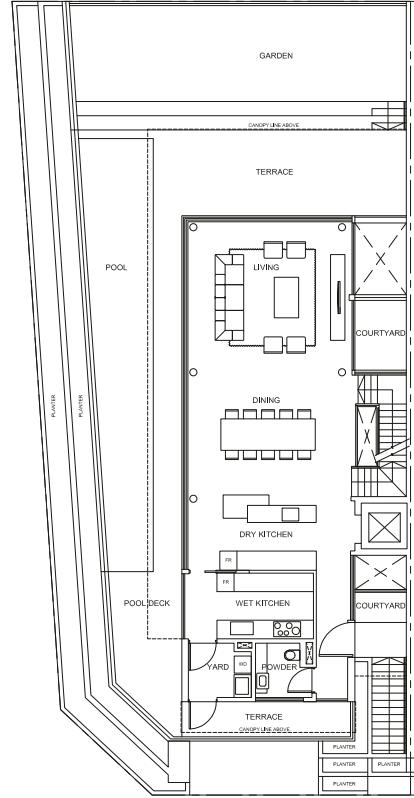
LAND AREA
356.3 SQM / 3,835.2 SQFT

FLOOR AREA
618 SQM / 6,652 SQFT

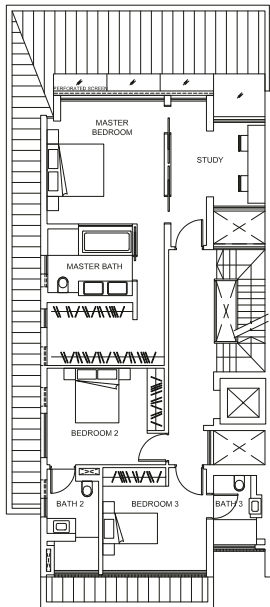
BASEMENT



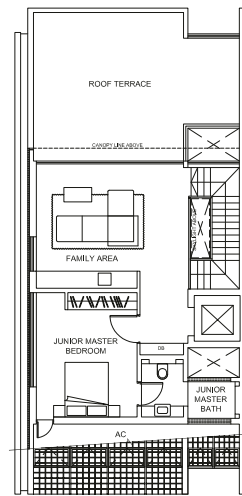
FIRST STOREY



SECOND STOREY



ATTIC



0 1m 2m 5m

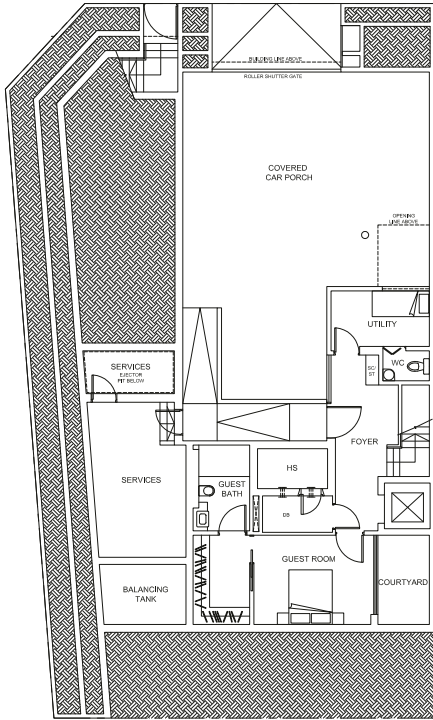
PLEASE NOTE THAT THIS FLOOR PLAN IS SUBJECT TO CHANGES THAT MAY BE REQUIRED BY THE RELEVANT AUTHORITIES. AS SUCH, THE DEVELOPER WILL NOT BE LIABLE FOR ANY CLAIMS, LOSSES, EXPENSES OF WHATEVER NATURE THAT MAY BE SUFFERED BY THE PURCHASER'S RELIANCE ON THE SAID PLAN IN THE EVENT THE PLAN IS REQUIRED TO BE CHANGED BY THE RELEVANT AUTHORITIES; AND THE PURCHASER IS ADVISED TO TAKE ON SITE MEASUREMENT(S) OF THE UNIT BEFORE COMMITTING TO ANY RENOVATION WORK(S) OR TO INSTALLATION OR PURCHASE OF ANY FURNITURE AND FURNISHING WHATSOEVER.

2, VICTORIA PARK GROVE
TYPE B5

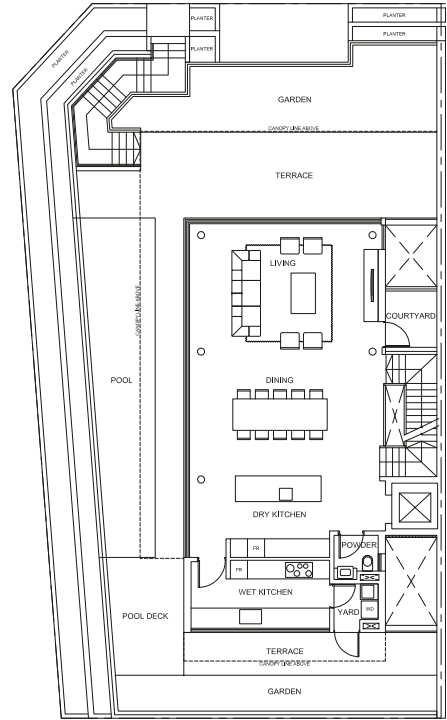
LAND AREA
351.8 SQM / 3,786.7 SQFT

FLOOR AREA
645 SQM / 6,943 SQFT

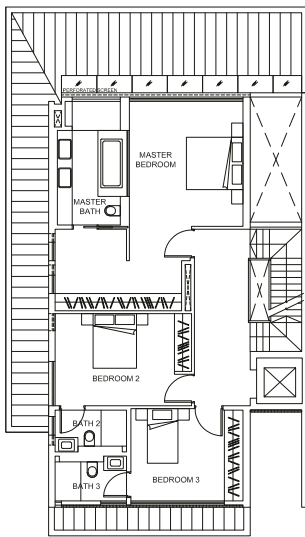
BASEMENT



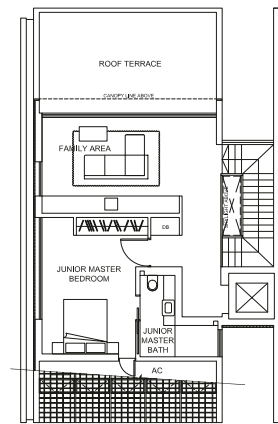
FIRST STOREY



SECOND STOREY



ATTIC

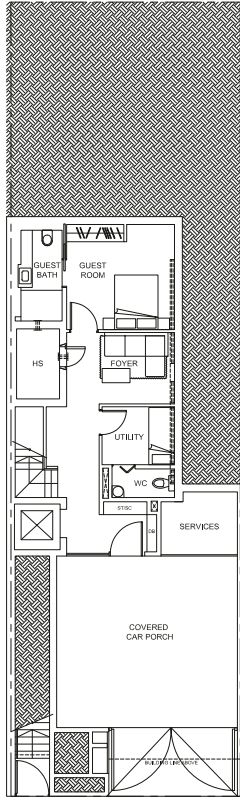


3, VICTORIA PARK GROVE
TYPE B3

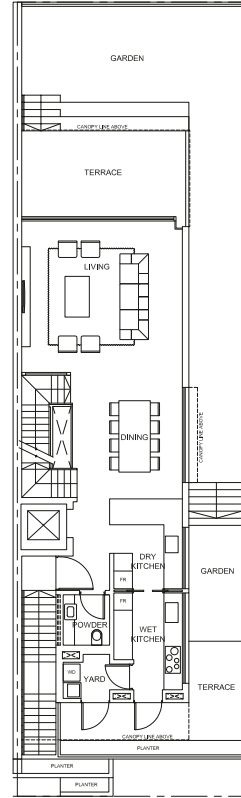
LAND AREA
222.1 SQM / 2,390.7 SQFT

FLOOR AREA
420 SQM / 4,521 SQFT

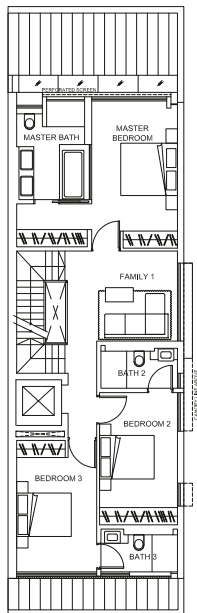
BASEMENT



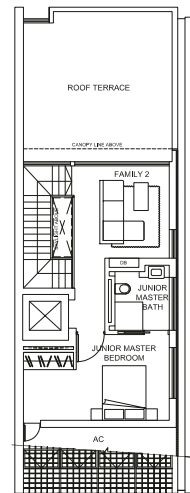
FIRST STOREY



SECOND STOREY



ATTIC

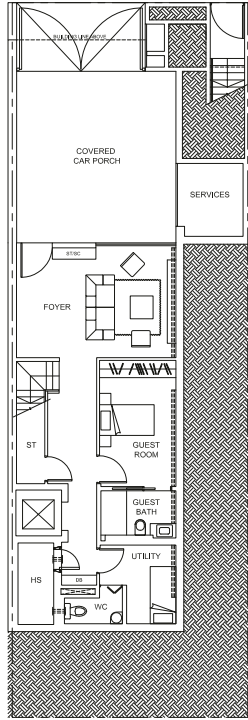


4, VICTORIA PARK GROVE
TYPE B1

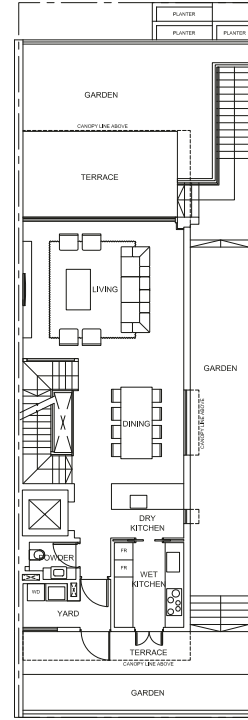
LAND AREA
205.6 SQM / 2.213.1 SQFT

FLOOR AREA
389 SQM / 4.187 SQFT

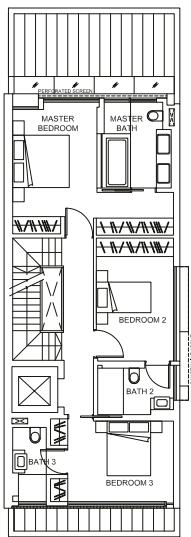
BASEMENT



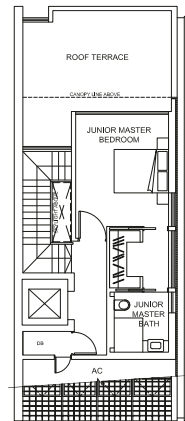
FIRST STOREY



SECOND STOREY



ATTIC

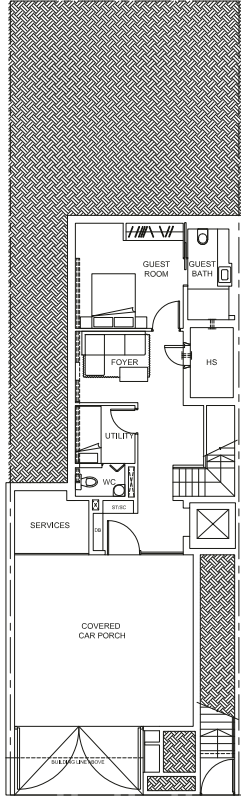


5, VICTORIA PARK GROVE
TYPE B3a

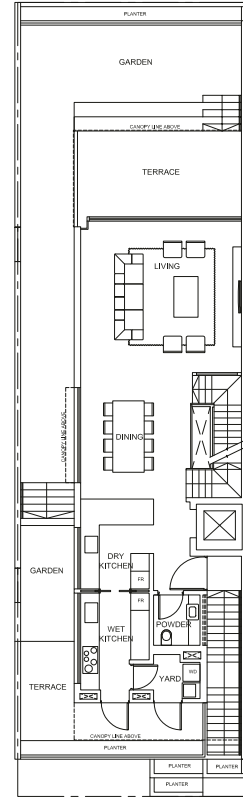
LAND AREA
222.1 SQM / 2,390.7 SQFT

FLOOR AREA
420 SQM / 4,521 SQFT

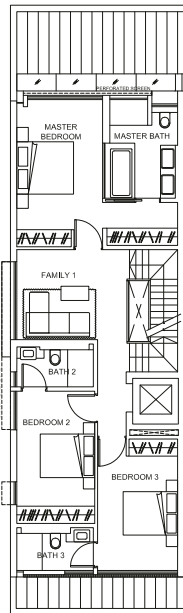
BASEMENT



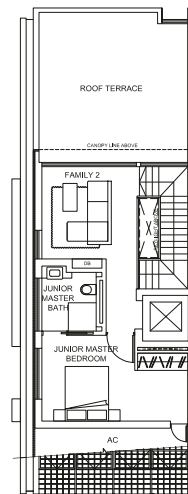
FIRST STOREY



SECOND STOREY



ATTIC



0 1m 2m 5m

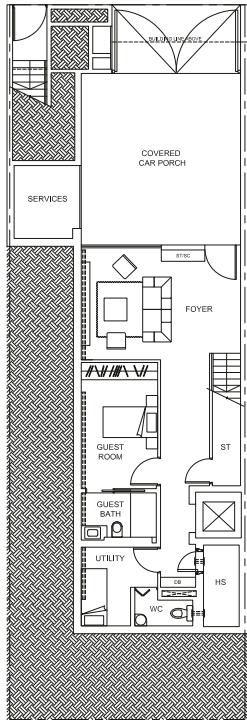
PLEASE NOTE THAT THIS FLOOR PLAN IS SUBJECT TO CHANGES THAT MAY BE REQUIRED BY THE RELEVANT AUTHORITIES. AS SUCH, THE DEVELOPER WILL NOT BE LIABLE FOR ANY CLAIMS, LOSSES, EXPENSES OF WHATEVER NATURE THAT MAY BE SUFFERED BY THE PURCHASER'S RELIANCE ON THE SAID PLAN IN THE EVENT THE PLAN IS REQUIRED TO BE CHANGED BY THE RELEVANT AUTHORITIES; AND THE PURCHASER IS ADVISED TO TAKE ON-SITE MEASUREMENT(S) OF THE UNIT BEFORE COMMITTING TO ANY RENOVATION WORK(S) OR TO INSTALLATION OR PURCHASE OF ANY FURNITURE AND FURNISHING WHATSOEVER.

6, VICTORIA PARK GROVE
TYPE B1a

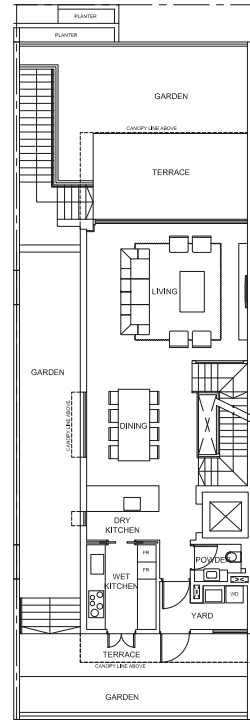
LAND AREA
205.7 SQM / 2,214.1 SQFT

FLOOR AREA
389 SQM / 4,187 SQFT

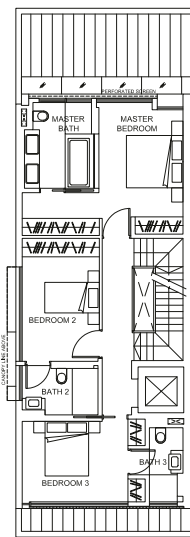
BASEMENT



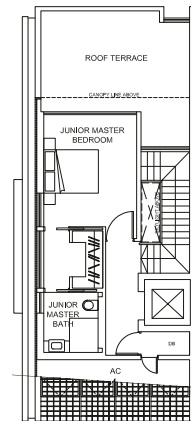
FIRST STOREY



SECOND STOREY



ATTIC



0 1m 2m 5m

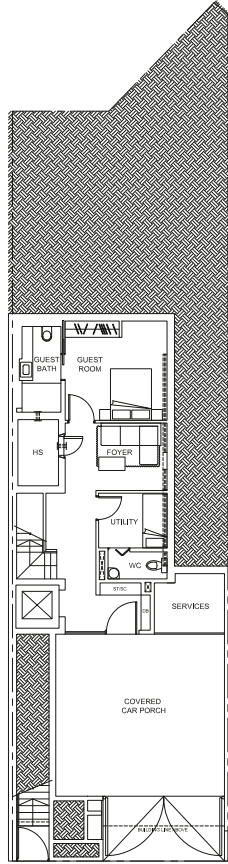
PLEASE NOTE THAT THIS FLOOR PLAN IS SUBJECT TO CHANGES THAT MAY BE REQUIRED BY THE RELEVANT AUTHORITIES. AS SUCH, THE DEVELOPER WILL NOT BE LIABLE FOR ANY CLAIMS, LOSSES, EXPENSES OF WHATEVER NATURE THAT MAY BE SUFFERED BY THE PURCHASER'S RELIANCE ON THE SAID PLAN IN THE EVENT THE PLAN IS REQUIRED TO BE CHANGED BY THE RELEVANT AUTHORITIES; AND THE PURCHASER IS ADVISED TO TAKE ON SITE MEASUREMENT(S) OF THE UNIT BEFORE COMMITTING TO ANY RENOVATION WORK(S) OR TO INSTALLATION OR PURCHASE OF ANY FURNITURE AND FURNISHING WHATSOEVER.

7, VICTORIA PARK GROVE
TYPE B3

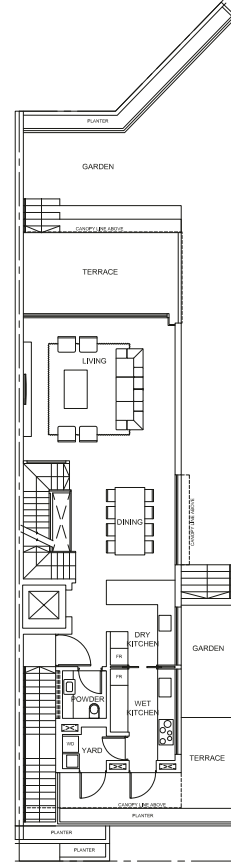
LAND AREA
232.3 SQM / 2,500.5 SQFT

FLOOR AREA
420 SQM / 4,521 SQFT

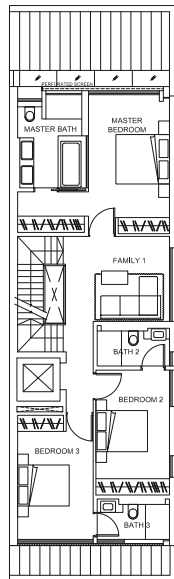
BASEMENT



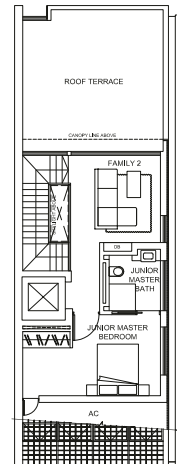
FIRST STOREY



SECOND STOREY

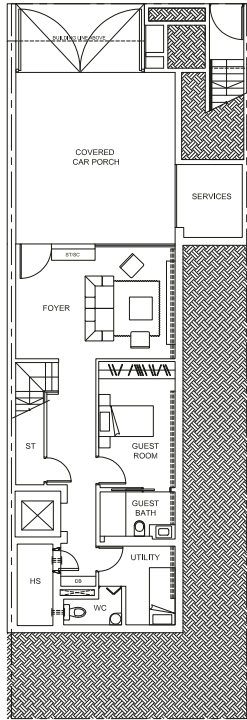


ATTIC

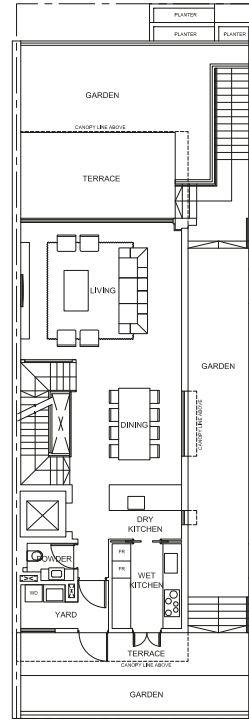


PLEASE NOTE THAT THIS FLOOR PLAN IS SUBJECT TO CHANGES THAT MAY BE REQUIRED BY THE RELEVANT AUTHORITIES. AS SUCH, THE DEVELOPER WILL NOT BE LIABLE FOR ANY CLAIMS, LOSSES, EXPENSES OF WHATEVER NATURE THAT MAY BE SUFFERED BY THE PURCHASER'S RELIANCE ON THE SAID PLAN IN THE EVENT THE PLAN IS REQUIRED TO BE CHANGED BY THE RELEVANT AUTHORITIES; AND THE PURCHASER IS ADVISED TO TAKE ON-SITE MEASUREMENTS OF THE UNIT BEFORE COMMITTING TO ANY RENOVATION WORKS OR TO INSTALLATION OR PURCHASE OF ANY FURNITURE AND FURNISHING WHATSOEVER.

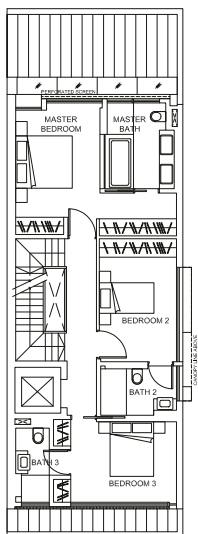
BASEMENT



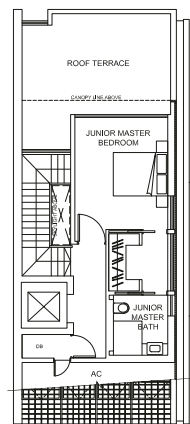
FIRST STOREY



SECOND STOREY



ATTIC

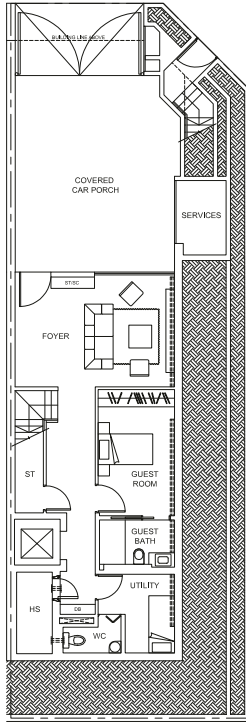


9, VICTORIA PARK GROVE
TYPE B1c

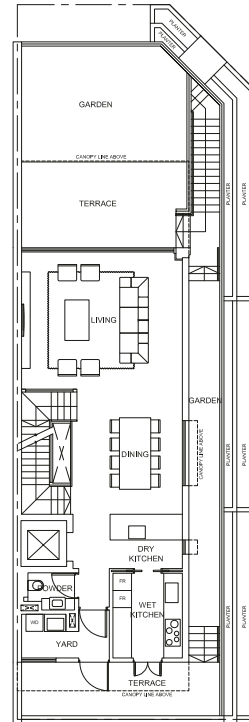
LAND AREA
203.8 SQM / 2,193.7 SQFT

FLOOR AREA
392 SQM / 4,219 SQFT

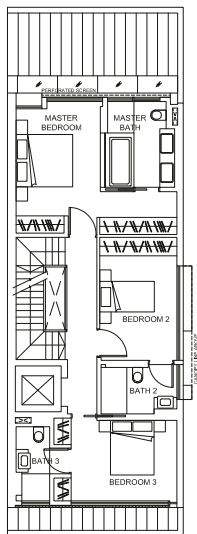
BASEMENT



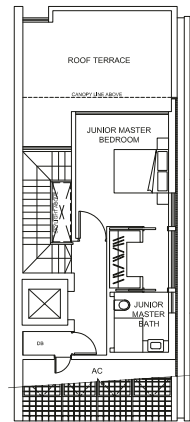
FIRST STOREY



SECOND STOREY



ATTIC



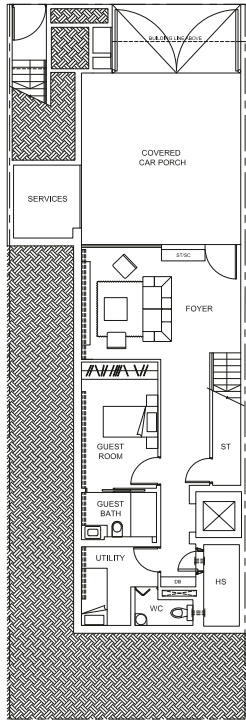
PLEASE NOTE THAT THIS FLOOR PLAN IS SUBJECT TO CHANGES THAT MAY BE REQUIRED BY THE RELEVANT AUTHORITIES. AS SUCH, THE DEVELOPER WILL NOT BE LIABLE FOR ANY CLAIMS, LOSSES, EXPENSES OF WHATEVER NATURE THAT MAY BE SUFFERED BY THE PURCHASER'S RELIANCE ON THE SAID PLAN IN THE EVENT THE PLAN IS REQUIRED TO BE CHANGED BY THE RELEVANT AUTHORITIES; AND THE PURCHASER IS ADVISED TO TAKE ON SITE MEASUREMENT(S) OF THE UNIT BEFORE COMMITTING TO ANY RENOVATION WORK(S) OR TO INSTALLATION OR PURCHASE OF ANY FURNITURE AND FURNISHING WHATSOEVER.

10, VICTORIA PARK GROVE
TYPE B1a

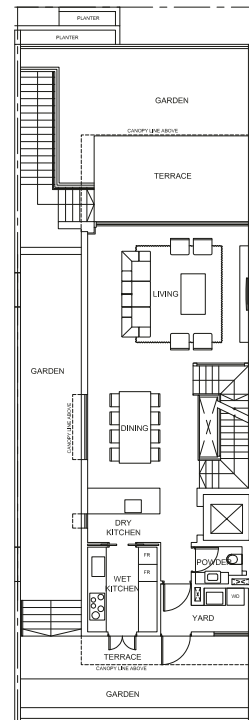
LAND AREA
206.3 SQM / 2,220.6 SQFT

FLOOR AREA
389 SQM / 4,187 SQFT

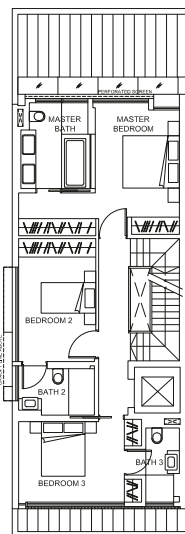
BASEMENT



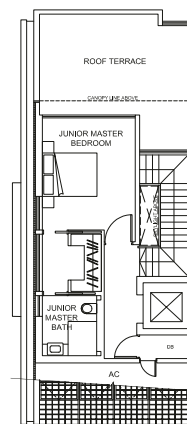
FIRST STOREY



SECOND STOREY



ATTIC



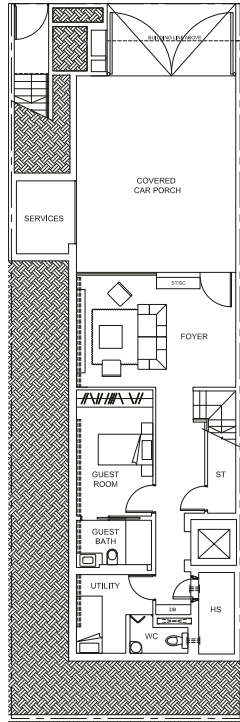
PLEASE NOTE THAT THIS FLOOR PLAN IS SUBJECT TO CHANGES THAT MAY BE REQUIRED BY THE RELEVANT AUTHORITIES. AS SUCH, THE DEVELOPER WILL NOT BE LIABLE FOR ANY CLAIMS, LOSSES, EXPENSES OF WHATEVER NATURE THAT MAY BE SUFFERED BY THE PURCHASER'S RELIANCE ON THE SAID PLAN IN THE EVENT THE PLAN IS REQUIRED TO BE CHANGED BY THE RELEVANT AUTHORITIES; AND THE PURCHASER IS ADVISED TO TAKE ON-SITE MEASUREMENTS OF THE UNIT BEFORE COMMITTING TO ANY RENOVATION WORKS OR TO INSTALLATION OR PURCHASE OF ANY FURNITURE AND FURNISHING WHATSOEVER.

11, VICTORIA PARK GROVE
TYPE B1

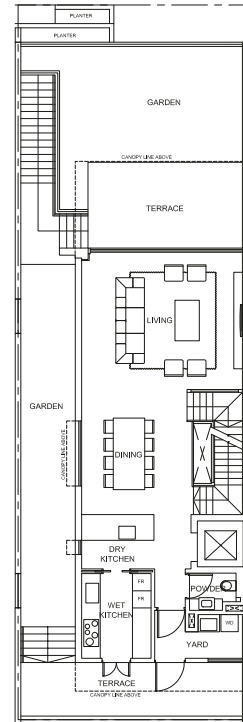
LAND AREA
200.0 SQM / 2,152.8 SQFT

FLOOR AREA
389 SQM / 4,187 SQFT

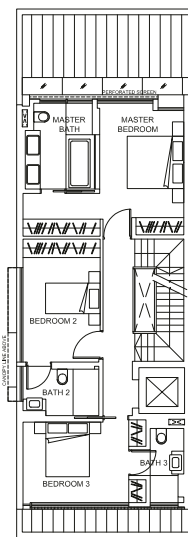
BASEMENT



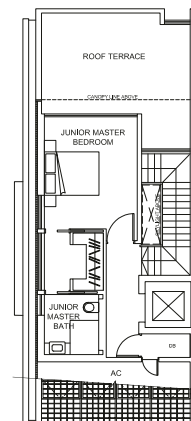
FIRST STOREY



SECOND STOREY



ATTIC



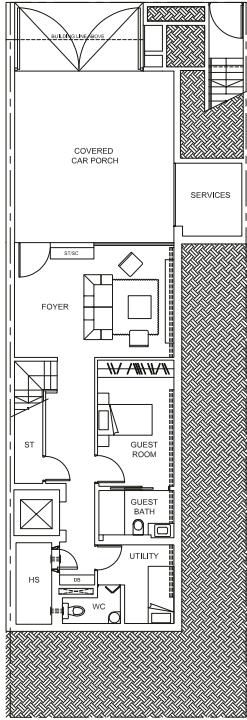
PLEASE NOTE THAT THIS FLOOR PLAN IS SUBJECT TO CHANGES THAT MAY BE REQUIRED BY THE RELEVANT AUTHORITIES. AS SUCH, THE DEVELOPER WILL NOT BE LIABLE FOR ANY CLAIMS, LOSSES, EXPENSES OF WHATEVER NATURE THAT MAY BE SUFFERED BY THE PURCHASER'S RELIANCE ON THE SAID PLAN IN THE EVENT THE PLAN IS REQUIRED TO BE CHANGED BY THE RELEVANT AUTHORITIES; AND THE PURCHASER IS ADVISED TO TAKE ON SITE MEASUREMENT(S) OF THE UNIT BEFORE COMMITTING TO ANY RENOVATION WORK(S) OR TO INSTALLATION OR PURCHASE OF ANY FURNITURE AND FURNISHING WHATSOEVER.

12, VICTORIA PARK GROVE
TYPE B1

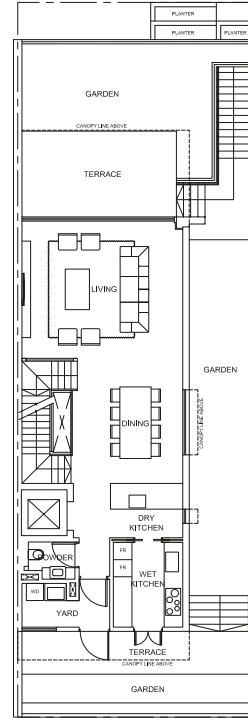
LAND AREA
206.3 SQM / 2,220.6 SQFT

FLOOR AREA
389 SQM / 4,187 SQFT

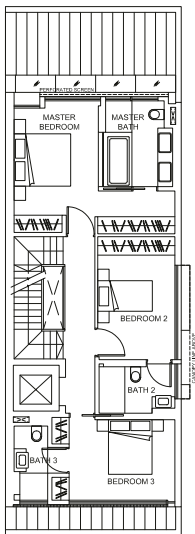
BASEMENT



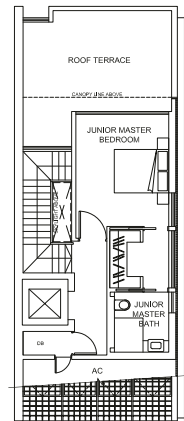
FIRST STOREY



SECOND STOREY



ATTIC



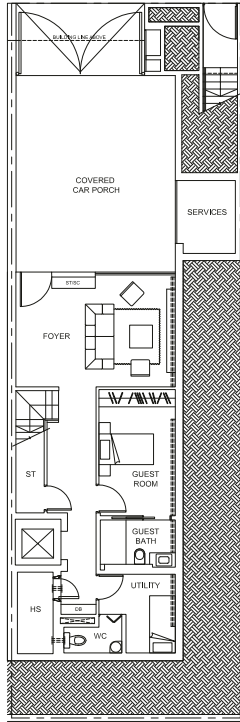
PLEASE NOTE THAT THIS FLOOR PLAN IS SUBJECT TO CHANGES THAT MAY BE REQUIRED BY THE RELEVANT AUTHORITIES. AS SUCH, THE DEVELOPER WILL NOT BE LIABLE FOR ANY CLAIMS, LOSSES, EXPENSES OF WHATEVER NATURE THAT MAY BE SUFFERED BY THE PURCHASER'S RELIANCE ON THE SAID PLAN IN THE EVENT THE PLAN IS REQUIRED TO BE CHANGED BY THE RELEVANT AUTHORITIES; AND THE PURCHASER IS ADVISED TO TAKE ON SITE MEASUREMENT(S) OF THE UNIT BEFORE COMMITTING TO ANY RENOVATION WORK(S) OR TO INSTALLATION OR PURCHASE OF ANY FURNITURE AND FURNISHING WHATSOEVER.

13, VICTORIA PARK GROVE
TYPE B1

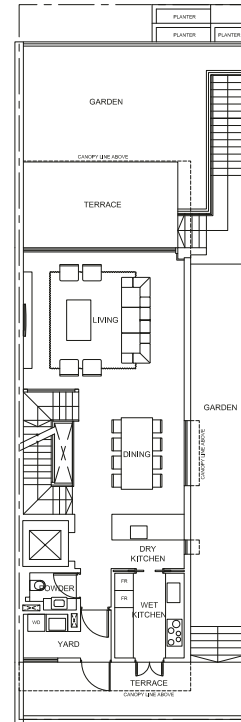
LAND AREA
200.0 SQM / 2,152.8 SQFT

FLOOR AREA
389 SQM / 4,187 SQFT

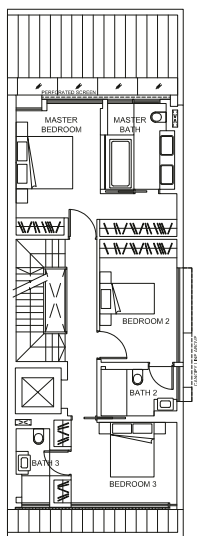
BASEMENT



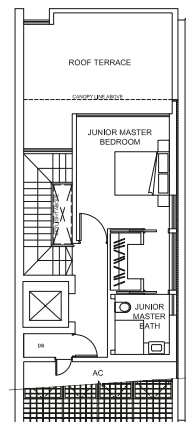
FIRST STOREY



SECOND STOREY



ATTIC



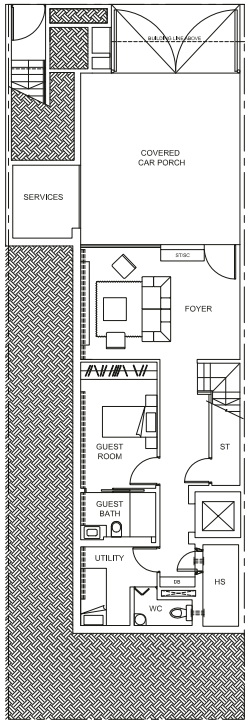
PLEASE NOTE THAT THIS FLOOR PLAN IS SUBJECT TO CHANGES THAT MAY BE REQUIRED BY THE RELEVANT AUTHORITIES. AS SUCH, THE DEVELOPER WILL NOT BE LIABLE FOR ANY CLAIMS, LOSSES, EXPENSES OF WHATEVER NATURE THAT MAY BE SUFFERED BY THE PURCHASER'S RELIANCE ON THE SAID PLAN IN THE EVENT THE PLAN IS REQUIRED TO BE CHANGED BY THE RELEVANT AUTHORITIES; AND THE PURCHASER IS ADVISED TO TAKE ON SITE MEASUREMENT(S) OF THE UNIT BEFORE COMMITTING TO ANY RENOVATION WORK(S) OR TO INSTALLATION OR PURCHASE OF ANY FURNITURE AND FURNISHING WHATSOEVER.

14, VICTORIA PARK GROVE
TYPE B1

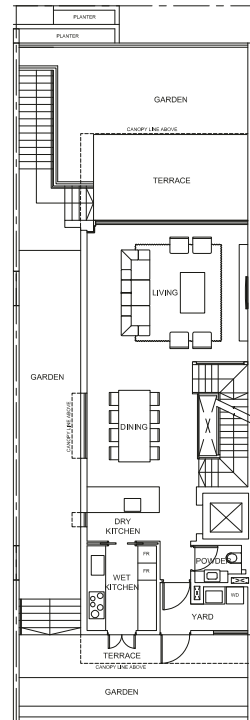
LAND AREA
206.3 SQM / 2,220.6 SQFT

FLOOR AREA
389 SQM / 4,187 SQFT

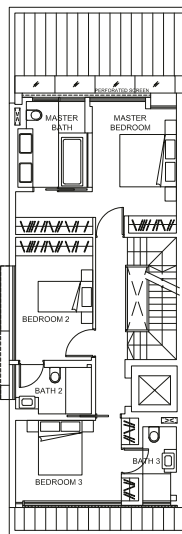
BASEMENT



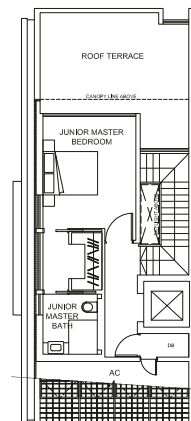
FIRST STOREY



SECOND STOREY



ATTIC



0 1m 2m 5m

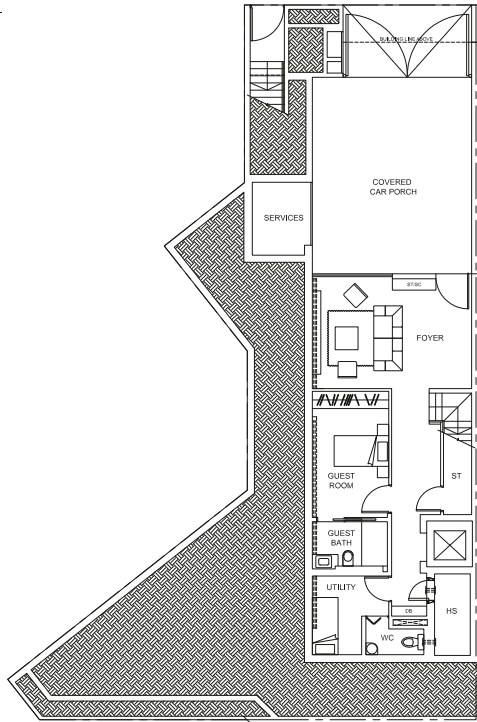
PLEASE NOTE THAT THIS FLOOR PLAN IS SUBJECT TO CHANGES THAT MAY BE REQUIRED BY THE RELEVANT AUTHORITIES. AS SUCH, THE DEVELOPER WILL NOT BE LIABLE FOR ANY CLAIMS, LOSSES, EXPENSES OF WHATEVER NATURE THAT MAY BE SUFFERED BY THE PURCHASER'S RELIANCE ON THE SAID PLAN IN THE EVENT THE PLAN IS REQUIRED TO BE CHANGED BY THE RELEVANT AUTHORITIES; AND THE PURCHASER IS ADVISED TO TAKE ON SITE MEASUREMENT(S) OF THE UNIT BEFORE COMMITTING TO ANY RENOVATION WORK(S) OR TO INSTALLATION OR PURCHASE OF ANY FURNITURE AND FURNISHING WHATSOEVER.

15, VICTORIA PARK GROVE
TYPE B1d

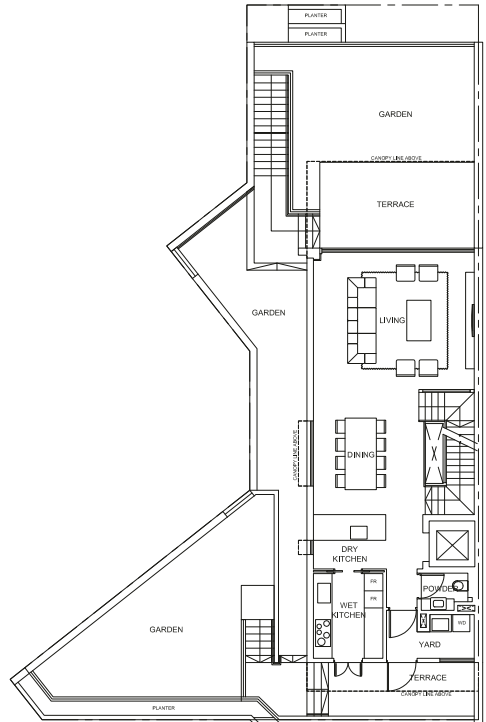
LAND AREA
248.1 SQM / 2,670.5 SQFT

FLOOR AREA
394 SQM / 4,241 SQFT

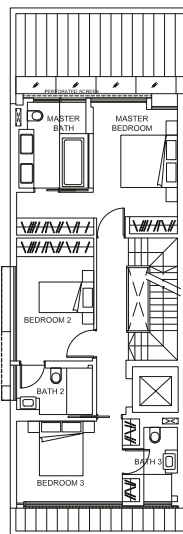
BASEMENT



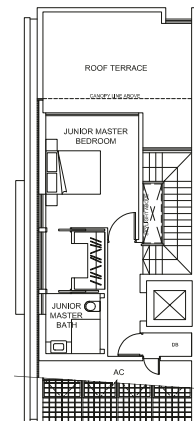
FIRST STOREY



SECOND STOREY



ATTIC



0 1m 2m 5m

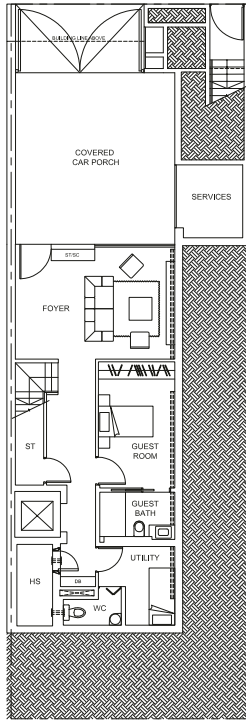
PLEASE NOTE THAT THIS FLOOR PLAN IS SUBJECT TO CHANGES THAT MAY BE REQUIRED BY THE RELEVANT AUTHORITIES. AS SUCH, THE DEVELOPER WILL NOT BE LIABLE FOR ANY CLAIMS, LOSSES, EXPENSES OF WHATEVER NATURE THAT MAY BE SUFFERED BY THE PURCHASER'S RELIANCE ON THE SAID PLAN IN THE EVENT THE PLAN IS REQUIRED TO BE CHANGED BY THE RELEVANT AUTHORITIES; AND THE PURCHASER IS ADVISED TO TAKE ON SITE MEASUREMENT(S) OF THE UNIT BEFORE COMMITTING TO ANY RENOVATION WORK(S) OR TO INSTALLATION OR PURCHASE OF ANY FURNITURE AND FURNISHING WHATSOEVER.

16, VICTORIA PARK GROVE
TYPE B1

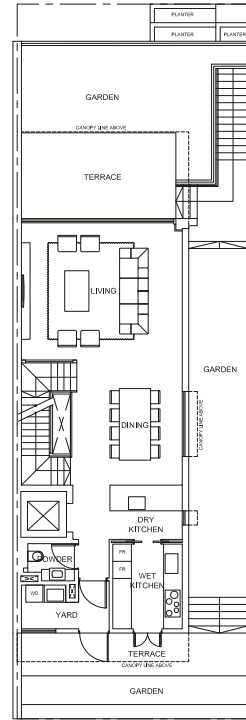
LAND AREA
206.3 SQM / 2,220.6 SQFT

FLOOR AREA
389 SQM / 4,187 SQFT

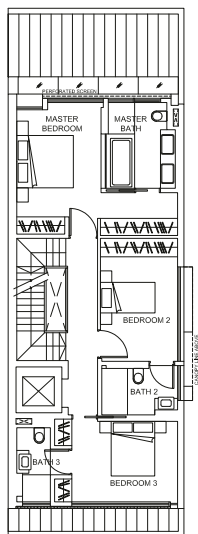
BASEMENT



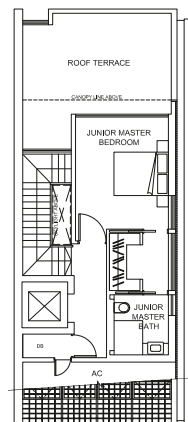
FIRST STOREY



SECOND STOREY



ATTIC



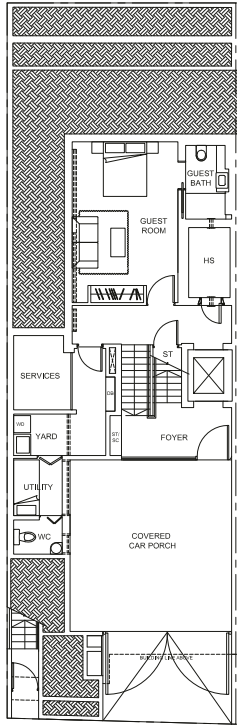
PLEASE NOTE THAT THIS FLOOR PLAN IS SUBJECT TO CHANGES THAT MAY BE REQUIRED BY THE RELEVANT AUTHORITIES. AS SUCH, THE DEVELOPER WILL NOT BE LIABLE FOR ANY CLAIMS, LOSSES, EXPENSES OF WHATEVER NATURE THAT MAY BE SUFFERED BY THE PURCHASER'S RELIANCE ON THE SAID PLAN IN THE EVENT THE PLAN IS REQUIRED TO BE CHANGED BY THE RELEVANT AUTHORITIES; AND THE PURCHASER IS ADVISED TO TAKE ON-SITE MEASUREMENTS OF THE UNIT BEFORE COMMITTING TO ANY RENOVATION WORKS OR TO INSTALLATION OR PURCHASE OF ANY FURNITURE AND FURNISHING WHATSOEVER.

17, VICTORIA PARK GROVE
TYPE B2c

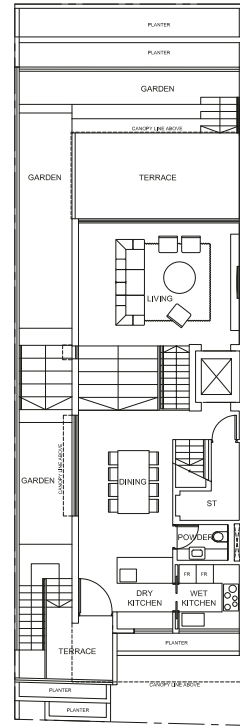
LAND AREA
201.0 SQM / 2,163.5 SQFT

FLOOR AREA
387 SQM / 4,166 SQFT

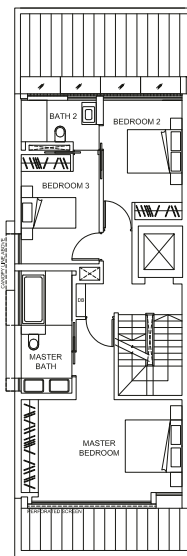
BASEMENT



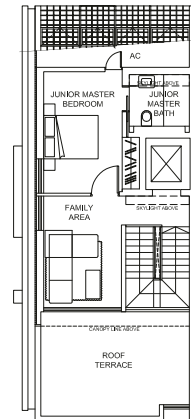
FIRST STOREY



SECOND STOREY



ATTIC



0 1m 2m 5m

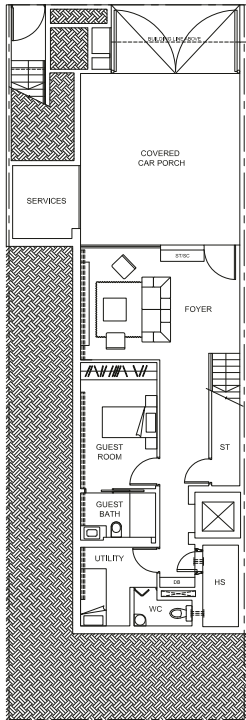
PLEASE NOTE THAT THIS FLOOR PLAN IS SUBJECT TO CHANGES THAT MAY BE REQUIRED BY THE RELEVANT AUTHORITIES. AS SUCH, THE DEVELOPER WILL NOT BE LIABLE FOR ANY CLAIMS, LOSSES, EXPENSES OF WHATEVER NATURE THAT MAY BE SUFFERED BY THE PURCHASER'S RELIANCE ON THE SAID PLAN IN THE EVENT THE PLAN IS REQUIRED TO BE CHANGED BY THE RELEVANT AUTHORITIES; AND THE PURCHASER IS ADVISED TO TAKE ON SITE MEASUREMENT(S) OF THE UNIT BEFORE COMMITTING TO ANY RENOVATION WORK(S) OR TO INSTALLATION OR PURCHASE OF ANY FURNITURE AND FURNISHING WHATSOEVER.

18, VICTORIA PARK GROVE
TYPE B1a

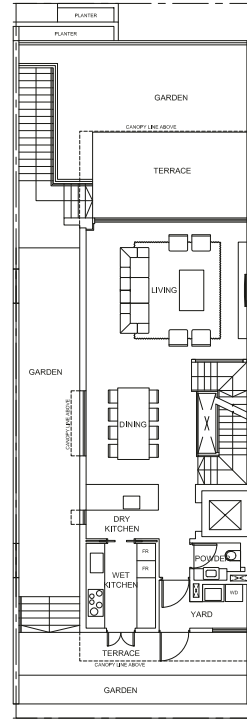
LAND AREA
206.3 SQM / 2,220.6 SQFT

FLOOR AREA
389 SQM / 4,187 SQFT

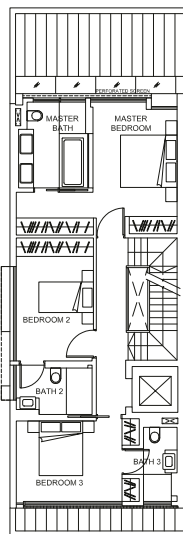
BASEMENT



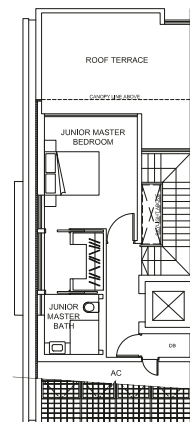
FIRST STOREY



SECOND STOREY



ATTIC



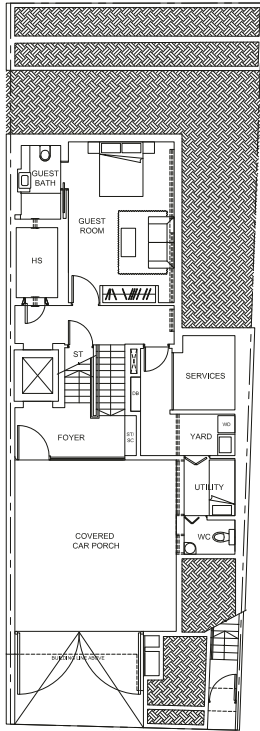
PLEASE NOTE THAT THIS FLOOR PLAN IS SUBJECT TO CHANGES THAT MAY BE REQUIRED BY THE RELEVANT AUTHORITIES. AS SUCH, THE DEVELOPER WILL NOT BE LIABLE FOR ANY CLAIMS, LOSSES, EXPENSES OF WHATEVER NATURE THAT MAY BE SUFFERED BY THE PURCHASER'S RELIANCE ON THE SAID PLAN IN THE EVENT THE PLAN IS REQUIRED TO BE CHANGED BY THE RELEVANT AUTHORITIES; AND THE PURCHASER IS ADVISED TO TAKE ON-SITE MEASUREMENT(S) OF THE UNIT BEFORE COMMITTING TO ANY RENOVATION WORK(S) OR TO INSTALLATION OR PURCHASE OF ANY FURNITURE AND FURNISHING WHATSOEVER.

19, VICTORIA PARK GROVE
TYPE B2

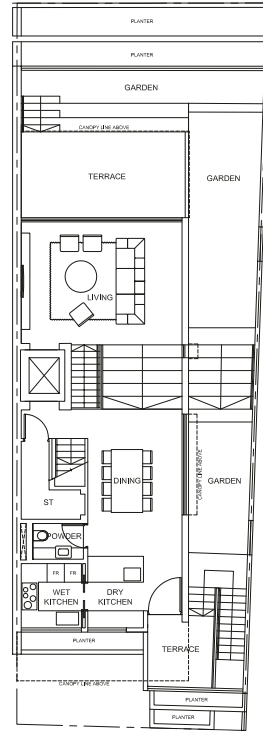
LAND AREA
212.1 SQM / 2,283.0 SQFT

FLOOR AREA
389 SQM / 4,187 SQFT

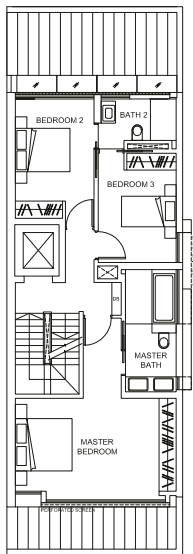
BASEMENT



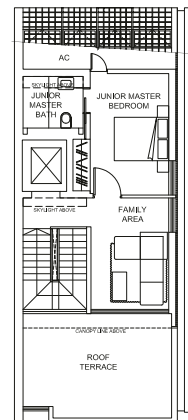
FIRST STOREY



SECOND STOREY



ATTIC



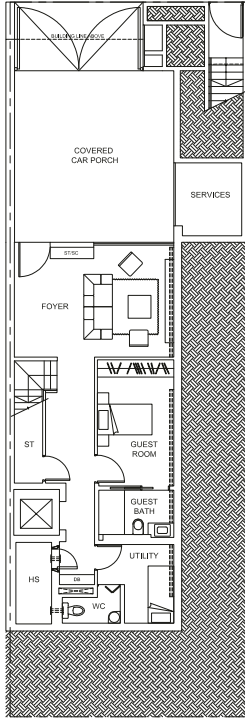
PLEASE NOTE THAT THIS FLOOR PLAN IS SUBJECT TO CHANGES THAT MAY BE REQUIRED BY THE RELEVANT AUTHORITIES. AS SUCH, THE DEVELOPER WILL NOT BE LIABLE FOR ANY CLAIMS, LOSSES, EXPENSES OF WHATEVER NATURE THAT MAY BE SUFFERED BY THE PURCHASER'S RELIANCE ON THE SAID PLAN IN THE EVENT THE PLAN IS REQUIRED TO BE CHANGED BY THE RELEVANT AUTHORITIES; AND THE PURCHASER IS ADVISED TO TAKE ON SITE MEASUREMENT(S) OF THE UNIT BEFORE COMMITTING TO ANY RENOVATION WORK(S) OR TO INSTALLATION OR PURCHASE OF ANY FURNITURE AND FURNISHING WHATSOEVER.

20, VICTORIA PARK GROVE
TYPE B1

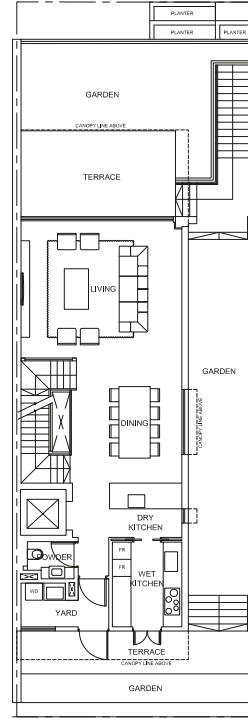
LAND AREA
206.3 SQM / 2,220.6 SQFT

FLOOR AREA
389 SQM / 4,187 SQFT

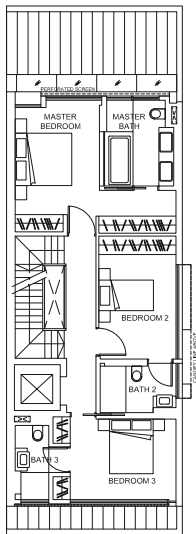
BASEMENT



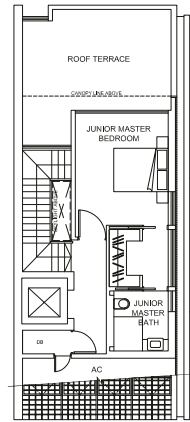
FIRST STOREY



SECOND STOREY



ATTIC



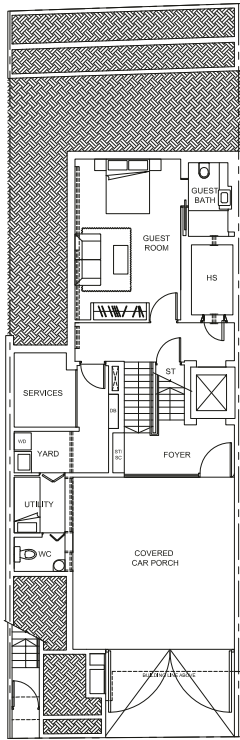
PLEASE NOTE THAT THIS FLOOR PLAN IS SUBJECT TO CHANGES THAT MAY BE REQUIRED BY THE RELEVANT AUTHORITIES. AS SUCH, THE DEVELOPER WILL NOT BE LIABLE FOR ANY CLAIMS, LOSSES, EXPENSES OF WHATEVER NATURE THAT MAY BE SUFFERED BY THE PURCHASER'S RELIANCE ON THE SAID PLAN IN THE EVENT THE PLAN IS REQUIRED TO BE CHANGED BY THE RELEVANT AUTHORITIES; AND THE PURCHASER IS ADVISED TO TAKE ON SITE MEASUREMENT(S) OF THE UNIT BEFORE COMMITTING TO ANY RENOVATION WORK(S) OR TO INSTALLATION OR PURCHASE OF ANY FURNITURE AND FURNISHING WHATSOEVER.

21, VICTORIA PARK GROVE
TYPE B2

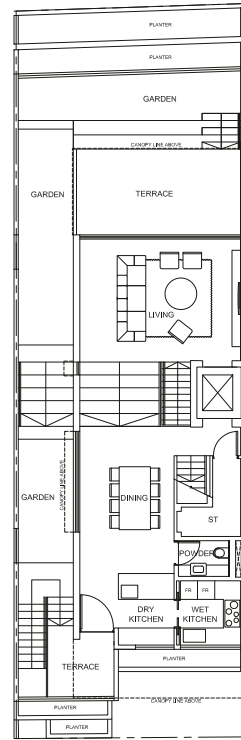
LAND AREA
204.4 SQM / 2,200.1 SQFT

FLOOR AREA
389 SQM / 4,187 SQFT

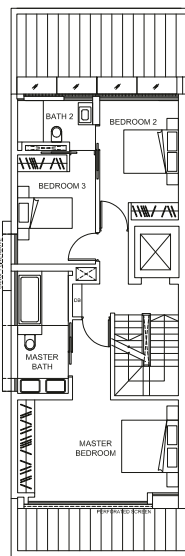
BASEMENT



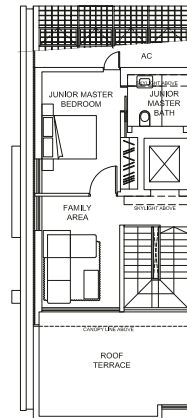
FIRST STOREY



SECOND STOREY

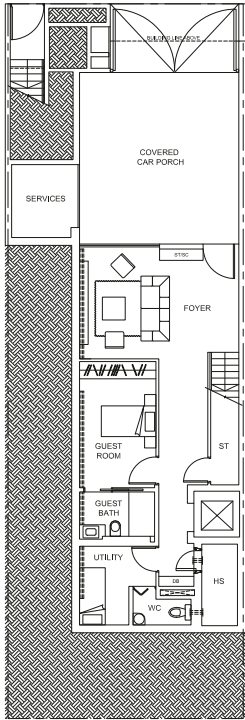


ATTIC

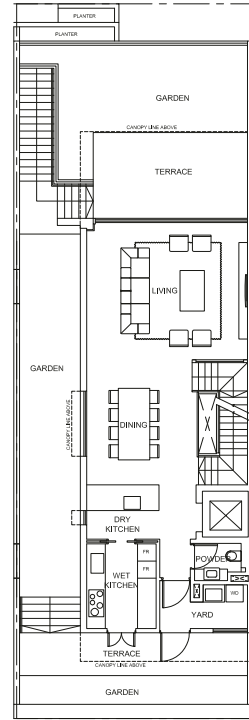


PLEASE NOTE THAT THIS FLOOR PLAN IS SUBJECT TO CHANGES THAT MAY BE REQUIRED BY THE RELEVANT AUTHORITIES. AS SUCH, THE DEVELOPER WILL NOT BE LIABLE FOR ANY CLAIMS, LOSSES, EXPENSES OF WHATEVER NATURE THAT MAY BE SUFFERED BY THE PURCHASER'S RELIANCE ON THE SAID PLAN IN THE EVENT THE PLAN IS REQUIRED TO BE CHANGED BY THE RELEVANT AUTHORITIES; AND THE PURCHASER IS ADVISED TO TAKE ON SITE MEASUREMENT(S) OF THE UNIT BEFORE COMMITTING TO ANY RENOVATION WORK(S) OR TO INSTALLATION OR PURCHASE OF ANY FURNITURE AND FURNISHING WHATSOEVER.

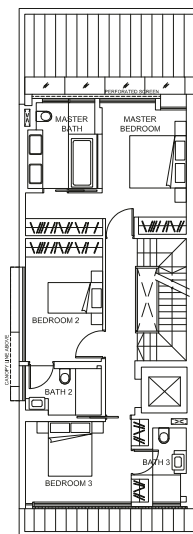
BASEMENT



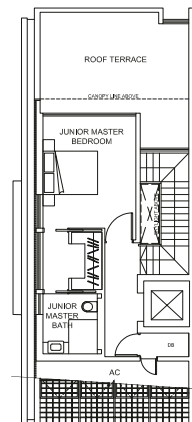
FIRST STOREY



SECOND STOREY



ATTIC

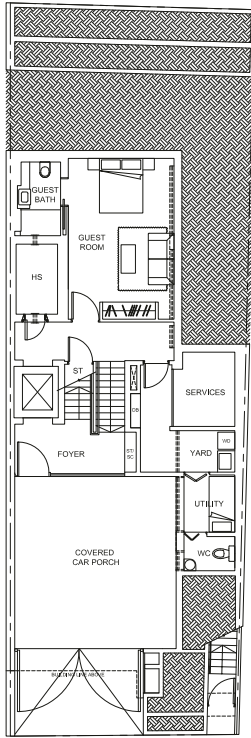


23, VICTORIA PARK GROVE
TYPE B2

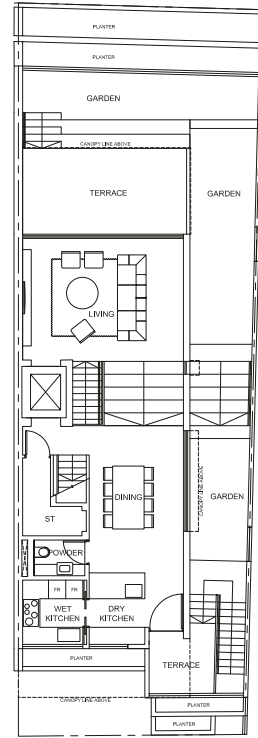
LAND AREA
209.9 SQM / 2,259.3 SQFT

FLOOR AREA
389 SQM / 4,187 SQFT

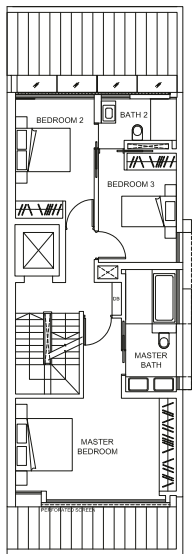
BASEMENT



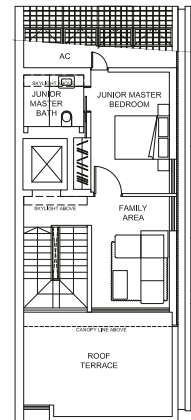
FIRST STOREY



SECOND STOREY



ATTIC



0 1m 2m 5m

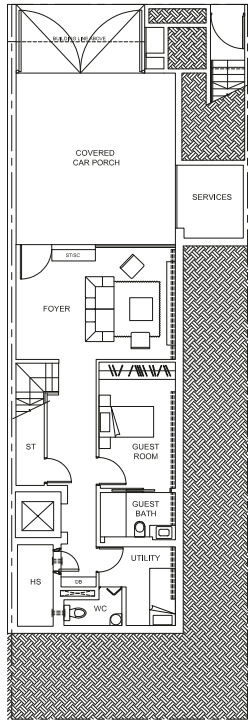
PLEASE NOTE THAT THIS FLOOR PLAN IS SUBJECT TO CHANGES THAT MAY BE REQUIRED BY THE RELEVANT AUTHORITIES. AS SUCH, THE DEVELOPER WILL NOT BE LIABLE FOR ANY CLAIMS, LOSSES, EXPENSES OF WHATEVER NATURE THAT MAY BE SUFFERED BY THE PURCHASER'S RELIANCE ON THE SAID PLAN IN THE EVENT THE PLAN IS REQUIRED TO BE CHANGED BY THE RELEVANT AUTHORITIES; AND THE PURCHASER IS ADVISED TO TAKE ON-SITE MEASUREMENT(S) OF THE UNIT BEFORE COMMITTING TO ANY RENOVATION WORK(S) OR TO INSTALLATION OR PURCHASE OF ANY FURNITURE AND FURNISHING WHATSOEVER.

24, VICTORIA PARK GROVE
TYPE B1

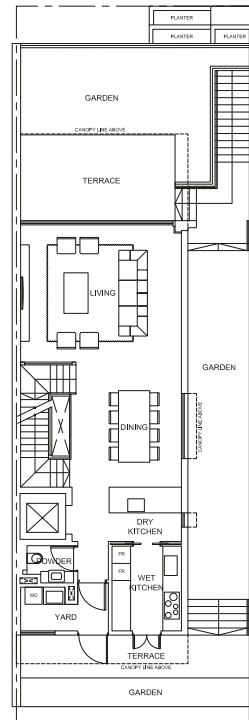
LAND AREA
206.3 SQM / 2,220.6 SQFT

FLOOR AREA
389 SQM / 4,187 SQFT

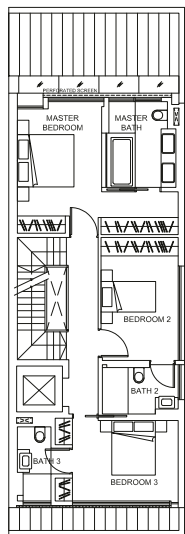
BASEMENT



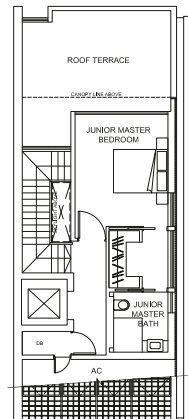
FIRST STOREY



SECOND STOREY



ATTIC

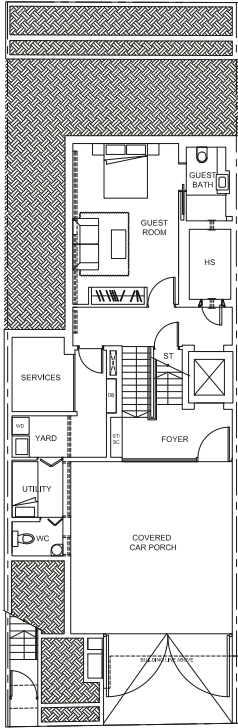


25, VICTORIA PARK GROVE
TYPE B2

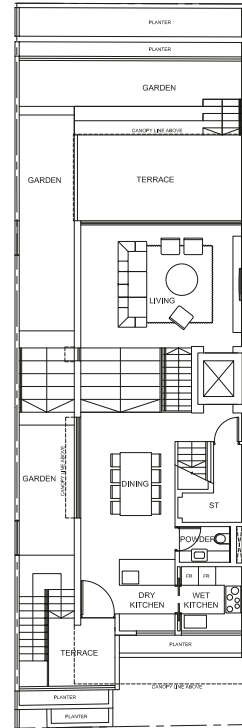
LAND AREA
202.3 SQM / 2,177.5 SQFT

FLOOR AREA
389 SQM / 4,187 SQFT

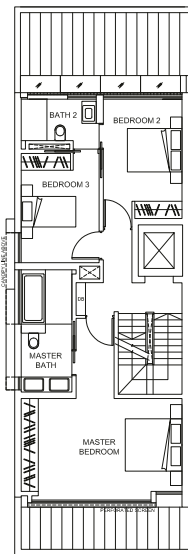
BASEMENT



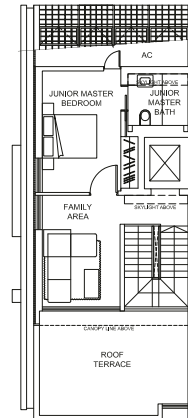
FIRST STOREY



SECOND STOREY



ATTIC



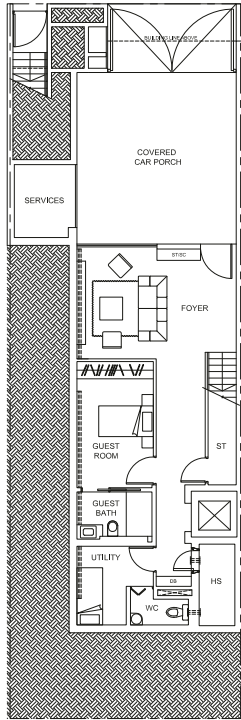
PLEASE NOTE THAT THIS FLOOR PLAN IS SUBJECT TO CHANGES THAT MAY BE REQUIRED BY THE RELEVANT AUTHORITIES. AS SUCH, THE DEVELOPER WILL NOT BE LIABLE FOR ANY CLAIMS, LOSSES, EXPENSES OF WHATEVER NATURE THAT MAY BE SUFFERED BY THE PURCHASER'S RELIANCE ON THE SAID PLAN IN THE EVENT THE PLAN IS REQUIRED TO BE CHANGED BY THE RELEVANT AUTHORITIES; AND THE PURCHASER IS ADVISED TO TAKE ON-SITE MEASUREMENT(S) OF THE UNIT BEFORE COMMITTING TO ANY RENOVATION WORK(S) OR TO INSTALLATION OR PURCHASE OF ANY FURNITURE AND FURNISHING WHATSOEVER.

26, VICTORIA PARK GROVE
TYPE B1a

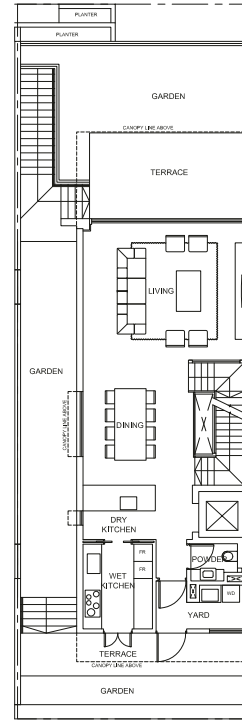
LAND AREA
201.6 SQM / 2,170.0 SQFT

FLOOR AREA
389 SQM / 4,187 SQFT

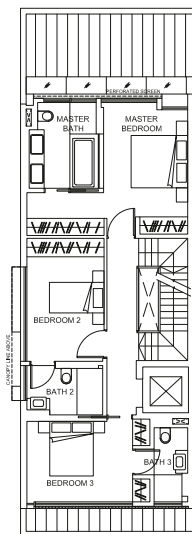
BASEMENT



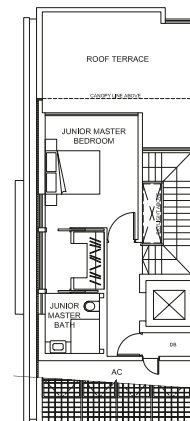
FIRST STOREY



SECOND STOREY



ATTIC



0 1m 2m 5m

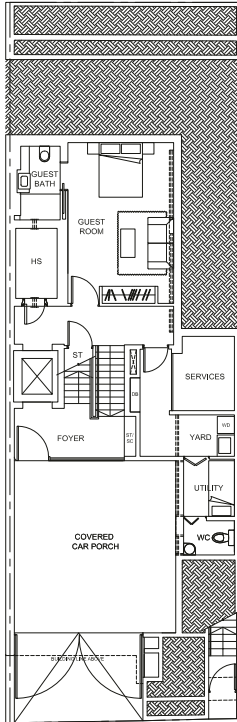
PLEASE NOTE THAT THIS FLOOR PLAN IS SUBJECT TO CHANGES THAT MAY BE REQUIRED BY THE RELEVANT AUTHORITIES. AS SUCH, THE DEVELOPER WILL NOT BE LIABLE FOR ANY CLAIMS, LOSSES, EXPENSES OF WHATEVER NATURE THAT MAY BE SUFFERED BY THE PURCHASER'S RELIANCE ON THE SAID PLAN IN THE EVENT THE PLAN IS REQUIRED TO BE CHANGED BY THE RELEVANT AUTHORITIES; AND THE PURCHASER IS ADVISED TO TAKE ON SITE MEASUREMENT(S) OF THE UNIT BEFORE COMMITTING TO ANY RENOVATION WORK(S) OR TO INSTALLATION OR PURCHASE OF ANY FURNITURE AND FURNISHING WHATSOEVER.

27, VICTORIA PARK GROVE
TYPE B2

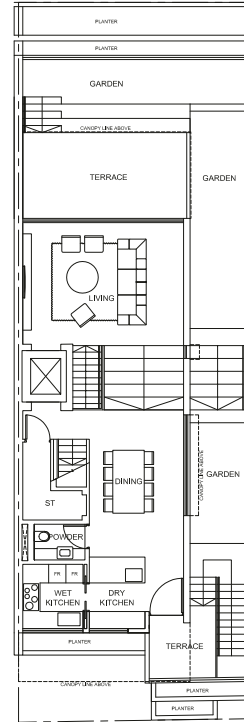
LAND AREA
201.1 SQM / 2,164.6 SQFT

FLOOR AREA
389 SQM / 4,187 SQFT

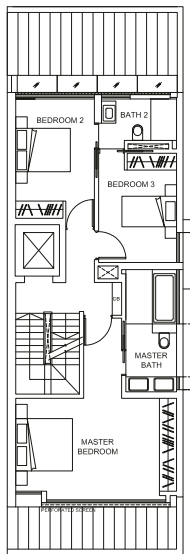
BASEMENT



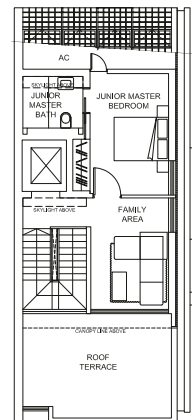
FIRST STOREY



SECOND STOREY



ATTIC



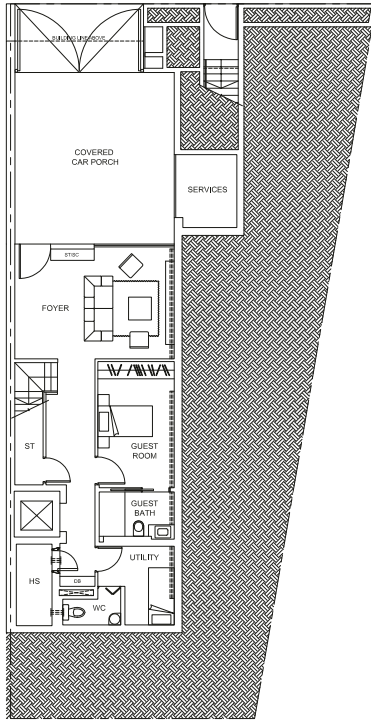
PLEASE NOTE THAT THIS FLOOR PLAN IS SUBJECT TO CHANGES THAT MAY BE REQUIRED BY THE RELEVANT AUTHORITIES. AS SUCH, THE DEVELOPER WILL NOT BE LIABLE FOR ANY CLAIMS, LOSSES, EXPENSES OF WHATEVER NATURE THAT MAY BE SUFFERED BY THE PURCHASER'S RELIANCE ON THE SAID PLAN IN THE EVENT THE PLAN IS REQUIRED TO BE CHANGED BY THE RELEVANT AUTHORITIES; AND THE PURCHASER IS ADVISED TO TAKE ON-SITE MEASUREMENT(S) OF THE UNIT BEFORE COMMITTING TO ANY RENOVATION WORK(S) OR TO INSTALLATION OR PURCHASE OF ANY FURNITURE AND FURNISHING WHATSOEVER.

28, VICTORIA PARK GROVE
TYPE B1b (WITH JACUZZI)

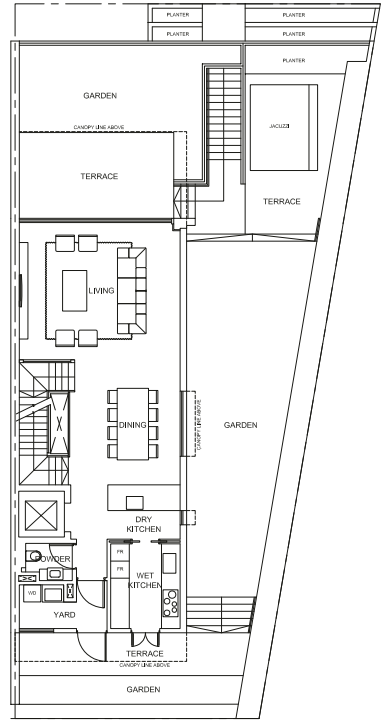
LAND AREA
266.5 SQM / 2,868.6 SQFT

FLOOR AREA
389 SQM / 4,187 SQFT

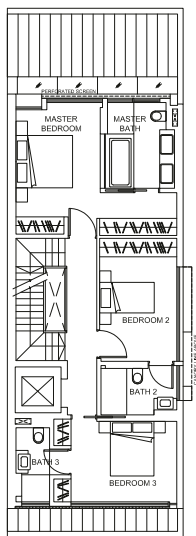
BASEMENT



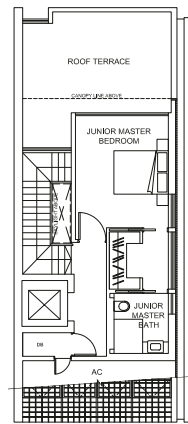
FIRST STOREY



SECOND STOREY



ATTIC



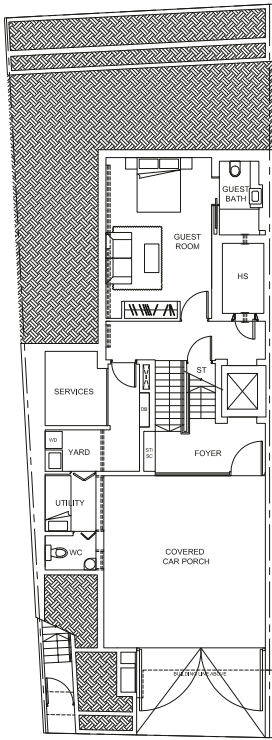
PLEASE NOTE THAT THIS FLOOR PLAN IS SUBJECT TO CHANGES THAT MAY BE REQUIRED BY THE RELEVANT AUTHORITIES. AS SUCH, THE DEVELOPER WILL NOT BE LIABLE FOR ANY CLAIMS, LOSSES, EXPENSES OF WHATEVER NATURE THAT MAY BE SUFFERED BY THE PURCHASER'S RELIANCE ON THE SAID PLAN IN THE EVENT THE PLAN IS REQUIRED TO BE CHANGED BY THE RELEVANT AUTHORITIES; AND THE PURCHASER IS ADVISED TO TAKE ON SITE MEASUREMENT(S) OF THE UNIT BEFORE COMMITTING TO ANY RENOVATION WORK(S) OR TO INSTALLATION OR PURCHASE OF ANY FURNITURE AND FURNISHING WHATSOEVER.

29, VICTORIA PARK GROVE
TYPE B2

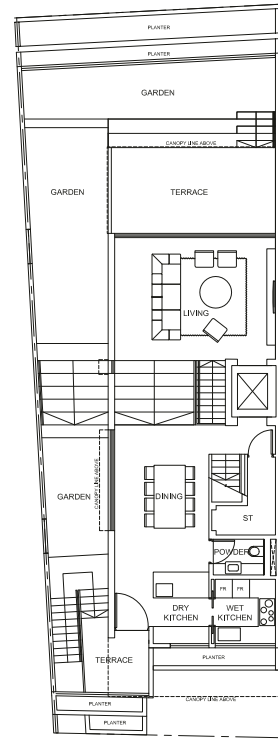
LAND AREA
215.9 SQM / 2,323.9 SQFT

FLOOR AREA
389 SQM / 4,187 SQFT

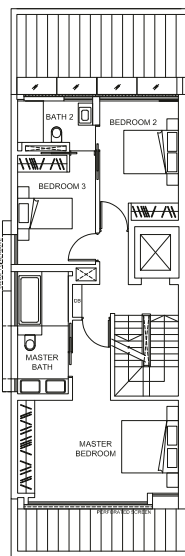
BASEMENT



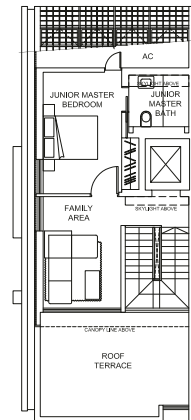
FIRST STOREY



SECOND STOREY



ATTIC



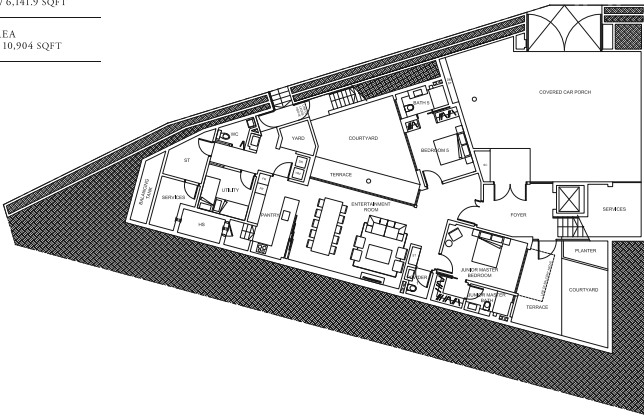
PLEASE NOTE THAT THIS FLOOR PLAN IS SUBJECT TO CHANGES THAT MAY BE REQUIRED BY THE RELEVANT AUTHORITIES. AS SUCH, THE DEVELOPER WILL NOT BE LIABLE FOR ANY CLAIMS, LOSSES, EXPENSES OF WHATEVER NATURE THAT MAY BE SUFFERED BY THE PURCHASER'S RELIANCE ON THE SAID PLAN IN THE EVENT THE PLAN IS REQUIRED TO BE CHANGED BY THE RELEVANT AUTHORITIES; AND THE PURCHASER IS ADVISED TO TAKE ON SITE MEASUREMENT(S) OF THE UNIT BEFORE COMMITTING TO ANY RENOVATION WORK(S) OR TO INSTALLATION OR PURCHASE OF ANY FURNITURE AND FURNISHING WHATSOEVER.

30, VICTORIA PARK GROVE
TYPE C2

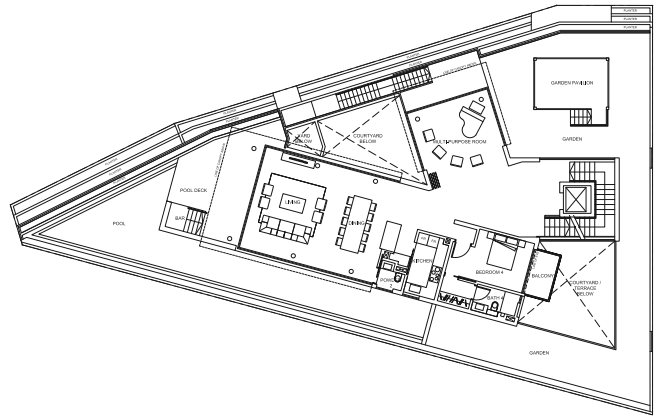
LAND AREA
570.6 SQM / 6,141.9 SQFT

FLOOR AREA
1013 SQM / 10,904 SQFT

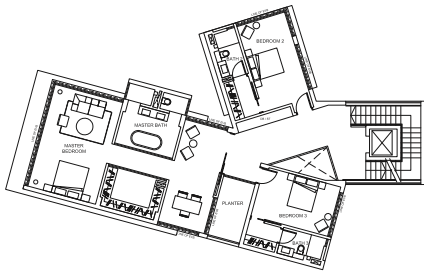
BASEMENT



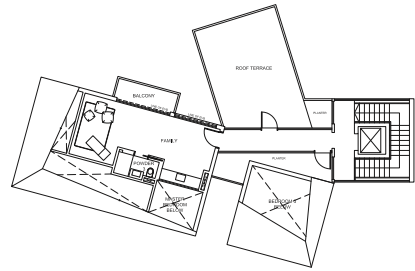
FIRST STOREY



SECOND STOREY



ATTIC



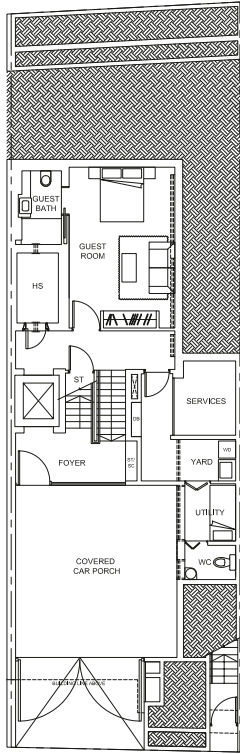
PLEASE NOTE THAT THIS FLOOR PLAN IS SUBJECT TO CHANGES THAT MAY BE REQUIRED BY THE RELEVANT AUTHORITIES. AS SUCH, THE DEVELOPER WILL NOT BE LIABLE FOR ANY CLAIMS, LOSSES, EXPENSES OF WHATEVER NATURE THAT MAY BE SUFFERED BY THE PURCHASER'S RELIANCE ON THE SAID PLAN IN THE EVENT THE PLAN IS REQUIRED TO BE CHANGED BY THE RELEVANT AUTHORITIES; AND THE PURCHASER IS ADVISED TO TAKE ON-SITE MEASUREMENTS OF THE UNIT BEFORE COMMITTING TO ANY RENOVATION WORKS OR TO INSTALLATION OR PURCHASE OF ANY FURNITURE AND FURNISHINGS WHATSOEVER.

31, VICTORIA PARK GROVE
TYPE B2

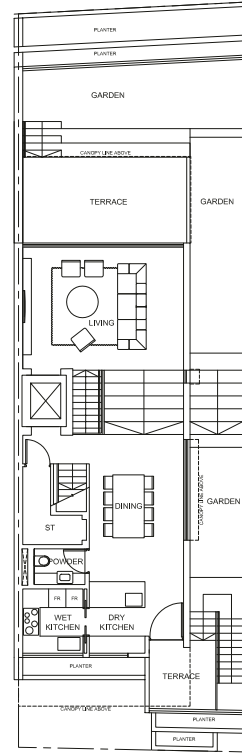
LAND AREA
207.6 SQM / 2,234.6 SQFT

FLOOR AREA
389 SQM / 4,187 SQFT

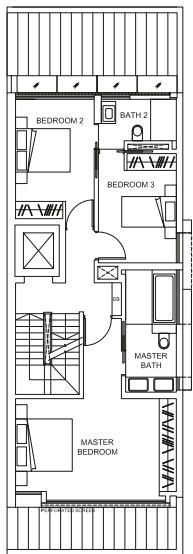
BASEMENT



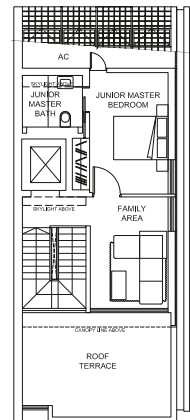
FIRST STOREY



SECOND STOREY



ATTIC



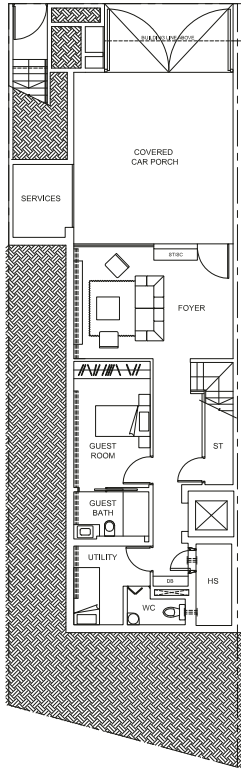
PLEASE NOTE THAT THIS FLOOR PLAN IS SUBJECT TO CHANGES THAT MAY BE REQUIRED BY THE RELEVANT AUTHORITIES. AS SUCH, THE DEVELOPER WILL NOT BE LIABLE FOR ANY CLAIMS, LOSSES, EXPENSES OF WHATEVER NATURE THAT MAY BE SUFFERED BY THE PURCHASER'S RELIANCE ON THE SAID PLAN IN THE EVENT THE PLAN IS REQUIRED TO BE CHANGED BY THE RELEVANT AUTHORITIES; AND THE PURCHASER IS ADVISED TO TAKE ON-SITE MEASUREMENT(S) OF THE UNIT BEFORE COMMITTING TO ANY RENOVATION WORK(S) OR TO INSTALLATION OR PURCHASE OF ANY FURNITURE AND FURNISHING WHATSOEVER.

32, VICTORIA PARK GROVE
TYPE B1

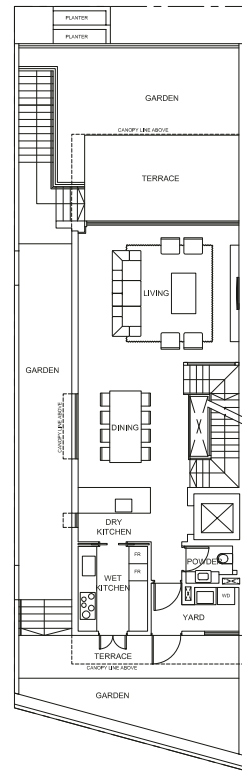
LAND AREA
205.1 SQM / 2,207.7 SQFT

FLOOR AREA
389 SQM / 4,187 SQFT

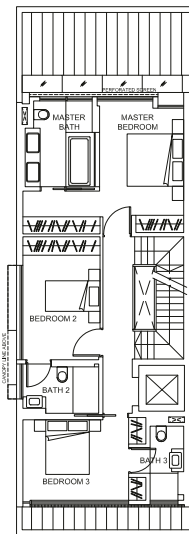
BASEMENT



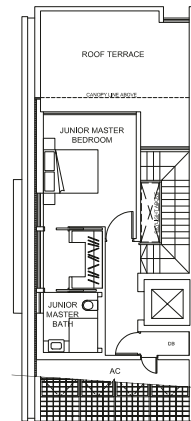
FIRST STOREY



SECOND STOREY



ATTIC



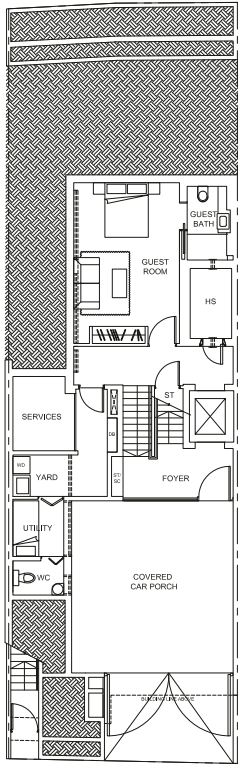
PLEASE NOTE THAT THIS FLOOR PLAN IS SUBJECT TO CHANGES THAT MAY BE REQUIRED BY THE RELEVANT AUTHORITIES. AS SUCH, THE DEVELOPER WILL NOT BE LIABLE FOR ANY CLAIMS, LOSSES, EXPENSES OF WHATEVER NATURE THAT MAY BE SUFFERED BY THE PURCHASER'S RELIANCE ON THE SAID PLAN IN THE EVENT THE PLAN IS REQUIRED TO BE CHANGED BY THE RELEVANT AUTHORITIES; AND THE PURCHASER IS ADVISED TO TAKE ON SITE MEASUREMENT(S) OF THE UNIT BEFORE COMMITTING TO ANY RENOVATION WORK(S) OR TO INSTALLATION OR PURCHASE OF ANY FURNITURE AND FURNISHING WHATSOEVER.

33, VICTORIA PARK GROVE
TYPE B2

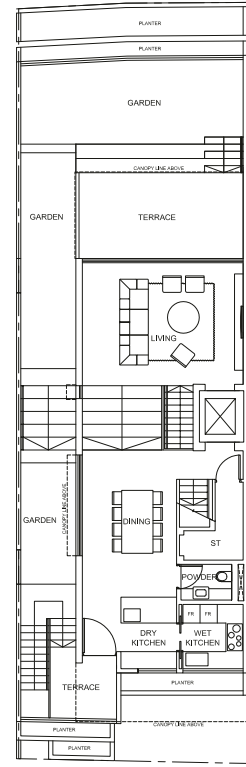
LAND AREA
211.8 SQM / 2,279.8 SQFT

FLOOR AREA
389 SQM / 4,187 SQFT

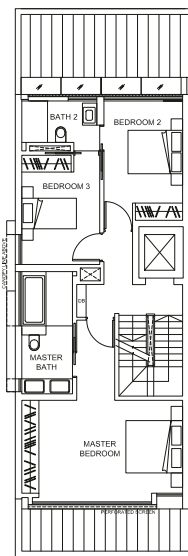
BASEMENT



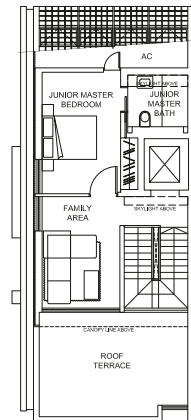
FIRST STOREY



SECOND STOREY



ATTIC



0 1m 2m 5m

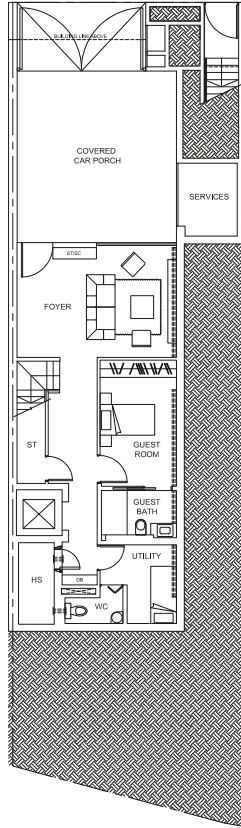
PLEASE NOTE THAT THIS FLOOR PLAN IS SUBJECT TO CHANGES THAT MAY BE REQUIRED BY THE RELEVANT AUTHORITIES. AS SUCH, THE DEVELOPER WILL NOT BE LIABLE FOR ANY CLAIMS, LOSSES, EXPENSES OF WHATEVER NATURE THAT MAY BE SUFFERED BY THE PURCHASER'S RELIANCE ON THE SAID PLAN IN THE EVENT THE PLAN IS REQUIRED TO BE CHANGED BY THE RELEVANT AUTHORITIES; AND THE PURCHASER IS ADVISED TO TAKE ON SITE MEASUREMENT(S) OF THE UNIT BEFORE COMMITTING TO ANY RENOVATION WORK(S) OR TO INSTALLATION OR PURCHASE OF ANY FURNITURE AND FURNISHING WHATSOEVER.

34, VICTORIA PARK GROVE
TYPE B1

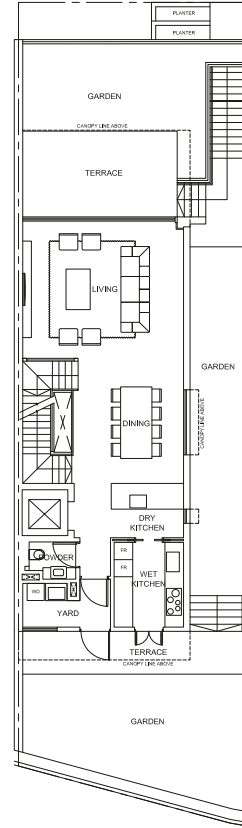
LAND AREA
222.3 SQM / 2,392.8 SQFT

FLOOR AREA
389 SQM / 4,187 SQFT

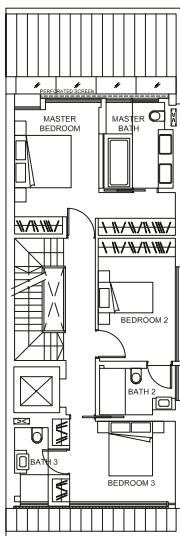
BASEMENT



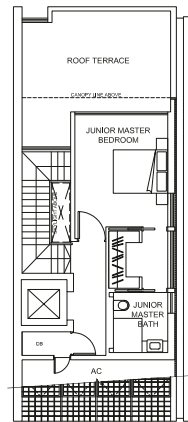
FIRST STOREY



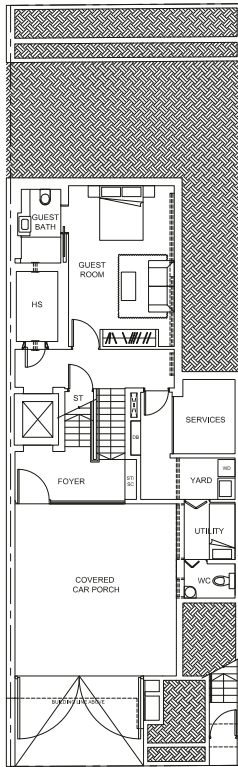
SECOND STOREY



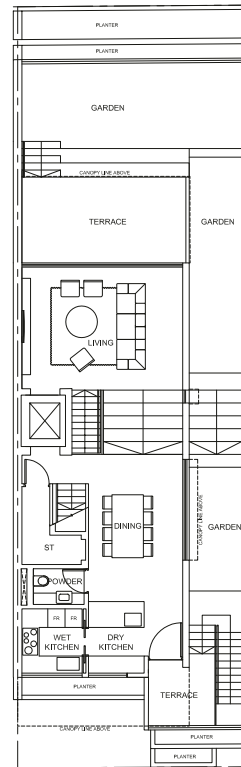
ATTIC



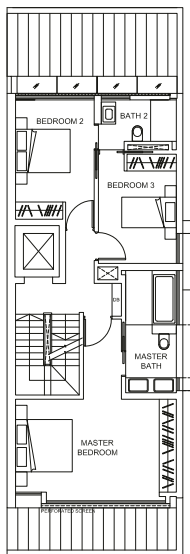
BASEMENT



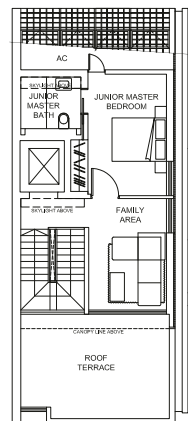
FIRST STOREY



SECOND STOREY



ATTIC

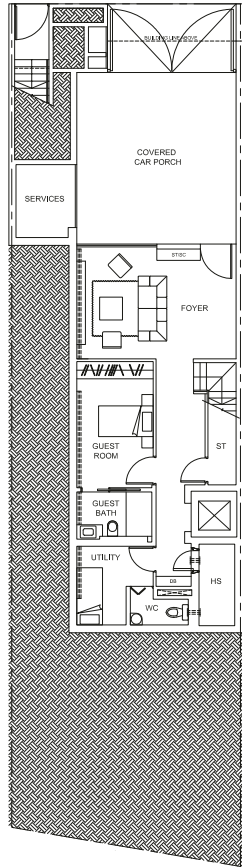


36, VICTORIA PARK GROVE
TYPE B1

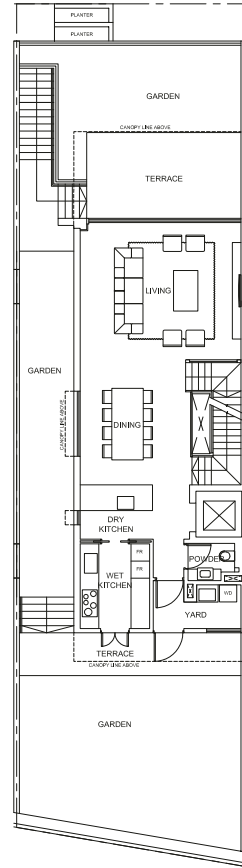
LAND AREA
235.9 SQM / 2,539.2 SQFT

FLOOR AREA
389 SQM / 4,187 SQFT

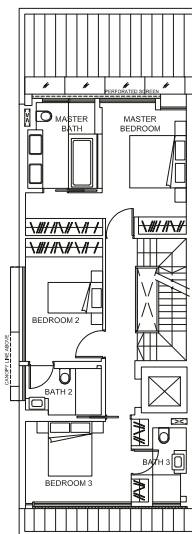
BASEMENT



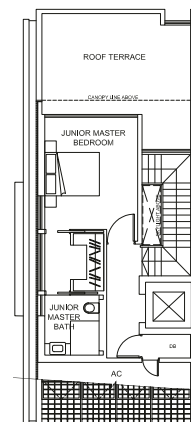
FIRST STOREY



SECOND STOREY



ATTIC



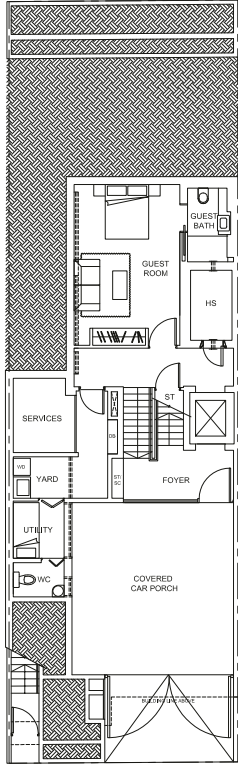
PLEASE NOTE THAT THIS FLOOR PLAN IS SUBJECT TO CHANGES THAT MAY BE REQUIRED BY THE RELEVANT AUTHORITIES. AS SUCH, THE DEVELOPER WILL NOT BE LIABLE FOR ANY CLAIMS, LOSSES, EXPENSES OF WHATEVER NATURE THAT MAY BE SUFFERED BY THE PURCHASER'S RELIANCE ON THE SAID PLAN IN THE EVENT THE PLAN IS REQUIRED TO BE CHANGED BY THE RELEVANT AUTHORITIES; AND THE PURCHASER IS ADVISED TO TAKE ON SITE MEASUREMENT(S) OF THE UNIT BEFORE COMMITTING TO ANY RENOVATION WORK(S) OR TO INSTALLATION OR PURCHASE OF ANY FURNITURE AND FURNISHING WHATSOEVER.

37, VICTORIA PARK GROVE
TYPE B2

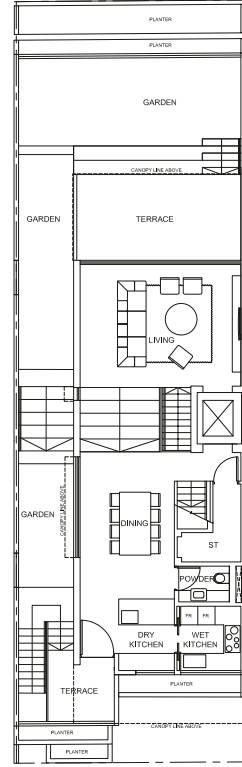
LAND AREA
213.2 SQM / 2,294.9 SQFT

FLOOR AREA
389 SQM / 4,187 SQFT

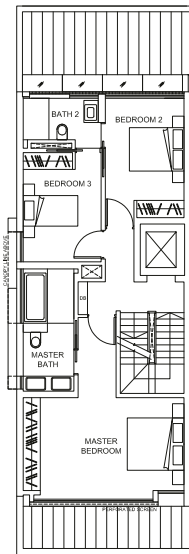
BASEMENT



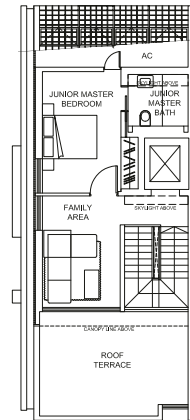
FIRST STOREY



SECOND STOREY



ATTIC



0 1m 2m 5m

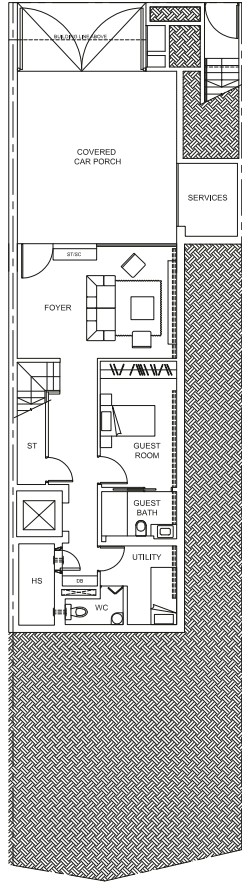
PLEASE NOTE THAT THIS FLOOR PLAN IS SUBJECT TO CHANGES THAT MAY BE REQUIRED BY THE RELEVANT AUTHORITIES. AS SUCH, THE DEVELOPER WILL NOT BE LIABLE FOR ANY CLAIMS, LOSSES, EXPENSES OF WHATEVER NATURE THAT MAY BE SUFFERED BY THE PURCHASER'S RELIANCE ON THE SAID PLAN IN THE EVENT THE PLAN IS REQUIRED TO BE CHANGED BY THE RELEVANT AUTHORITIES; AND THE PURCHASER IS ADVISED TO TAKE ON SITE MEASUREMENTS OF THE UNIT BEFORE COMMITTING TO ANY RENOVATION WORKS OR TO INSTALLATION OR PURCHASE OF ANY FURNITURE AND FURNISHING WHATSOEVER.

38, VICTORIA PARK GROVE
TYPE B1

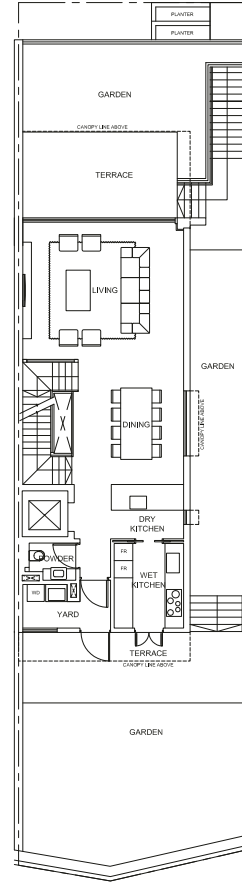
LAND AREA
242.3 SQM / 2,608.1 SQFT

FLOOR AREA
389 SQM / 4,187 SQFT

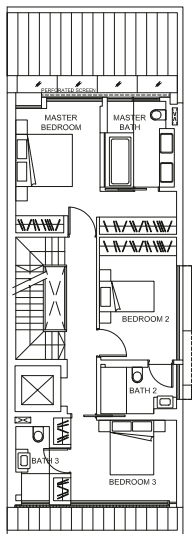
BASEMENT



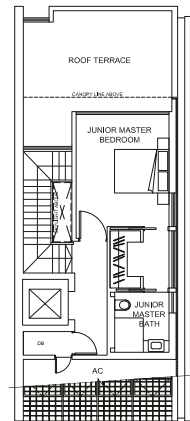
FIRST STOREY



SECOND STOREY



ATTIC



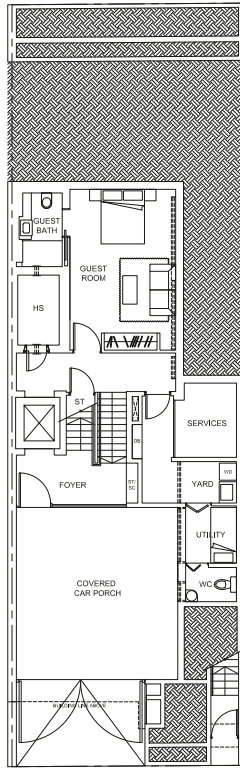
PLEASE NOTE THAT THIS FLOOR PLAN IS SUBJECT TO CHANGES THAT MAY BE REQUIRED BY THE RELEVANT AUTHORITIES. AS SUCH, THE DEVELOPER WILL NOT BE LIABLE FOR ANY CLAIMS, LOSSES, EXPENSES OF WHATEVER NATURE THAT MAY BE SUFFERED BY THE PURCHASER'S RELIANCE ON THE SAID PLAN IN THE EVENT THE PLAN IS REQUIRED TO BE CHANGED BY THE RELEVANT AUTHORITIES; AND THE PURCHASER IS ADVISED TO TAKE ON-SITE MEASUREMENT(S) OF THE UNIT BEFORE COMMITTING TO ANY RENOVATION WORK(S) OR TO INSTALLATION OR PURCHASE OF ANY FURNITURE AND FURNISHING WHATSOEVER.

39, VICTORIA PARK GROVE
TYPE B2

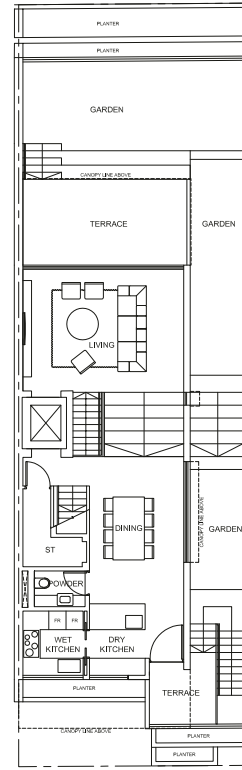
LAND AREA
213.3 SQM / 2,295.9 SQFT

FLOOR AREA
389 SQM / 4,187 SQFT

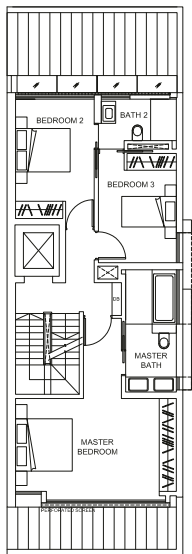
BASEMENT



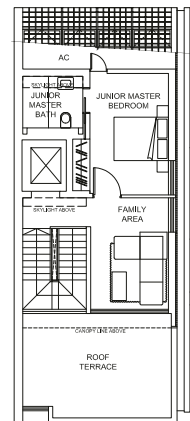
FIRST STOREY



SECOND STOREY



ATTIC



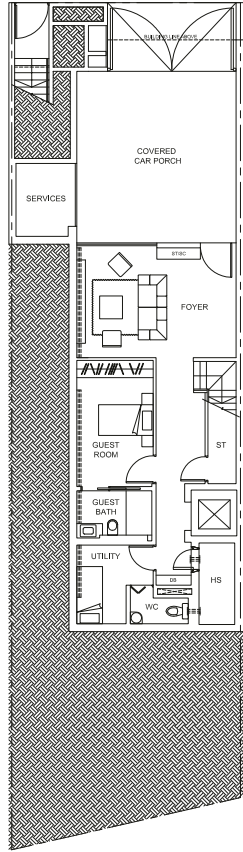
PLEASE NOTE THAT THIS FLOOR PLAN IS SUBJECT TO CHANGES THAT MAY BE REQUIRED BY THE RELEVANT AUTHORITIES. AS SUCH, THE DEVELOPER WILL NOT BE LIABLE FOR ANY CLAIMS, LOSSES, EXPENSES OF WHATEVER NATURE THAT MAY BE SUFFERED BY THE PURCHASER'S RELIANCE ON THE SAID PLAN IN THE EVENT THE PLAN IS REQUIRED TO BE CHANGED BY THE RELEVANT AUTHORITIES; AND THE PURCHASER IS ADVISED TO TAKE ON SITE MEASUREMENTS OF THE UNIT BEFORE COMMITTING TO ANY RENOVATION WORKS OR TO INSTALLATION OR PURCHASE OF ANY FURNITURE AND FURNISHING WHATSOEVER.

40, VICTORIA PARK GROVE
TYPE B1

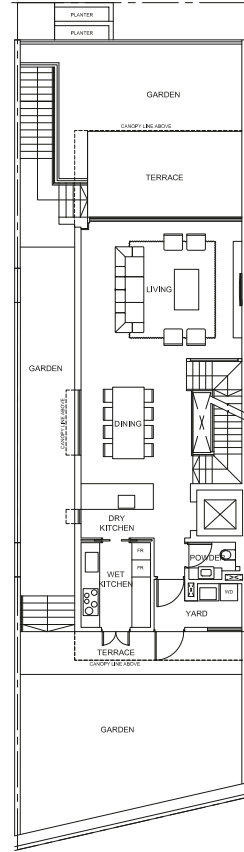
LAND AREA
229.8 SQM / 2,473.5 SQFT

FLOOR AREA
389 SQM / 4,187 SQFT

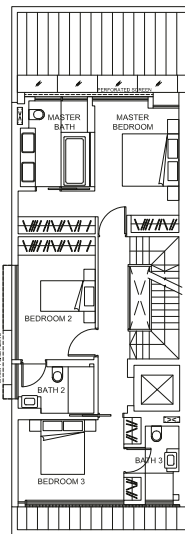
BASEMENT



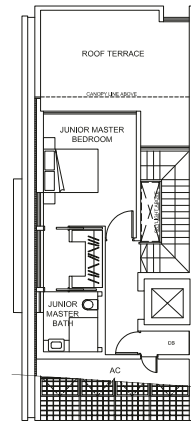
FIRST STOREY



SECOND STOREY



ATTIC



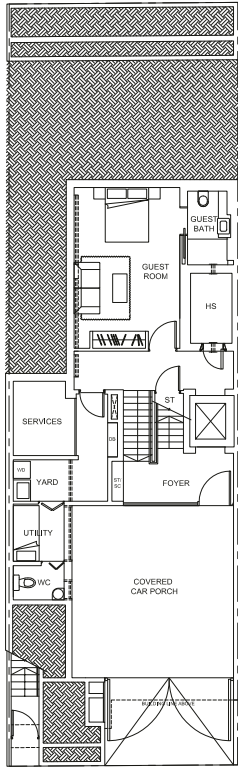
PLEASE NOTE THAT THIS FLOOR PLAN IS SUBJECT TO CHANGES THAT MAY BE REQUIRED BY THE RELEVANT AUTHORITIES. AS SUCH, THE DEVELOPER WILL NOT BE LIABLE FOR ANY CLAIMS, LOSSES, EXPENSES OF WHATEVER NATURE THAT MAY BE SUFFERED BY THE PURCHASER'S RELIANCE ON THE SAID PLAN IN THE EVENT THE PLAN IS REQUIRED TO BE CHANGED BY THE RELEVANT AUTHORITIES; AND THE PURCHASER IS ADVISED TO TAKE ON SITE MEASUREMENT(S) OF THE UNIT BEFORE COMMITTING TO ANY RENOVATION WORK(S) OR TO INSTALLATION OR PURCHASE OF ANY FURNITURE AND FURNISHING WHATSOEVER.

41, VICTORIA PARK GROVE
TYPE B2

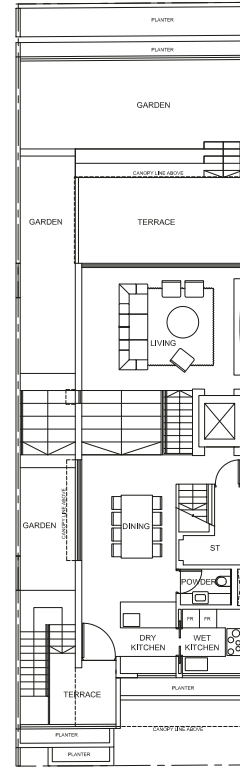
LAND AREA
213.4 SQM / 2,297.0 SQFT

FLOOR AREA
389 SQM / 4,187 SQFT

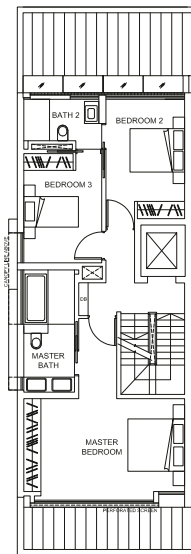
BASEMENT



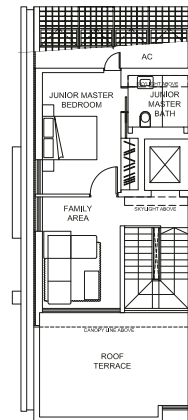
FIRST STOREY



SECOND STOREY



ATTIC



0 1m 2m 5m

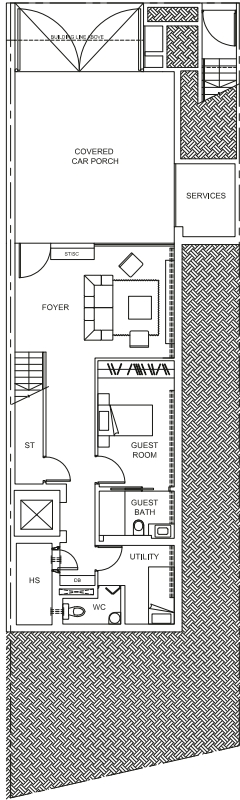
PLEASE NOTE THAT THIS FLOOR PLAN IS SUBJECT TO CHANGES THAT MAY BE REQUIRED BY THE RELEVANT AUTHORITIES. AS SUCH, THE DEVELOPER WILL NOT BE LIABLE FOR ANY CLAIMS, LOSSES, EXPENSES OF WHATEVER NATURE THAT MAY BE SUFFERED BY THE PURCHASER'S RELIANCE ON THE SAID PLAN IN THE EVENT THE PLAN IS REQUIRED TO BE CHANGED BY THE RELEVANT AUTHORITIES; AND THE PURCHASER IS ADVISED TO TAKE ON SITE MEASUREMENTS OF THE UNIT BEFORE COMMITTING TO ANY RENOVATION WORKS OR TO INSTALLATION OR PURCHASE OF ANY FURNITURE AND FURNISHING WHATSOEVER.

42, VICTORIA PARK GROVE
TYPE B1a

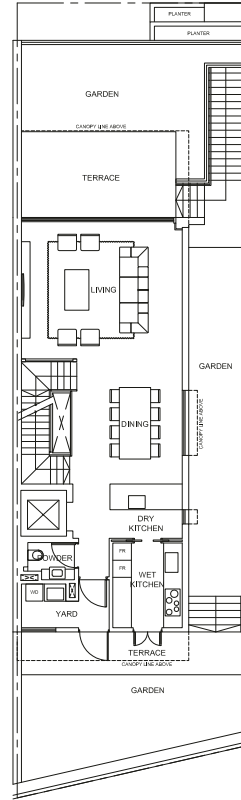
LAND AREA
215.2 SQM / 2,316.4 SQFT

FLOOR AREA
389 SQM / 4,187 SQFT

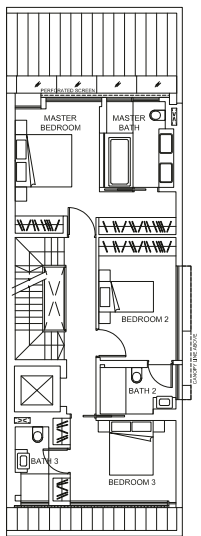
BASEMENT



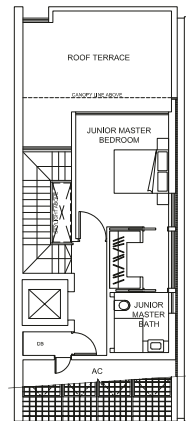
FIRST STOREY



SECOND STOREY



ATTIC

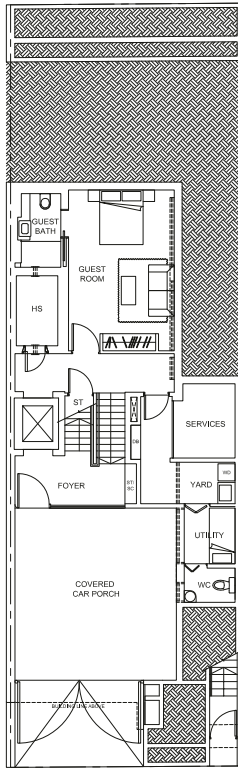


PLEASE NOTE THAT THIS FLOOR PLAN IS SUBJECT TO CHANGES THAT MAY BE REQUIRED BY THE RELEVANT AUTHORITIES. AS SUCH, THE DEVELOPER WILL NOT BE LIABLE FOR ANY CLAIMS, LOSSES, EXPENSES OF WHATEVER NATURE THAT MAY BE SUFFERED BY THE PURCHASER'S RELIANCE ON THE SAID PLAN IN THE EVENT THE PLAN IS REQUIRED TO BE CHANGED BY THE RELEVANT AUTHORITIES; AND THE PURCHASER IS ADVISED TO TAKE ON SITE MEASUREMENT(S) OF THE UNIT BEFORE COMMITTING TO ANY RENOVATION WORK(S) OR TO INSTALLATION OR PURCHASE OF ANY FURNITURE AND FURNISHING WHATSOEVER.

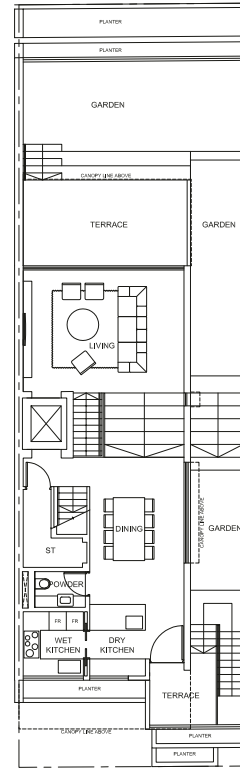
LAND AREA
213.4 SQM / 2,297.0 SQFT

FLOOR AREA
389 SQM / 4,187 SQFT

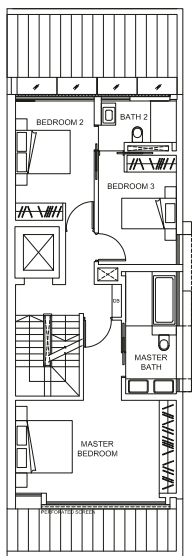
BASEMENT



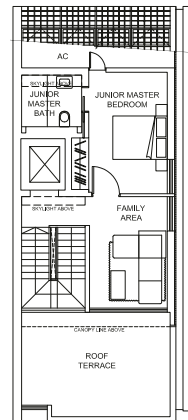
FIRST STOREY



SECOND STOREY



ATTIC

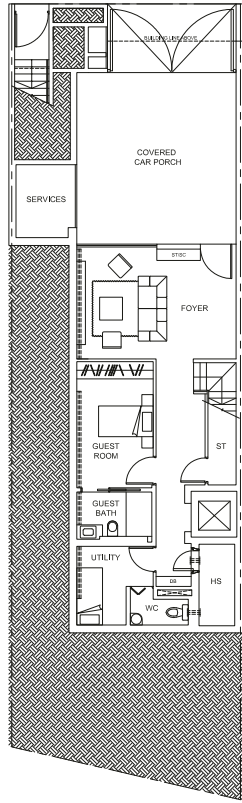


44, VICTORIA PARK GROVE
TYPE B1

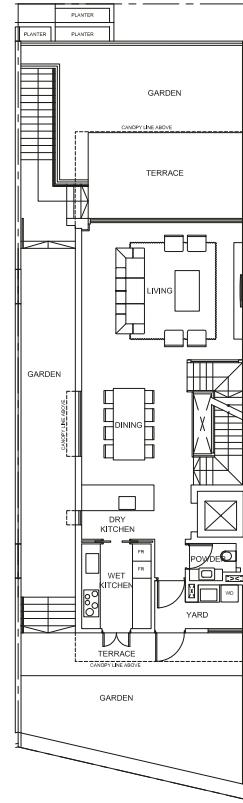
LAND AREA
215.3 SQM / 2,317.5 SQFT

FLOOR AREA
389 SQM / 4,187 SQFT

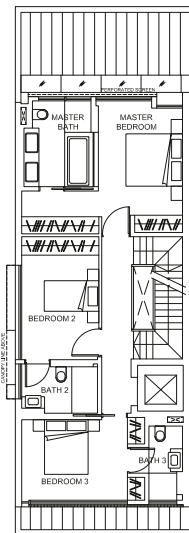
BASEMENT



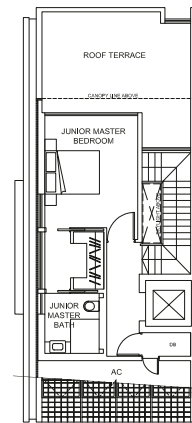
FIRST STOREY



SECOND STOREY



ATTIC

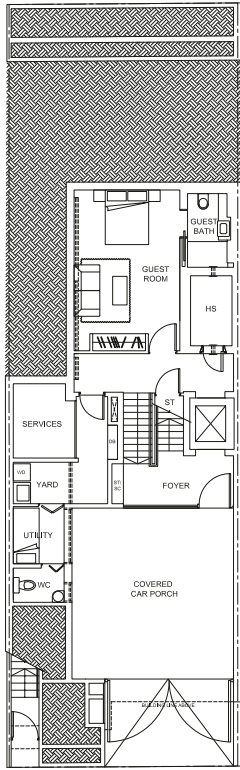


45, VICTORIA PARK GROVE
TYPE B2

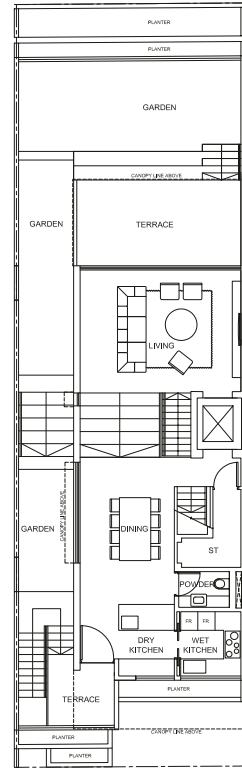
LAND AREA
213.5 SQM / 2,298.1 SQFT

FLOOR AREA
389 SQM / 4,187 SQFT

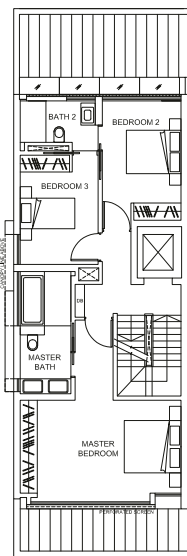
BASEMENT



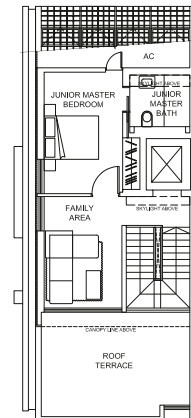
FIRST STOREY



SECOND STOREY



ATTIC



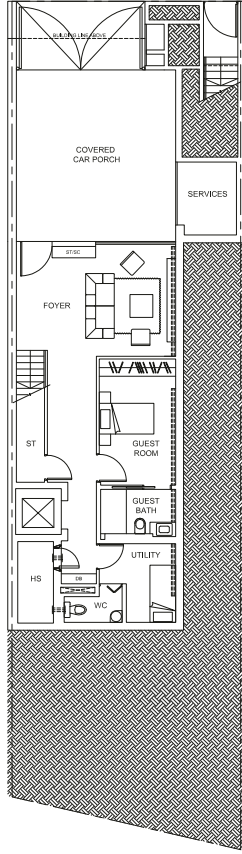
PLEASE NOTE THAT THIS FLOOR PLAN IS SUBJECT TO CHANGES THAT MAY BE REQUIRED BY THE RELEVANT AUTHORITIES. AS SUCH, THE DEVELOPER WILL NOT BE LIABLE FOR ANY CLAIMS, LOSSES, EXPENSES OF WHATEVER NATURE THAT MAY BE SUFFERED BY THE PURCHASER'S RELIANCE ON THE SAID PLAN IN THE EVENT THE PLAN IS REQUIRED TO BE CHANGED BY THE RELEVANT AUTHORITIES; AND THE PURCHASER IS ADVISED TO TAKE ON-SITE MEASUREMENTS OF THE UNIT BEFORE COMMITTING TO ANY RENOVATION WORKS OR TO INSTALLATION OR PURCHASE OF ANY FURNITURE AND FURNISHING WHATSOEVER.

46, VICTORIA PARK GROVE
TYPE B1a

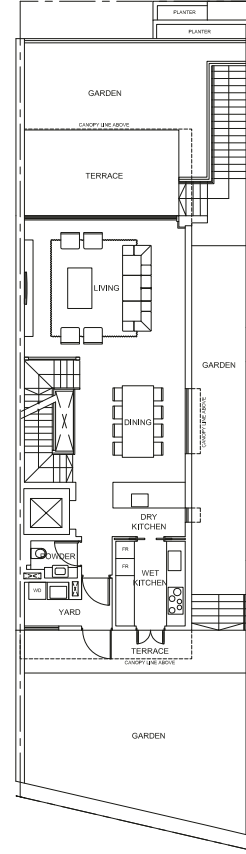
LAND AREA
230.1 SQM / 2,476.8 SQFT

FLOOR AREA
389 SQM / 4,187 SQFT

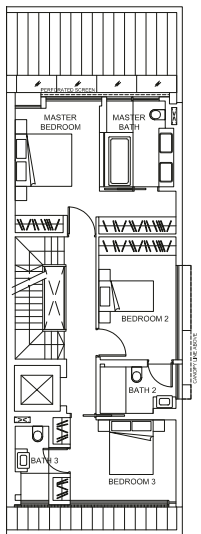
BASEMENT



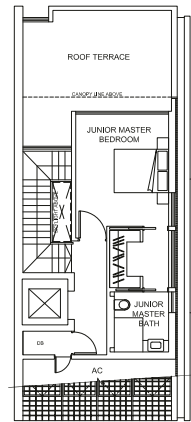
FIRST STOREY



SECOND STOREY



ATTIC



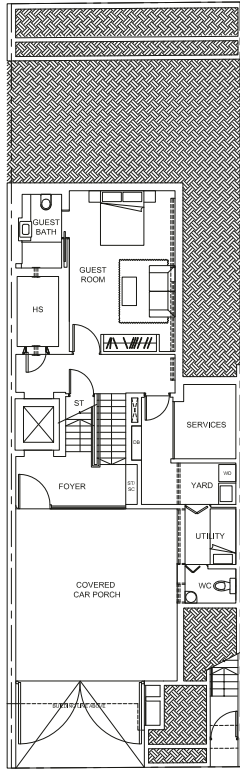
PLEASE NOTE THAT THIS FLOOR PLAN IS SUBJECT TO CHANGES THAT MAY BE REQUIRED BY THE RELEVANT AUTHORITIES. AS SUCH, THE DEVELOPER WILL NOT BE LIABLE FOR ANY CLAIMS, LOSSES, EXPENSES OF WHATEVER NATURE THAT MAY BE SUFFERED BY THE PURCHASER'S RELIANCE ON THE SAID PLAN IN THE EVENT THE PLAN IS REQUIRED TO BE CHANGED BY THE RELEVANT AUTHORITIES; AND THE PURCHASER IS ADVISED TO TAKE ON SITE MEASUREMENT(S) OF THE UNIT BEFORE COMMITTING TO ANY RENOVATION WORK(S) OR TO INSTALLATION OR PURCHASE OF ANY FURNITURE AND FURNISHING WHATSOEVER.

47, VICTORIA PARK GROVE
TYPE B2

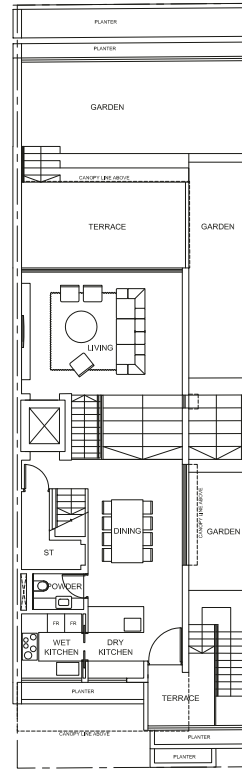
LAND AREA
213.6 SQM / 2,299.2 SQFT

FLOOR AREA
389 SQM / 4,187 SQFT

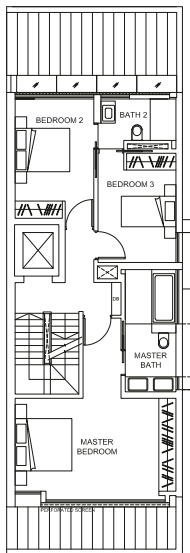
BASEMENT



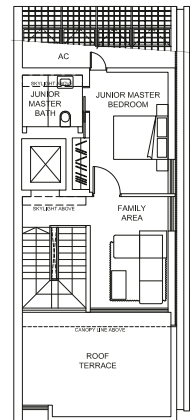
FIRST STOREY



SECOND STOREY



ATTIC



0 1m 2m 5m

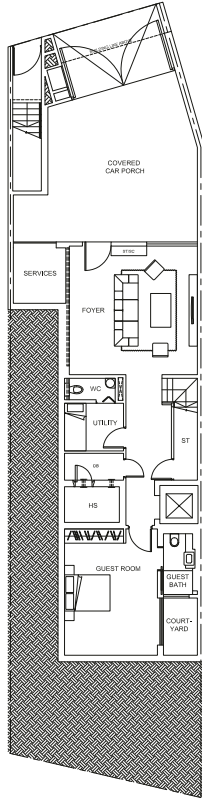
PLEASE NOTE THAT THIS FLOOR PLAN IS SUBJECT TO CHANGES THAT MAY BE REQUIRED BY THE RELEVANT AUTHORITIES. AS SUCH, THE DEVELOPER WILL NOT BE LIABLE FOR ANY CLAIMS, LOSSES, EXPENSES OF WHATEVER NATURE THAT MAY BE SUFFERED BY THE PURCHASER'S RELIANCE ON THE SAID PLAN IN THE EVENT THE PLAN IS REQUIRED TO BE CHANGED BY THE RELEVANT AUTHORITIES; AND THE PURCHASER IS ADVISED TO TAKE ON-SITE MEASUREMENTS OF THE UNIT BEFORE COMMITTING TO ANY RENOVATION WORKS OR TO INSTALLATION OR PURCHASE OF ANY FURNITURE AND FURNISHING WHATSOEVER.

48, VICTORIA PARK GROVE
TYPE B6

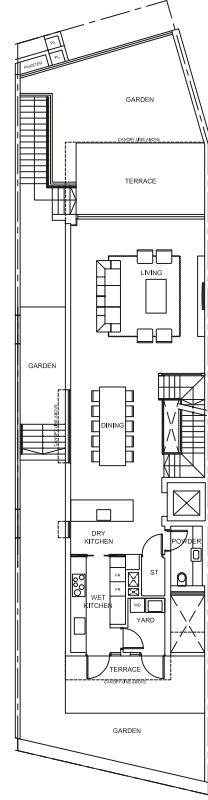
LAND AREA
248.4 SQM / 2,673.8 SQFT

FLOOR AREA
491 SQM / 5,285 SQFT

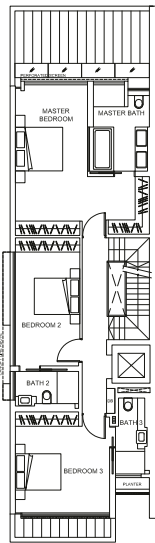
BASEMENT



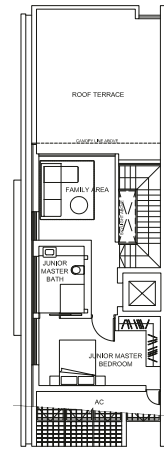
FIRST STOREY



SECOND STOREY



ATTIC

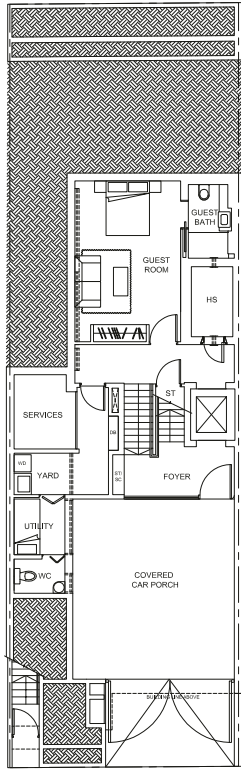


49, VICTORIA PARK GROVE
TYPE B2

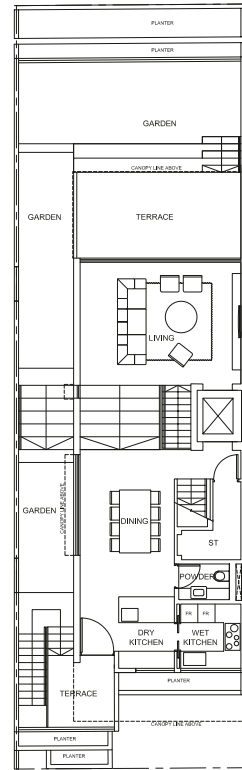
LAND AREA
213.7 SQM / 2,300.2 SQFT

FLOOR AREA
389 SQM / 4,187 SQFT

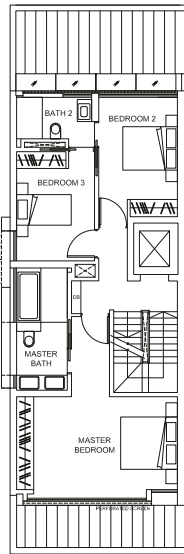
BASEMENT



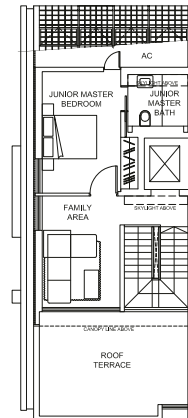
FIRST STOREY



SECOND STOREY



ATTIC

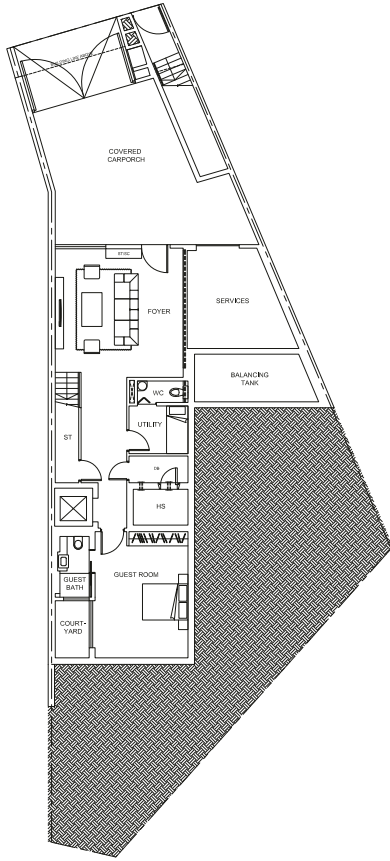


50, VICTORIA PARK GROVE
TYPE B6a

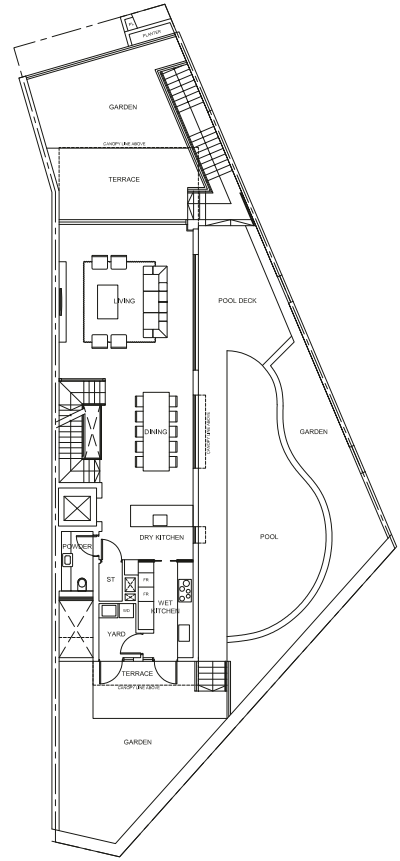
LAND AREA
326.7 SQM / 3,516.6 SQFT

FLOOR AREA
572 SQM / 6,157 SQFT

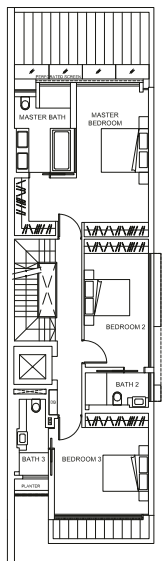
BASEMENT



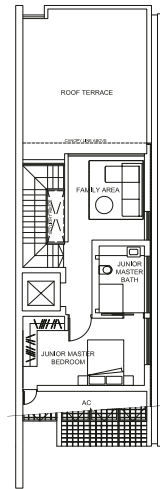
FIRST STOREY



SECOND STOREY



ATTIC



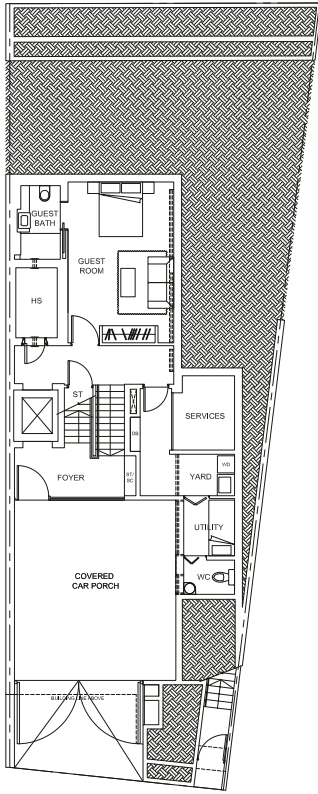
PLEASE NOTE THAT THIS FLOOR PLAN IS SUBJECT TO CHANGES THAT MAY BE REQUIRED BY THE RELEVANT AUTHORITIES. AS SUCH, THE DEVELOPER WILL NOT BE LIABLE FOR ANY CLAIMS, LOSSES, EXPENSES OF WHATEVER NATURE THAT MAY BE SUFFERED BY THE PURCHASER'S RELIANCE ON THE SAID PLAN IN THE EVENT THE PLAN IS REQUIRED TO BE CHANGED BY THE RELEVANT AUTHORITIES; AND THE PURCHASER IS ADVISED TO TAKE ON-SITE MEASUREMENT(S) OF THE UNIT BEFORE COMMITTING TO ANY RENOVATION WORK(S) OR TO INSTALLATION OR PURCHASE OF ANY FURNITURE AND FURNISHING WHATSOEVER.

51, VICTORIA PARK GROVE
TYPE B2

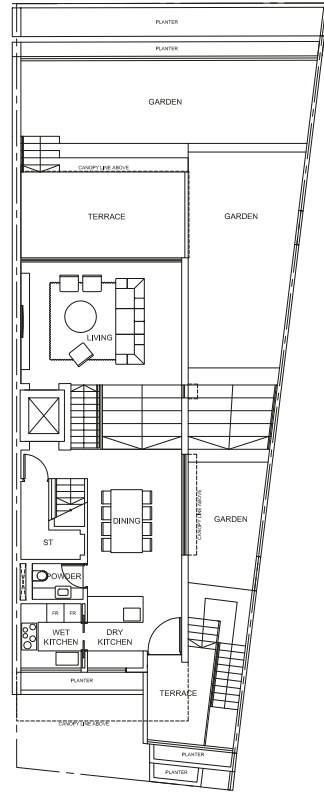
LAND AREA
249.1 SQM / 2,681.3 SQFT

FLOOR AREA
389 SQM / 4,187 SQFT

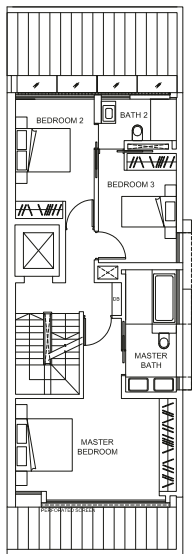
BASEMENT



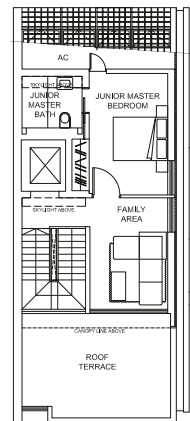
FIRST STOREY



SECOND STOREY



ATTIC



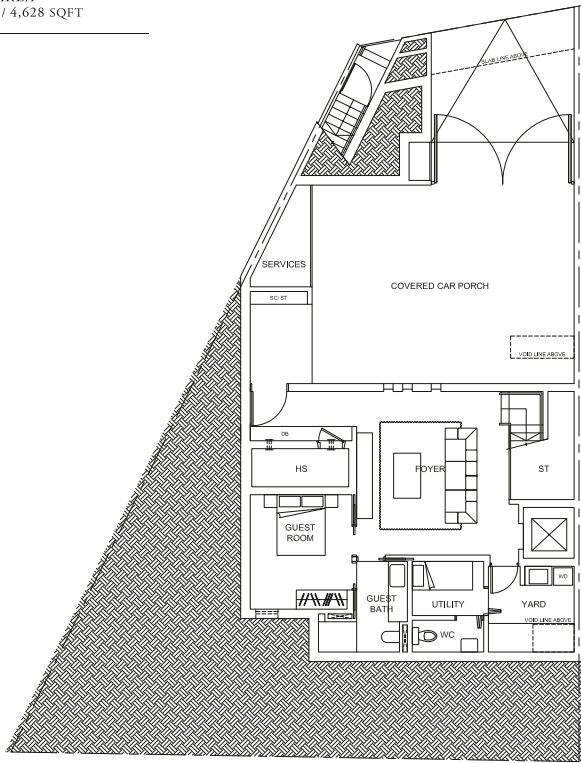
PLEASE NOTE THAT THIS FLOOR PLAN IS SUBJECT TO CHANGES THAT MAY BE REQUIRED BY THE RELEVANT AUTHORITIES. AS SUCH, THE DEVELOPER WILL NOT BE LIABLE FOR ANY CLAIMS, LOSSES, EXPENSES OF WHATEVER NATURE THAT MAY BE SUFFERED BY THE PURCHASER'S RELIANCE ON THE SAID PLAN IN THE EVENT THE PLAN IS REQUIRED TO BE CHANGED BY THE RELEVANT AUTHORITIES; AND THE PURCHASER IS ADVISED TO TAKE ON SITE MEASUREMENT(S) OF THE UNIT BEFORE COMMITTING TO ANY RENOVATION WORK(S) OR TO INSTALLATION OR PURCHASE OF ANY FURNITURE AND FURNISHING WHATSOEVER.

52, VICTORIA PARK GROVE
TYPE A1d

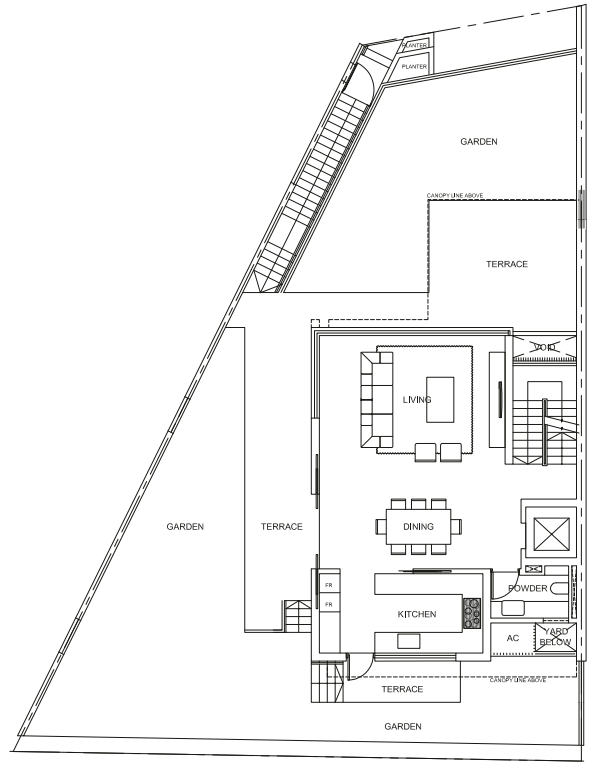
LAND AREA
282.6 SQM / 3,041.9 SQFT

FLOOR AREA
430 SQM / 4,628 SQFT

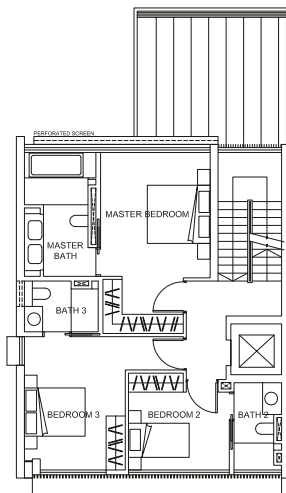
BASEMENT



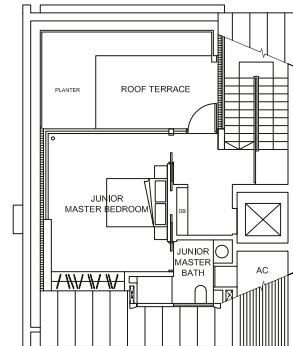
FIRST STOREY



SECOND STOREY



ATTIC



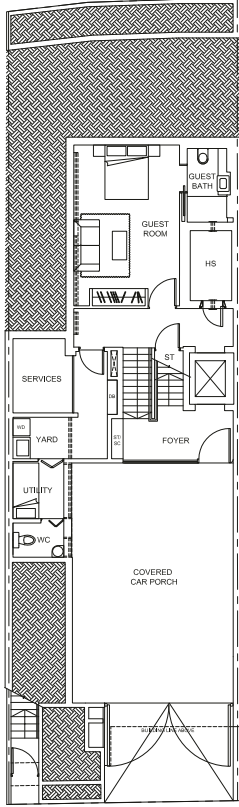
PLEASE NOTE THAT THIS FLOOR PLAN IS SUBJECT TO CHANGES THAT MAY BE REQUIRED BY THE RELEVANT AUTHORITIES. AS SUCH, THE DEVELOPER WILL NOT BE LIABLE FOR ANY CLAIMS, LOSSES, EXPENSES OF WHATEVER NATURE THAT MAY BE SUFFERED BY THE PURCHASER'S RELIANCE ON THE SAID PLAN IN THE EVENT THE PLAN IS REQUIRED TO BE CHANGED BY THE RELEVANT AUTHORITIES; AND THE PURCHASER IS ADVISED TO TAKE ON SITE MEASUREMENT(S) OF THE UNIT BEFORE COMMITTING TO ANY RENOVATION WORK(S) OR TO INSTALLATION OR PURCHASE OF ANY FURNITURE AND FURNISHING WHATSOEVER.

53, VICTORIA PARK GROVE
TYPE B2c

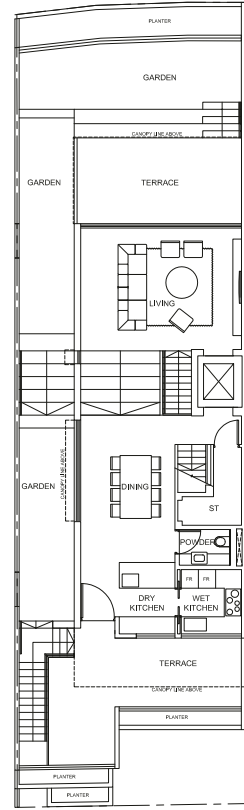
LAND AREA
223.9 SQM / 2,410.0 SQFT

FLOOR AREA
402 SQM / 4,327 SQFT

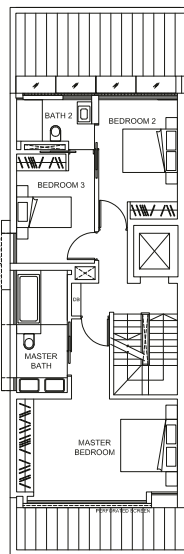
BASEMENT



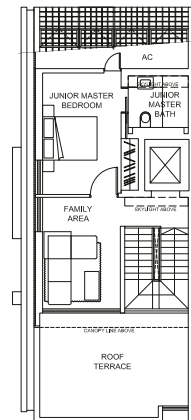
FIRST STOREY



SECOND STOREY



ATTIC



0 1m 2m 5m

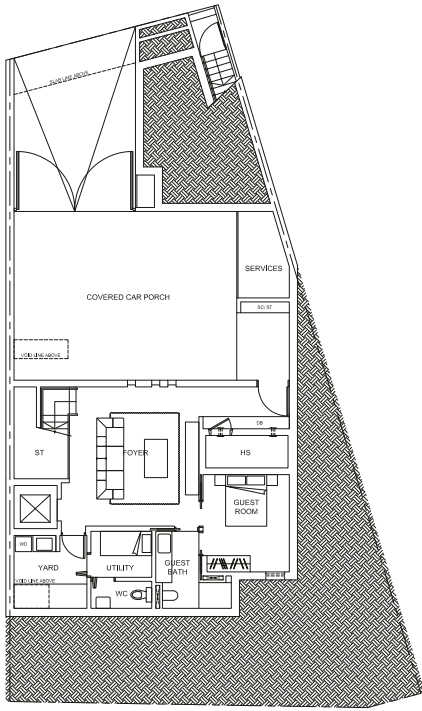
PLEASE NOTE THAT THIS FLOOR PLAN IS SUBJECT TO CHANGES THAT MAY BE REQUIRED BY THE RELEVANT AUTHORITIES. AS SUCH, THE DEVELOPER WILL NOT BE LIABLE FOR ANY CLAIMS, LOSSES, EXPENSES OF WHATEVER NATURE THAT MAY BE SUFFERED BY THE PURCHASER'S RELIANCE ON THE SAID PLAN IN THE EVENT THE PLAN IS REQUIRED TO BE CHANGED BY THE RELEVANT AUTHORITIES; AND THE PURCHASER IS ADVISED TO TAKE ON SITE MEASUREMENT(S) OF THE UNIT BEFORE COMMITTING TO ANY RENOVATION WORK(S) OR TO INSTALLATION OR PURCHASE OF ANY FURNITURE AND FURNISHING WHATSOEVER.

54, VICTORIA PARK GROVE
TYPE A1d

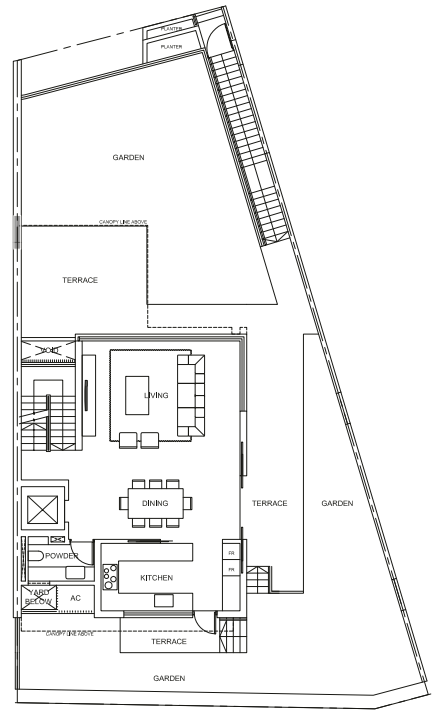
LAND AREA
289.4 SQM / 3,115.1 SQFT

FLOOR AREA
430 SQM / 4,628 SQFT

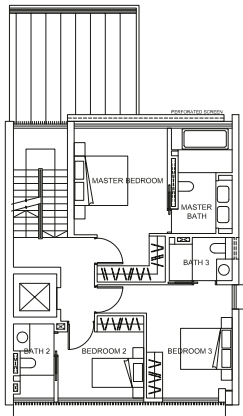
BASEMENT



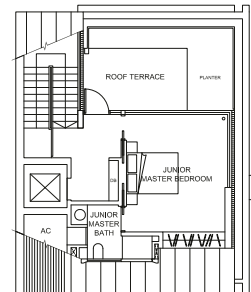
FIRST STOREY



SECOND STOREY



ATTIC



0 1m 2m 5m

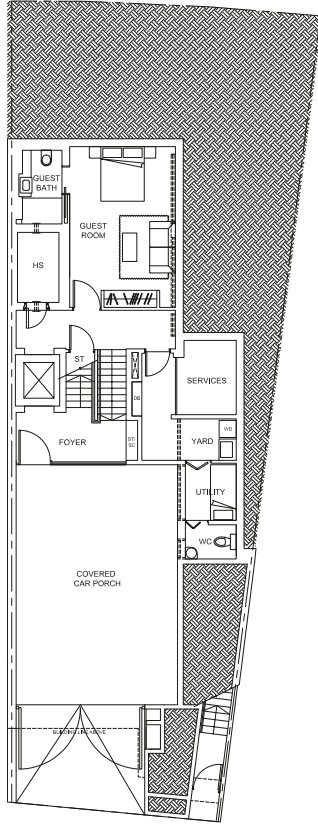
PLEASE NOTE THAT THIS FLOOR PLAN IS SUBJECT TO CHANGES THAT MAY BE REQUIRED BY THE RELEVANT AUTHORITIES. AS SUCH, THE DEVELOPER WILL NOT BE LIABLE FOR ANY CLAIMS, LOSSES, EXPENSES OF WHATEVER NATURE THAT MAY BE SUFFERED BY THE PURCHASER'S RELIANCE ON THE SAID PLAN IN THE EVENT THE PLAN IS REQUIRED TO BE CHANGED BY THE RELEVANT AUTHORITIES; AND THE PURCHASER IS ADVISED TO TAKE ON SITE MEASUREMENT(S) OF THE UNIT BEFORE COMMITTING TO ANY RENOVATION WORK(S) OR TO INSTALLATION OR PURCHASE OF ANY FURNITURE AND FURNISHING WHATSOEVER.

55, VICTORIA PARK GROVE
TYPE B2c

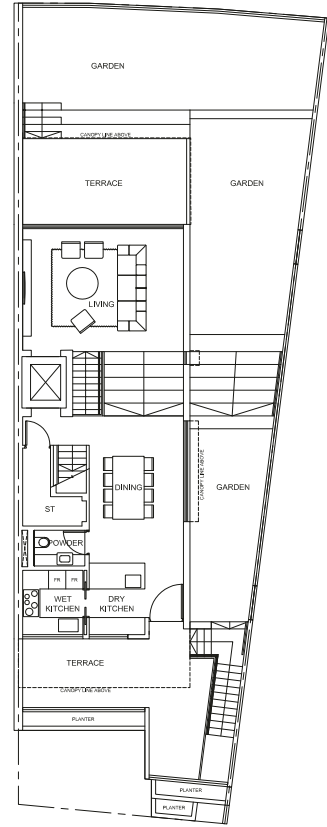
LAND AREA
255.3 SQM / 2,748.0 SQFT

FLOOR AREA
402 SQM / 4,327 SQFT

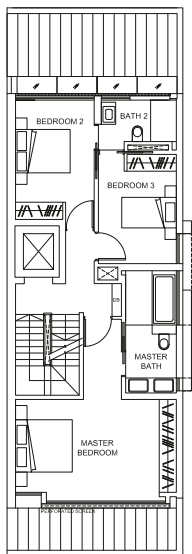
BASEMENT



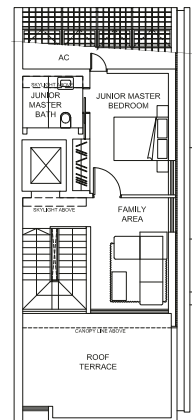
FIRST STOREY



SECOND STOREY



ATTIC



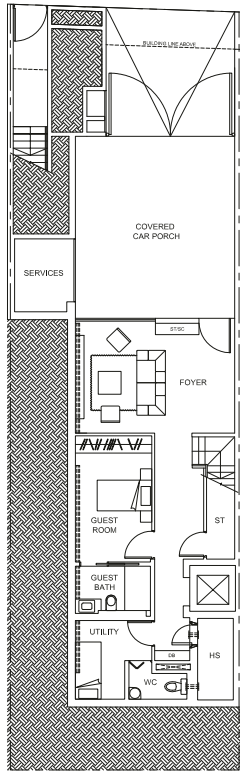
PLEASE NOTE THAT THIS FLOOR PLAN IS SUBJECT TO CHANGES THAT MAY BE REQUIRED BY THE RELEVANT AUTHORITIES. AS SUCH, THE DEVELOPER WILL NOT BE LIABLE FOR ANY CLAIMS, LOSSES, EXPENSES OF WHATEVER NATURE THAT MAY BE SUFFERED BY THE PURCHASER'S RELIANCE ON THE SAID PLAN IN THE EVENT THE PLAN IS REQUIRED TO BE CHANGED BY THE RELEVANT AUTHORITIES; AND THE PURCHASER IS ADVISED TO TAKE ON SITE MEASUREMENT(S) OF THE UNIT BEFORE COMMITTING TO ANY RENOVATION WORK(S) OR TO INSTALLATION OR PURCHASE OF ANY FURNITURE AND FURNISHING WHATSOEVER.

56, VICTORIA PARK GROVE
TYPE B1

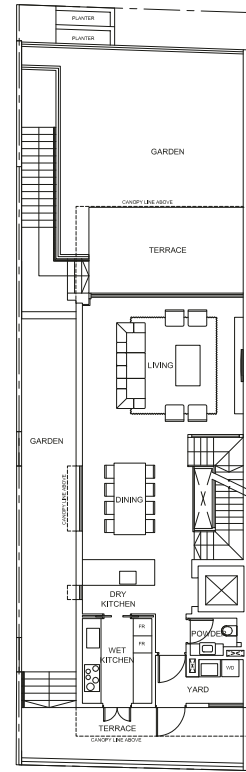
LAND AREA
212.6 SQM / 2,288.4 SQFT

FLOOR AREA
389 SQM / 4,187 SQFT

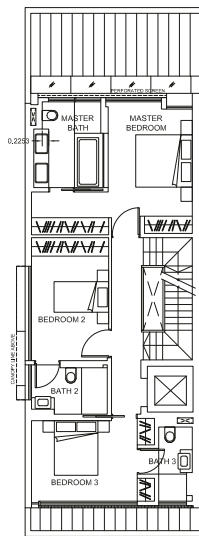
BASEMENT



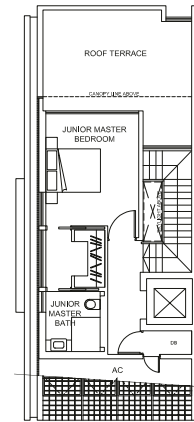
FIRST STOREY



SECOND STOREY



ATTIC



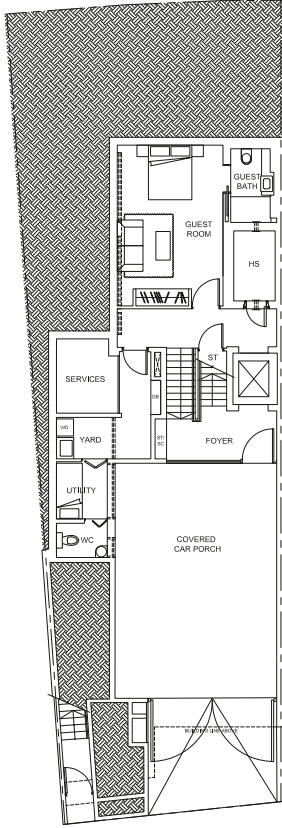
PLEASE NOTE THAT THIS FLOOR PLAN IS SUBJECT TO CHANGES THAT MAY BE REQUIRED BY THE RELEVANT AUTHORITIES. AS SUCH, THE DEVELOPER WILL NOT BE LIABLE FOR ANY CLAIMS, LOSSES, EXPENSES OF WHATEVER NATURE THAT MAY BE SUFFERED BY THE PURCHASER'S RELIANCE ON THE SAID PLAN IN THE EVENT THE PLAN IS REQUIRED TO BE CHANGED BY THE RELEVANT AUTHORITIES; AND THE PURCHASER IS ADVISED TO TAKE ON-SITE MEASUREMENT(S) OF THE UNIT BEFORE COMMITTING TO ANY RENOVATION WORK(S) OR TO INSTALLATION OR PURCHASE OF ANY FURNITURE AND FURNISHING WHATSOEVER.

57, VICTORIA PARK GROVE
TYPE B2c

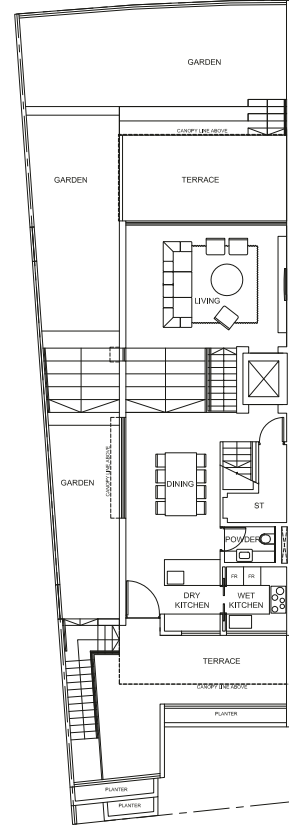
LAND AREA
242.9 SQM / 2,614.6 SQFT

FLOOR AREA
402 SQM / 4,327 SQFT

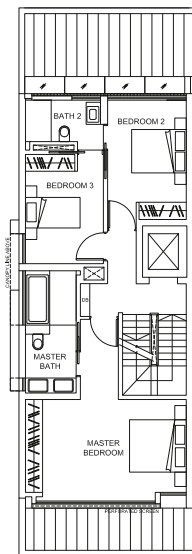
BASEMENT



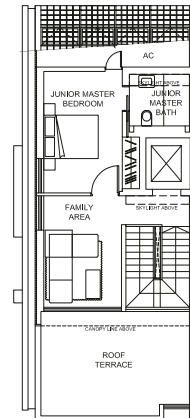
FIRST STOREY



SECOND STOREY



ATTIC



0 1m 2m 5m

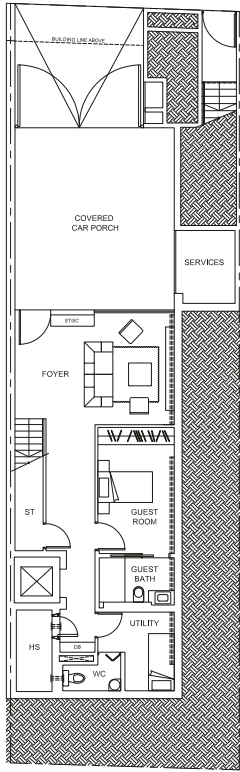
PLEASE NOTE THAT THIS FLOOR PLAN IS SUBJECT TO CHANGES THAT MAY BE REQUIRED BY THE RELEVANT AUTHORITIES. AS SUCH, THE DEVELOPER WILL NOT BE LIABLE FOR ANY CLAIMS, LOSSES, EXPENSES OF WHATEVER NATURE THAT MAY BE SUFFERED BY THE PURCHASER'S RELIANCE ON THE SAID PLAN IN THE EVENT THE PLAN IS REQUIRED TO BE CHANGED BY THE RELEVANT AUTHORITIES; AND THE PURCHASER IS ADVISED TO TAKE ON SITE MEASUREMENT(S) OF THE UNIT BEFORE COMMITTING TO ANY RENOVATION WORK(S) OR TO INSTALLATION OR PURCHASE OF ANY FURNITURE AND FURNISHING WHATSOEVER.

58, VICTORIA PARK GROVE
TYPE B1a

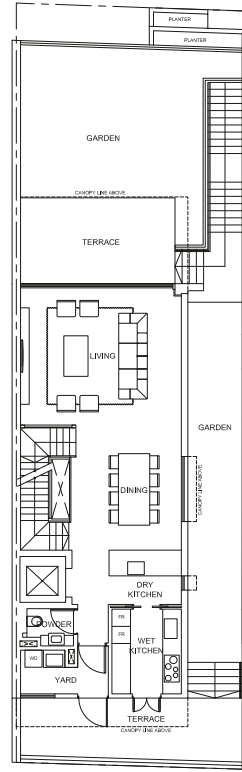
LAND AREA
212.3 SQM / 2,285.2 SQFT

FLOOR AREA
389 SQM / 4,187 SQFT

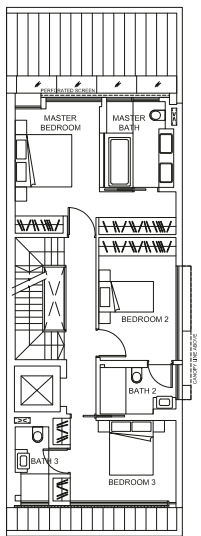
BASEMENT



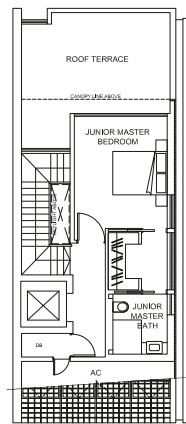
FIRST STOREY



SECOND STOREY



ATTIC



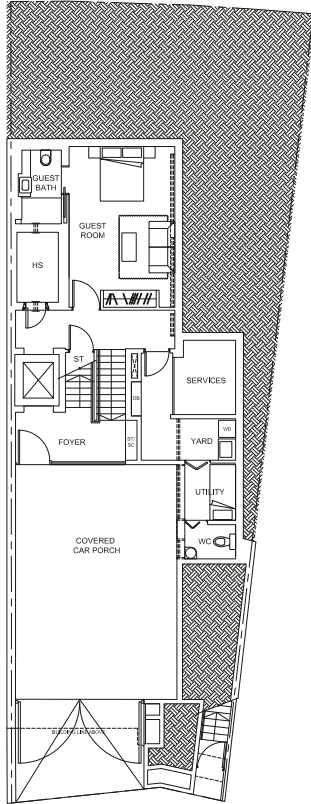
PLEASE NOTE THAT THIS FLOOR PLAN IS SUBJECT TO CHANGES THAT MAY BE REQUIRED BY THE RELEVANT AUTHORITIES. AS SUCH, THE DEVELOPER WILL NOT BE LIABLE FOR ANY CLAIMS, LOSSES, EXPENSES OF WHATEVER NATURE THAT MAY BE SUFFERED BY THE PURCHASER'S RELIANCE ON THE SAID PLAN IN THE EVENT THE PLAN IS REQUIRED TO BE CHANGED BY THE RELEVANT AUTHORITIES; AND THE PURCHASER IS ADVISED TO TAKE ON-SITE MEASUREMENT(S) OF THE UNIT BEFORE COMMITTING TO ANY RENOVATION WORK(S) OR TO INSTALLATION OR PURCHASE OF ANY FURNITURE AND FURNISHING WHATSOEVER.

59, VICTORIA PARK GROVE
TYPE B2c

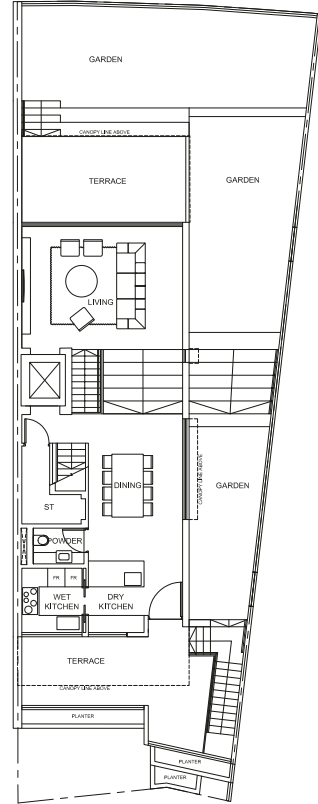
LAND AREA
248.7 SQM / 2,677.0 SQFT

FLOOR AREA
402 SQM / 4,327 SQFT

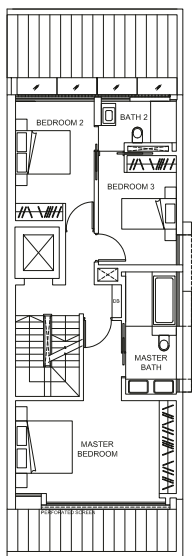
BASEMENT



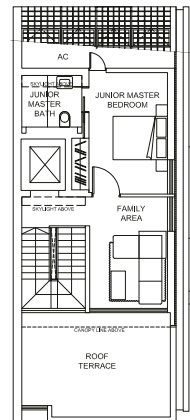
FIRST STOREY



SECOND STOREY



ATTIC



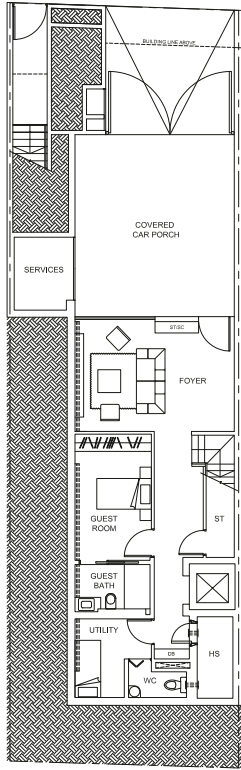
PLEASE NOTE THAT THIS FLOOR PLAN IS SUBJECT TO CHANGES THAT MAY BE REQUIRED BY THE RELEVANT AUTHORITIES. AS SUCH, THE DEVELOPER WILL NOT BE LIABLE FOR ANY CLAIMS, LOSSES, EXPENSES OF WHATEVER NATURE THAT MAY BE SUFFERED BY THE PURCHASER'S RELIANCE ON THE SAID PLAN IN THE EVENT THE PLAN IS REQUIRED TO BE CHANGED BY THE RELEVANT AUTHORITIES; AND THE PURCHASER IS ADVISED TO TAKE ON-SITE MEASUREMENT(S) OF THE UNIT BEFORE COMMITTING TO ANY RENOVATION WORK(S) OR TO INSTALLATION OR PURCHASE OF ANY FURNITURE AND FURNISHING WHATSOEVER.

60, VICTORIA PARK GROVE
TYPE B1

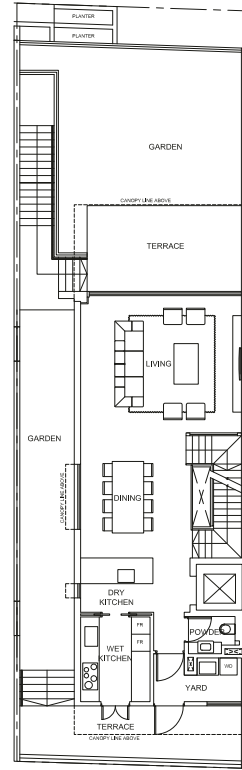
LAND AREA
212.1 SQM / 2,283.0 SQFT

FLOOR AREA
389 SQM / 4,187 SQFT

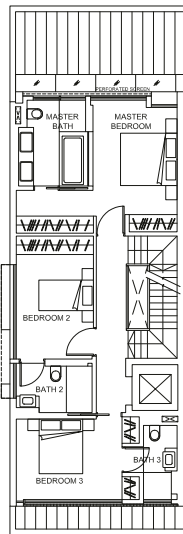
BASEMENT



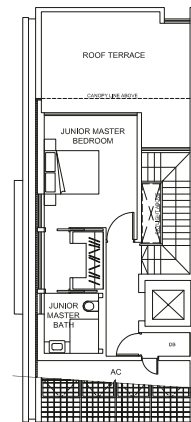
FIRST STOREY



SECOND STOREY



ATTIC



0 1m 2m 5m

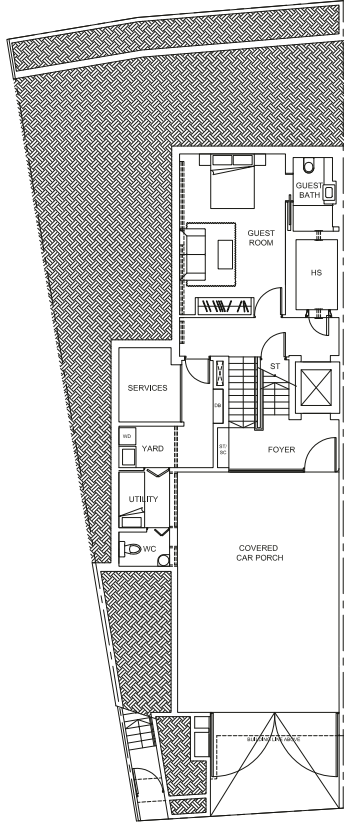
PLEASE NOTE THAT THIS FLOOR PLAN IS SUBJECT TO CHANGES THAT MAY BE REQUIRED BY THE RELEVANT AUTHORITIES. AS SUCH, THE DEVELOPER WILL NOT BE LIABLE FOR ANY CLAIMS, LOSSES, EXPENSES OF WHATEVER NATURE THAT MAY BE SUFFERED BY THE PURCHASER'S RELIANCE ON THE SAID PLAN IN THE EVENT THE PLAN IS REQUIRED TO BE CHANGED BY THE RELEVANT AUTHORITIES; AND THE PURCHASER IS ADVISED TO TAKE ON SITE MEASUREMENT(S) OF THE UNIT BEFORE COMMITTING TO ANY RENOVATION WORK(S) OR TO INSTALLATION OR PURCHASE OF ANY FURNITURE AND FURNISHING WHATSOEVER.

61, VICTORIA PARK GROVE
TYPE B2c

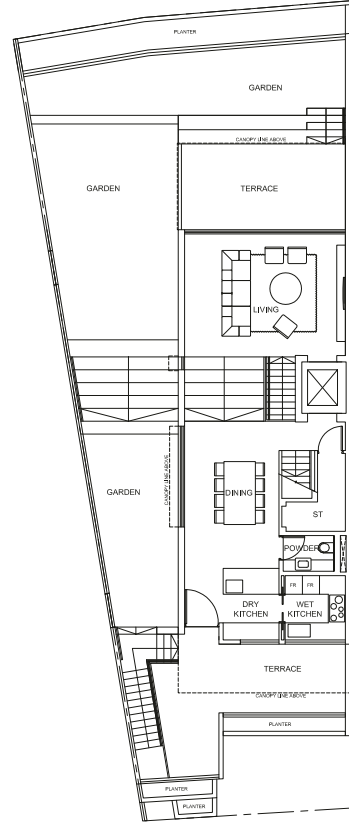
LAND AREA
265.6 SQM / 2,858.9 SQFT

FLOOR AREA
402 SQM / 4,327 SQFT

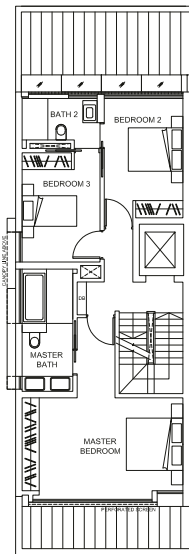
BASEMENT



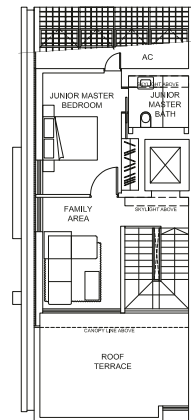
FIRST STOREY



SECOND STOREY



ATTIC



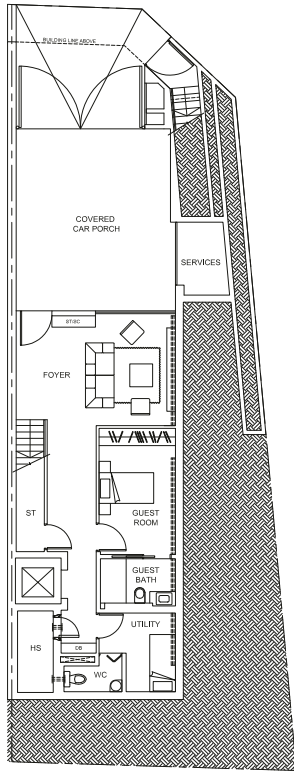
PLEASE NOTE THAT THIS FLOOR PLAN IS SUBJECT TO CHANGES THAT MAY BE REQUIRED BY THE RELEVANT AUTHORITIES. AS SUCH, THE DEVELOPER WILL NOT BE LIABLE FOR ANY CLAIMS, LOSSES, EXPENSES OF WHATEVER NATURE THAT MAY BE SUFFERED BY THE PURCHASER'S RELIANCE ON THE SAID PLAN IN THE EVENT THE PLAN IS REQUIRED TO BE CHANGED BY THE RELEVANT AUTHORITIES; AND THE PURCHASER IS ADVISED TO TAKE ON SITE MEASUREMENT(S) OF THE UNIT BEFORE COMMITTING TO ANY RENOVATION WORK(S) OR TO INSTALLATION OR PURCHASE OF ANY FURNITURE AND FURNISHING WHATSOEVER.

62, VICTORIA PARK GROVE
TYPE B1c

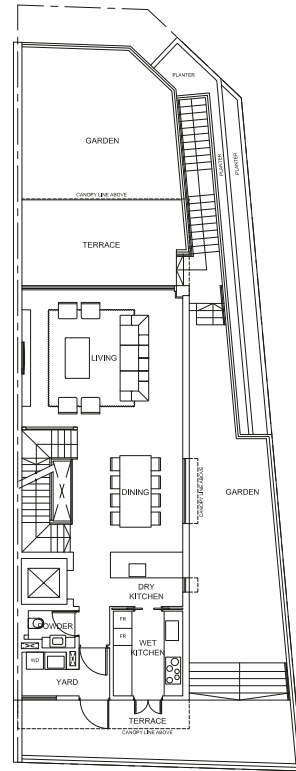
LAND AREA
227.3 SQM / 2,446.6 SQFT

FLOOR AREA
390 SQM / 4,198 SQFT

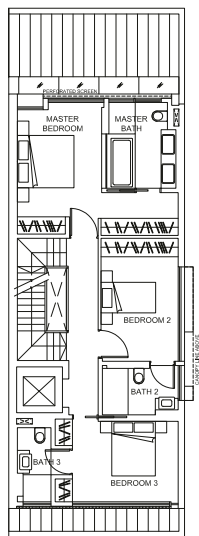
BASEMENT



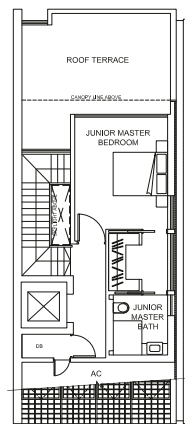
FIRST STOREY



SECOND STOREY



ATTIC



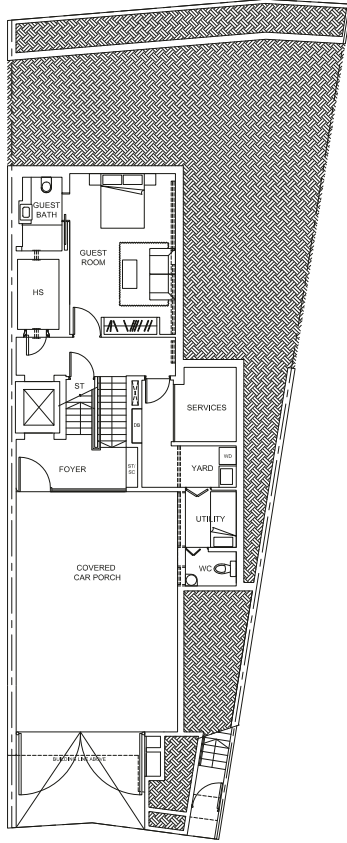
PLEASE NOTE THAT THIS FLOOR PLAN IS SUBJECT TO CHANGES THAT MAY BE REQUIRED BY THE RELEVANT AUTHORITIES. AS SUCH, THE DEVELOPER WILL NOT BE LIABLE FOR ANY CLAIMS, LOSSES, EXPENSES OF WHATEVER NATURE THAT MAY BE SUFFERED BY THE PURCHASER'S RELIANCE ON THE SAID PLAN IN THE EVENT THE PLAN IS REQUIRED TO BE CHANGED BY THE RELEVANT AUTHORITIES; AND THE PURCHASER IS ADVISED TO TAKE ON SITE MEASUREMENT(S) OF THE UNIT BEFORE COMMITTING TO ANY RENOVATION WORK(S) OR TO INSTALLATION OR PURCHASE OF ANY FURNITURE AND FURNISHING WHATSOEVER.

63, VICTORIA PARK GROVE
TYPE B2c

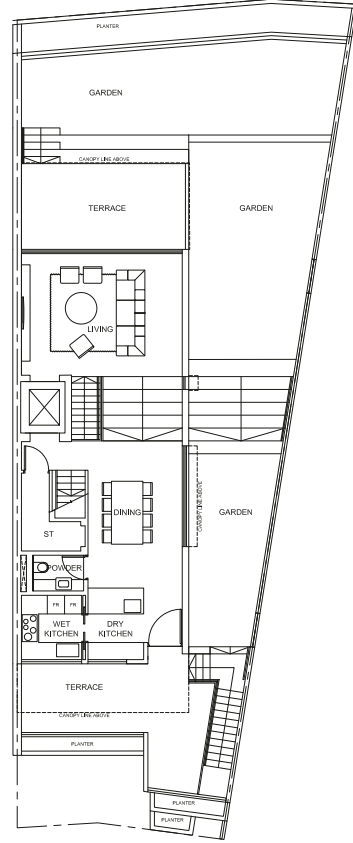
LAND AREA
273.1 SQM / 2,939.6 SQFT

FLOOR AREA
402 SQM / 4,327 SQFT

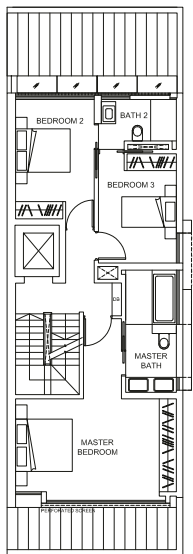
BASEMENT



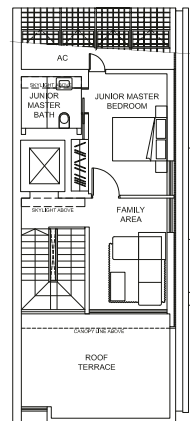
FIRST STOREY



SECOND STOREY



ATTIC



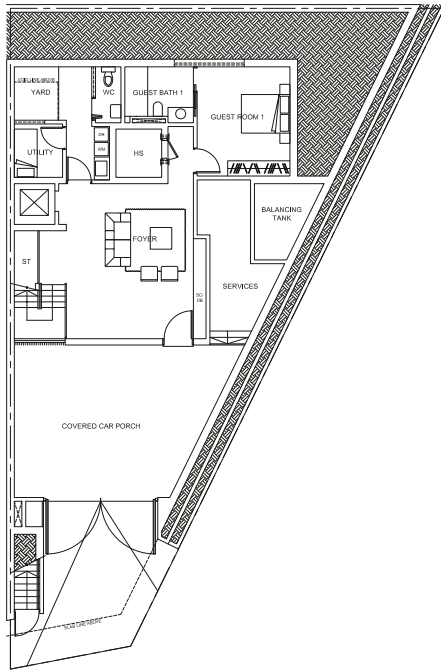
PLEASE NOTE THAT THIS FLOOR PLAN IS SUBJECT TO CHANGES THAT MAY BE REQUIRED BY THE RELEVANT AUTHORITIES. AS SUCH, THE DEVELOPER WILL NOT BE LIABLE FOR ANY CLAIMS, LOSSES, EXPENSES OF WHATEVER NATURE THAT MAY BE SUFFERED BY THE PURCHASER'S RELIANCE ON THE SAID PLAN IN THE EVENT THE PLAN IS REQUIRED TO BE CHANGED BY THE RELEVANT AUTHORITIES; AND THE PURCHASER IS ADVISED TO TAKE ON SITE MEASUREMENT(S) OF THE UNIT BEFORE COMMITTING TO ANY RENOVATION WORK(S) OR TO INSTALLATION OR PURCHASE OF ANY FURNITURE AND FURNISHING WHATSOEVER.

64, VICTORIA PARK GROVE
TYPE A5

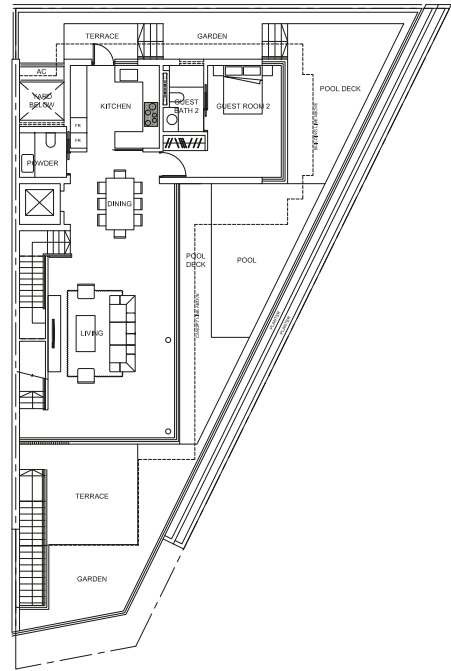
LAND AREA
275.0 SQM / 2,960.1 SQFT

FLOOR AREA
605 SQM / 6,512 SQFT

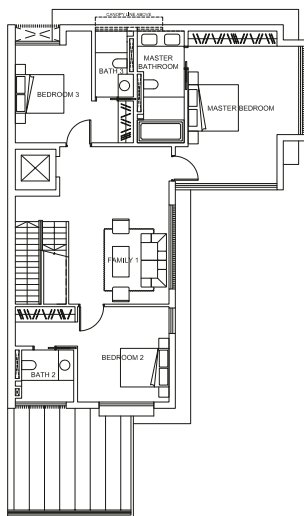
BASEMENT



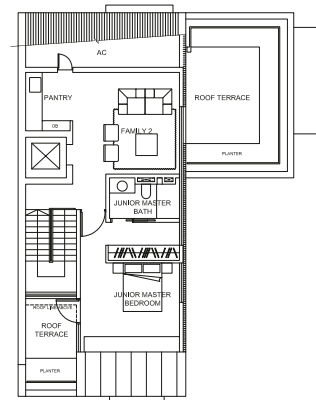
FIRST STOREY



SECOND STOREY



ATTIC



0 1m 2m 5m

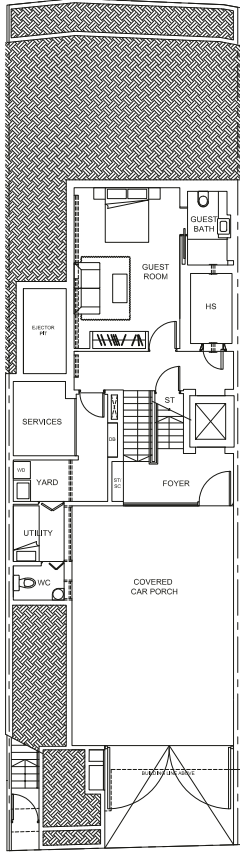
PLEASE NOTE THAT THIS FLOOR PLAN IS SUBJECT TO CHANGES THAT MAY BE REQUIRED BY THE RELEVANT AUTHORITIES. AS SUCH, THE DEVELOPER WILL NOT BE LIABLE FOR ANY CLAIMS, LOSSES, EXPENSES OF WHATEVER NATURE THAT MAY BE SUFFERED BY THE PURCHASER'S RELIANCE ON THE SAID PLAN IN THE EVENT THE PLAN IS REQUIRED TO BE CHANGED BY THE RELEVANT AUTHORITIES; AND THE PURCHASER IS ADVISED TO TAKE ON-SITE MEASUREMENTS OF THE UNIT BEFORE COMMITTING TO ANY RENOVATION WORKS OR TO INSTALLATION OR PURCHASE OF ANY FURNITURE AND FURNISHING WHATSOEVER.

65, VICTORIA PARK GROVE
TYPE B2b

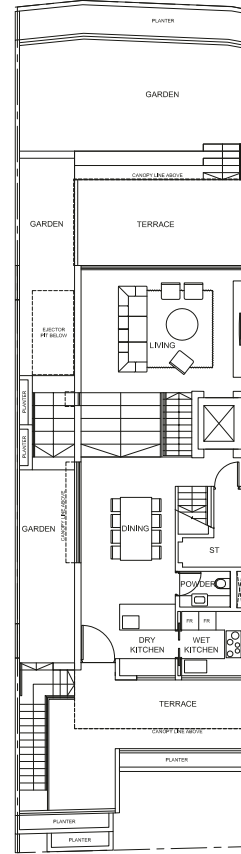
LAND AREA
236.7 SQM / 2,547.8 SQFT

FLOOR AREA
401 SQM / 4,316 SQFT

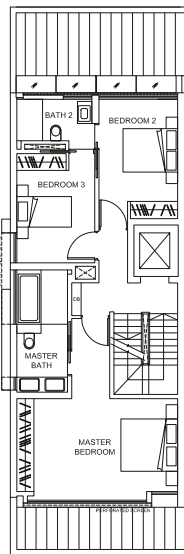
BASEMENT



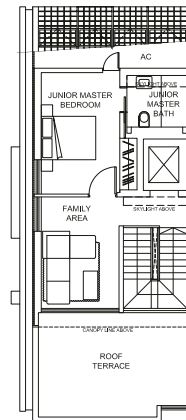
FIRST STOREY



SECOND STOREY



ATTIC



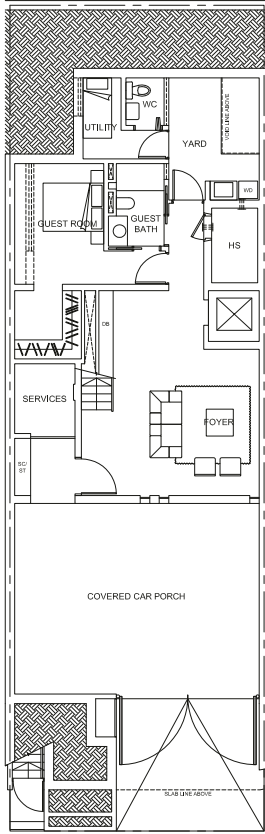
PLEASE NOTE THAT THIS FLOOR PLAN IS SUBJECT TO CHANGES THAT MAY BE REQUIRED BY THE RELEVANT AUTHORITIES. AS SUCH, THE DEVELOPER WILL NOT BE LIABLE FOR ANY CLAIMS, LOSSES, EXPENSES OF WHATEVER NATURE THAT MAY BE SUFFERED BY THE PURCHASER'S RELIANCE ON THE SAID PLAN IN THE EVENT THE PLAN IS REQUIRED TO BE CHANGED BY THE RELEVANT AUTHORITIES; AND THE PURCHASER IS ADVISED TO TAKE ON SITE MEASUREMENTS OF THE UNIT BEFORE COMMITTING TO ANY RENOVATION WORKS OR TO INSTALLATION OR PURCHASE OF ANY FURNITURE AND FURNISHING WHATSOEVER.

66, VICTORIA PARK GROVE
TYPE A2

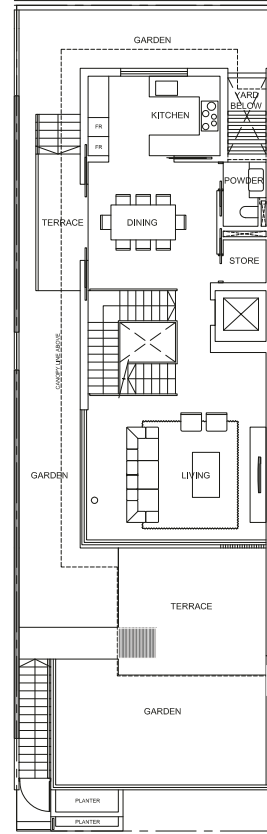
LAND AREA
208.0 SQM / 2,238.9 SQFT

FLOOR AREA
435 SQM / 4,682 SQFT

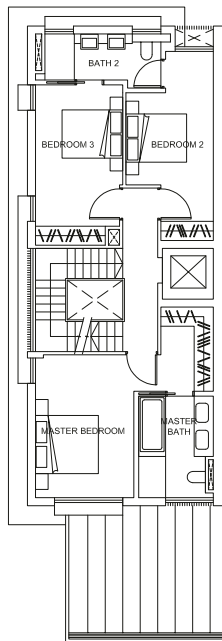
BASEMENT



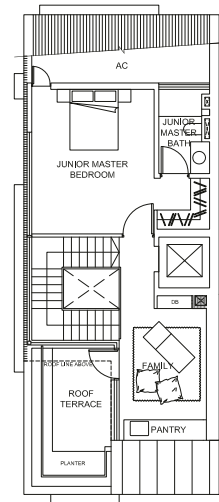
FIRST STOREY



SECOND STOREY



ATTIC



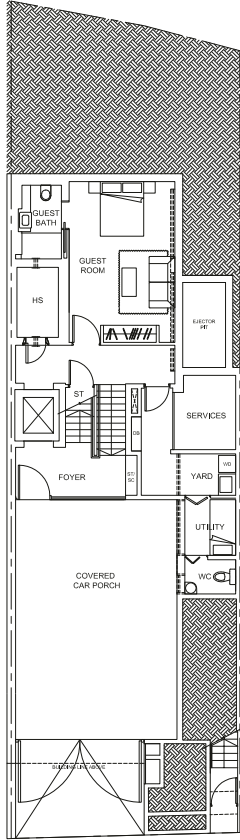
PLEASE NOTE THAT THIS FLOOR PLAN IS SUBJECT TO CHANGES THAT MAY BE REQUIRED BY THE RELEVANT AUTHORITIES. AS SUCH, THE DEVELOPER WILL NOT BE LIABLE FOR ANY CLAIMS, LOSSES, EXPENSES OF WHATEVER NATURE THAT MAY BE SUFFERED BY THE PURCHASER'S RELIANCE ON THE SAID PLAN IN THE EVENT THE PLAN IS REQUIRED TO BE CHANGED BY THE RELEVANT AUTHORITIES; AND THE PURCHASER IS ADVISED TO TAKE ON-SITE MEASUREMENT(S) OF THE UNIT BEFORE COMMITTING TO ANY RENOVATION WORK(S) OR TO INSTALLATION OR PURCHASE OF ANY FURNITURE AND FURNISHING WHATSOEVER.

67, VICTORIA PARK GROVE
TYPE B2b

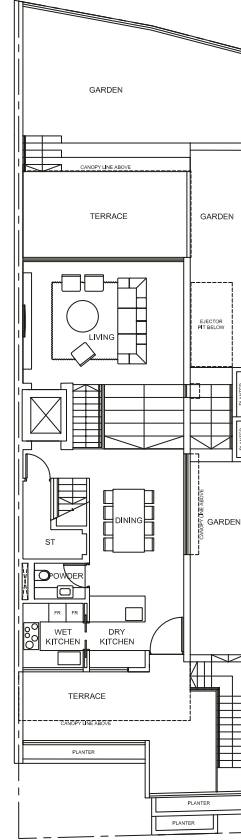
LAND AREA
227.2 SQM / 2,445.6 SQFT

FLOOR AREA
401 SQM / 4,316 SQFT

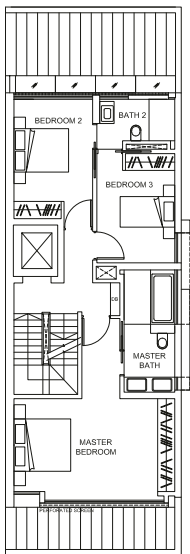
BASEMENT



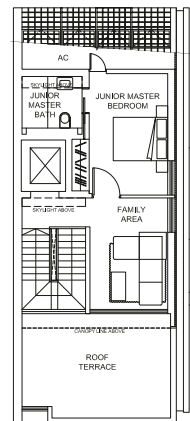
FIRST STOREY



SECOND STOREY



ATTIC



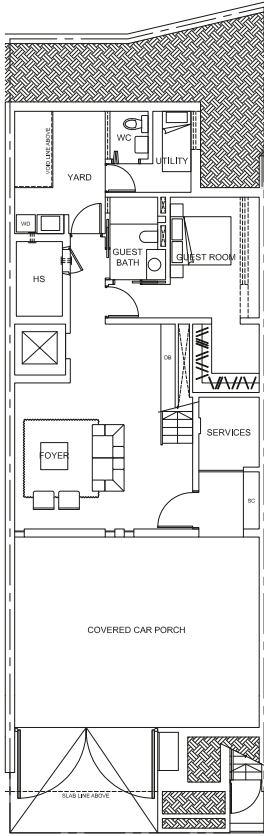
PLEASE NOTE THAT THIS FLOOR PLAN IS SUBJECT TO CHANGES THAT MAY BE REQUIRED BY THE RELEVANT AUTHORITIES. AS SUCH, THE DEVELOPER WILL NOT BE LIABLE FOR ANY CLAIMS, LOSSES, EXPENSES OF WHATEVER NATURE THAT MAY BE SUFFERED BY THE PURCHASER'S RELIANCE ON THE SAID PLAN IN THE EVENT THE PLAN IS REQUIRED TO BE CHANGED BY THE RELEVANT AUTHORITIES; AND THE PURCHASER IS ADVISED TO TAKE ON SITE MEASUREMENT(S) OF THE UNIT BEFORE COMMITTING TO ANY RENOVATION WORK(S) OR TO INSTALLATION OR PURCHASE OF ANY FURNITURE AND FURNISHING WHATSOEVER.

68, VICTORIA PARK GROVE
TYPE A2

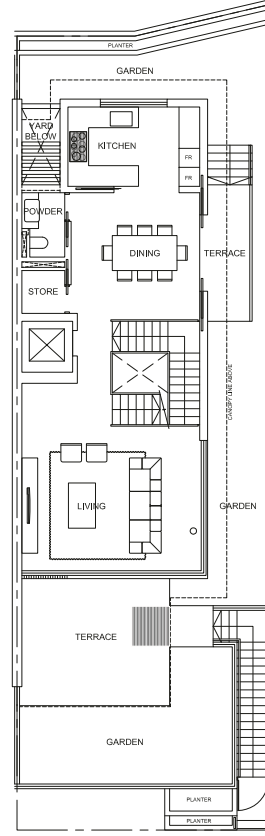
LAND AREA
202.1 SQM / 2,175.4 SQFT

FLOOR AREA
435 SQM / 4,682 SQFT

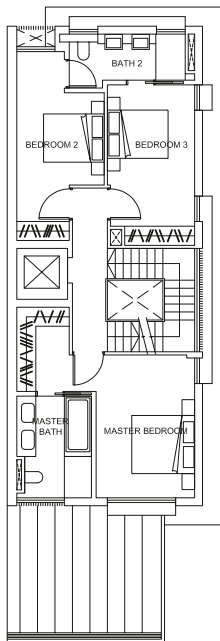
BASEMENT



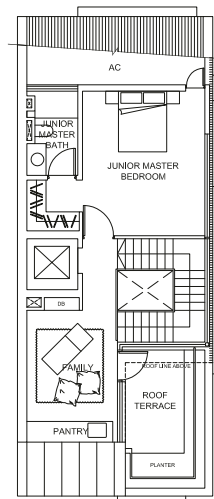
FIRST STOREY



SECOND STOREY



ATTIC

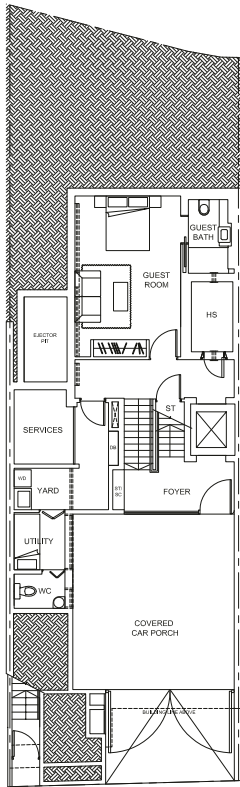


69, VICTORIA PARK GROVE
TYPE B2a

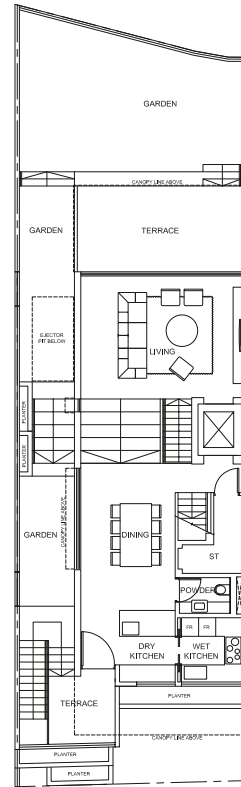
LAND AREA
209.8 SQM / 2,258.3 SQFT

FLOOR AREA
388 SQM / 4,176 SQFT

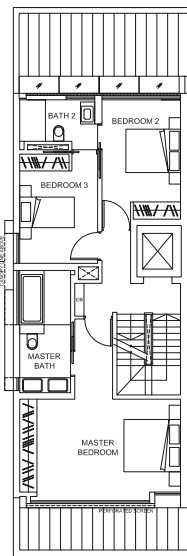
BASEMENT



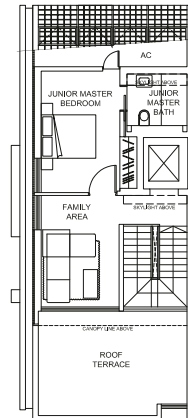
FIRST STOREY



SECOND STOREY



ATTIC



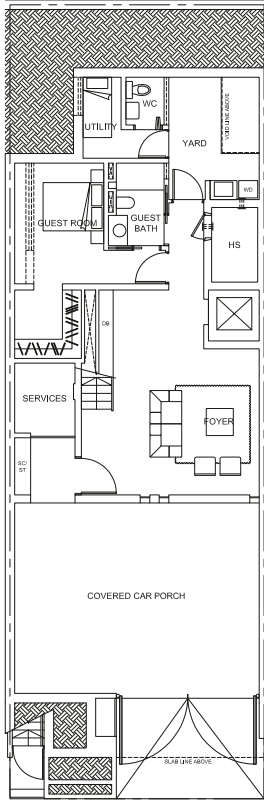
PLEASE NOTE THAT THIS FLOOR PLAN IS SUBJECT TO CHANGES THAT MAY BE REQUIRED BY THE RELEVANT AUTHORITIES. AS SUCH, THE DEVELOPER WILL NOT BE LIABLE FOR ANY CLAIMS, LOSSES, EXPENSES OF WHATEVER NATURE THAT MAY BE SUFFERED BY THE PURCHASER'S RELIANCE ON THE SAID PLAN IN THE EVENT THE PLAN IS REQUIRED TO BE CHANGED BY THE RELEVANT AUTHORITIES; AND THE PURCHASER IS ADVISED TO TAKE ON-SITE MEASUREMENTS OF THE UNIT BEFORE COMMITTING TO ANY RENOVATION WORKS OR TO INSTALLATION OR PURCHASE OF ANY FURNITURE AND FURNISHING WHATSOEVER.

70, VICTORIA PARK GROVE
TYPE A2

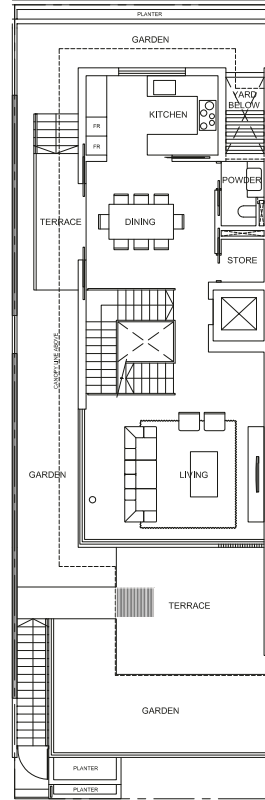
LAND AREA
200.0 SQM / 2.152.8 SQFT

FLOOR AREA
435 SQM / 4.682 SQFT

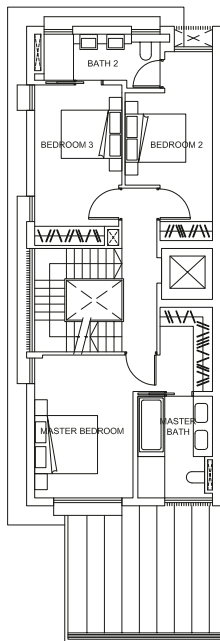
BASEMENT



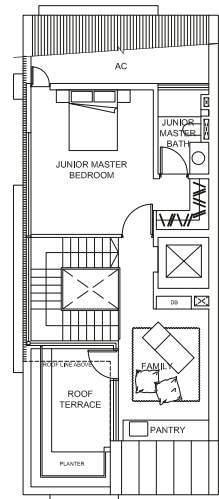
FIRST STOREY



SECOND STOREY



ATTIC



0 1m 2m 5m

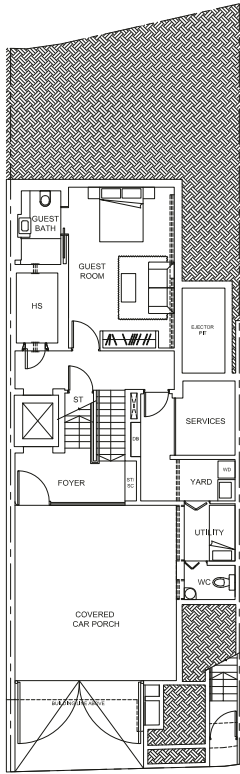
PLEASE NOTE THAT THIS FLOOR PLAN IS SUBJECT TO CHANGES THAT MAY BE REQUIRED BY THE RELEVANT AUTHORITIES. AS SUCH, THE DEVELOPER WILL NOT BE LIABLE FOR ANY CLAIMS, LOSSES, EXPENSES OF WHATEVER NATURE THAT MAY BE SUFFERED BY THE PURCHASER'S RELIANCE ON THE SAID PLAN IN THE EVENT THE PLAN IS REQUIRED TO BE CHANGED BY THE RELEVANT AUTHORITIES; AND THE PURCHASER IS ADVISED TO TAKE ON-SITE MEASUREMENTS OF THE UNIT BEFORE COMMITTING TO ANY RENOVATION WORKS OR TO INSTALLATION OR PURCHASE OF ANY FURNITURE AND FURNISHING WHATSOEVER.

71, VICTORIA PARK GROVE
TYPE B2a

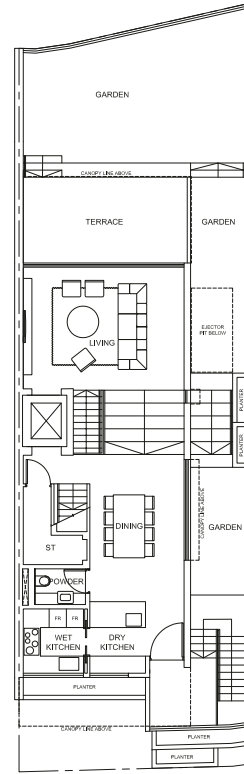
LAND AREA
207.0 SQM / 2,228.1 SQFT

FLOOR AREA
388 SQM / 4,176 SQFT

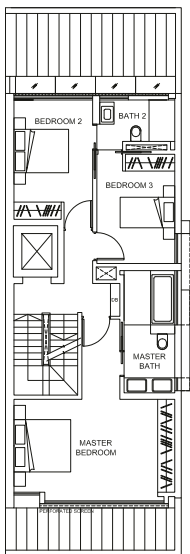
BASEMENT



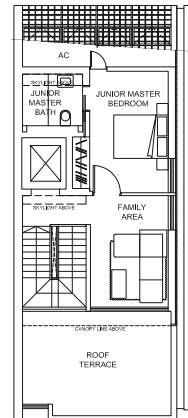
FIRST STOREY



SECOND STOREY



ATTIC



0 1m 2m 5m

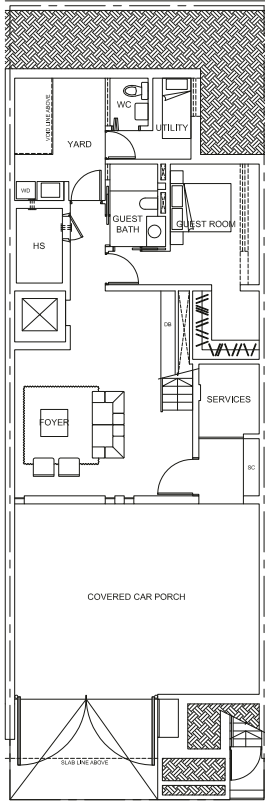
PLEASE NOTE THAT THIS FLOOR PLAN IS SUBJECT TO CHANGES THAT MAY BE REQUIRED BY THE RELEVANT AUTHORITIES. AS SUCH, THE DEVELOPER WILL NOT BE LIABLE FOR ANY CLAIMS, LOSSES, EXPENSES OF WHATEVER NATURE THAT MAY BE SUFFERED BY THE PURCHASER'S RELIANCE ON THE SAID PLAN IN THE EVENT THE PLAN IS REQUIRED TO BE CHANGED BY THE RELEVANT AUTHORITIES; AND THE PURCHASER IS ADVISED TO TAKE ON SITE MEASUREMENT(S) OF THE UNIT BEFORE COMMITTING TO ANY RENOVATION WORK(S) OR TO INSTALLATION OR PURCHASE OF ANY FURNITURE AND FURNISHING WHATSOEVER.

72, VICTORIA PARK GROVE
TYPE A2

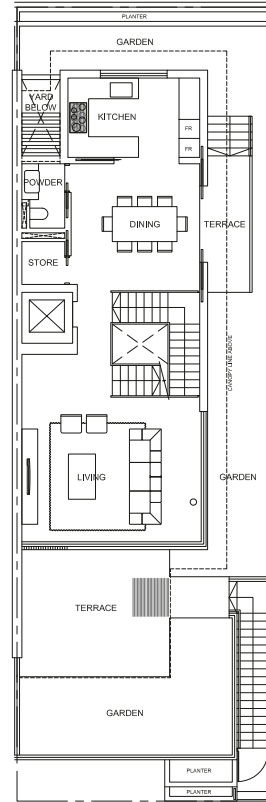
LAND AREA
200.0 SQM / 2.152.8 SQFT

FLOOR AREA
435 SQM / 4.682 SQFT

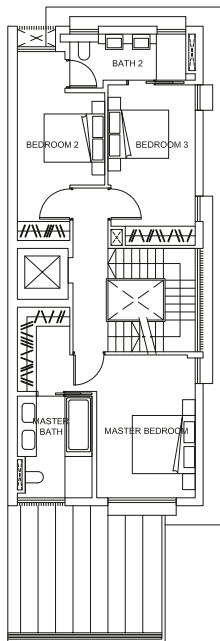
BASEMENT



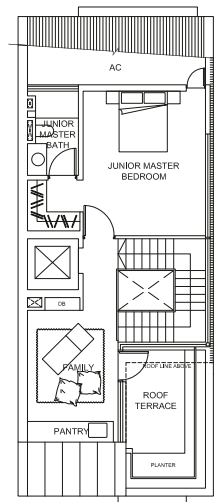
FIRST STOREY



SECOND STOREY



ATTIC



0 1m 2m 5m

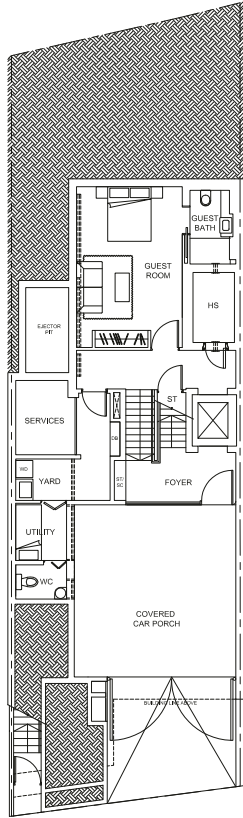
PLEASE NOTE THAT THIS FLOOR PLAN IS SUBJECT TO CHANGES THAT MAY BE REQUIRED BY THE RELEVANT AUTHORITIES. AS SUCH, THE DEVELOPER WILL NOT BE LIABLE FOR ANY CLAIMS, LOSSES, EXPENSES OF WHATEVER NATURE THAT MAY BE SUFFERED BY THE PURCHASER'S RELIANCE ON THE SAID PLAN IN THE EVENT THE PLAN IS REQUIRED TO BE CHANGED BY THE RELEVANT AUTHORITIES; AND THE PURCHASER IS ADVISED TO TAKE ON SITE MEASUREMENT(S) OF THE UNIT BEFORE COMMITTING TO ANY RENOVATION WORK(S) OR TO INSTALLATION OR PURCHASE OF ANY FURNITURE AND FURNISHING WHATSOEVER.

73, VICTORIA PARK GROVE
TYPE B2a

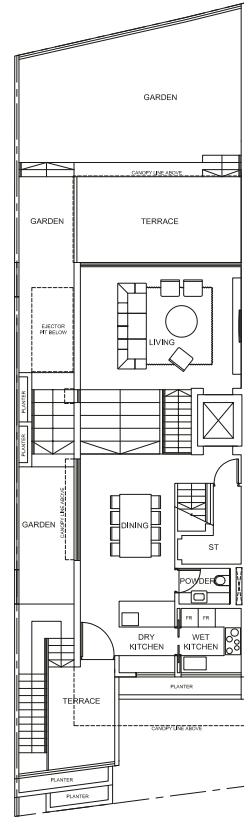
LAND AREA
215.9 SQM / 2,323.9 SQFT

FLOOR AREA
388 SQM / 4,176 SQFT

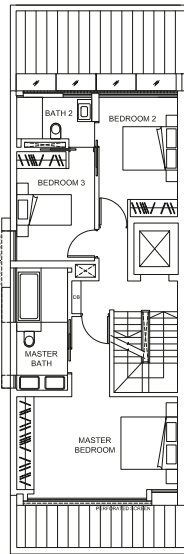
BASEMENT



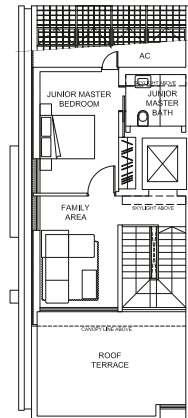
FIRST STOREY



SECOND STOREY



ATTIC



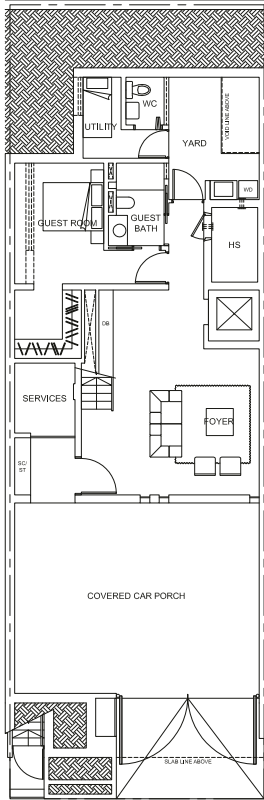
PLEASE NOTE THAT THIS FLOOR PLAN IS SUBJECT TO CHANGES THAT MAY BE REQUIRED BY THE RELEVANT AUTHORITIES. AS SUCH, THE DEVELOPER WILL NOT BE LIABLE FOR ANY CLAIMS, LOSSES, EXPENSES OF WHATEVER NATURE THAT MAY BE SUFFERED BY THE PURCHASER'S RELIANCE ON THE SAID PLAN IN THE EVENT THE PLAN IS REQUIRED TO BE CHANGED BY THE RELEVANT AUTHORITIES; AND THE PURCHASER IS ADVISED TO TAKE ON SITE MEASUREMENT(S) OF THE UNIT BEFORE COMMITTING TO ANY RENOVATION WORK(S) OR TO INSTALLATION OR PURCHASE OF ANY FURNITURE AND FURNISHING WHATSOEVER.

74, VICTORIA PARK GROVE
TYPE A2

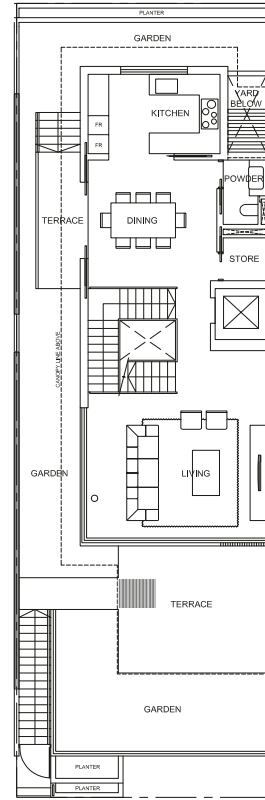
LAND AREA
200.0 SQM / 2,152.8 SQFT

FLOOR AREA
435 SQM / 4,682 SQFT

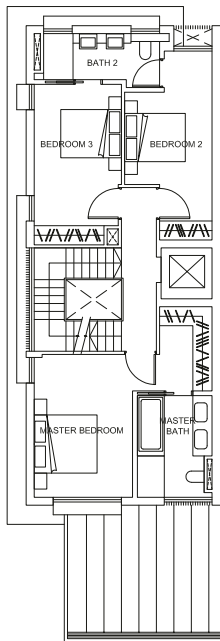
BASEMENT



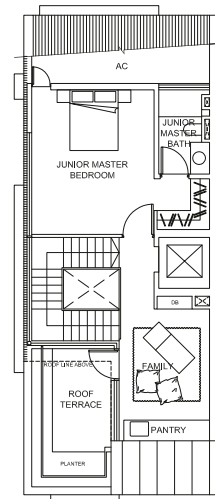
FIRST STOREY



SECOND STOREY



ATTIC



0 1m 2m 5m

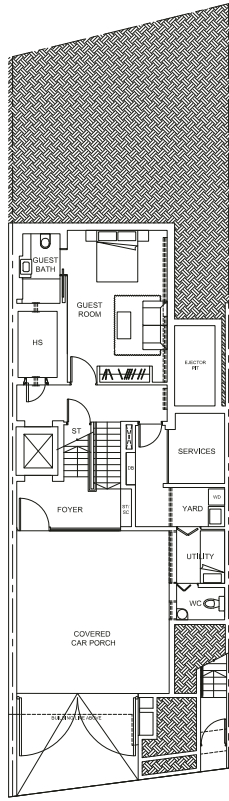
PLEASE NOTE THAT THIS FLOOR PLAN IS SUBJECT TO CHANGES THAT MAY BE REQUIRED BY THE RELEVANT AUTHORITIES. AS SUCH, THE DEVELOPER WILL NOT BE LIABLE FOR ANY CLAIMS, LOSSES, EXPENSES OF WHATEVER NATURE THAT MAY BE SUFFERED BY THE PURCHASER'S RELIANCE ON THE SAID PLAN IN THE EVENT THE PLAN IS REQUIRED TO BE CHANGED BY THE RELEVANT AUTHORITIES; AND THE PURCHASER IS ADVISED TO TAKE ON SITE MEASUREMENT(S) OF THE UNIT BEFORE COMMITTING TO ANY RENOVATION WORK(S) OR TO INSTALLATION OR PURCHASE OF ANY FURNITURE AND FURNISHING WHATSOEVER.

75, VICTORIA PARK GROVE
TYPE B2a

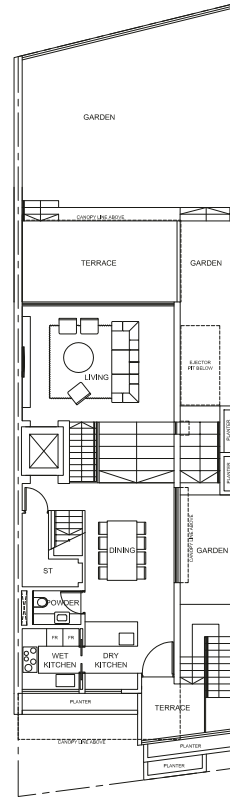
LAND AREA
222.9 SQM / 2,399.3 SQFT

FLOOR AREA
388 SQM / 4,176 SQFT

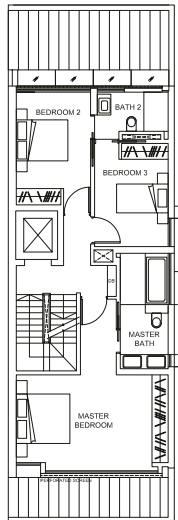
BASEMENT



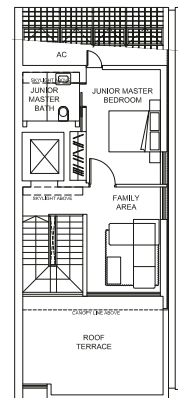
FIRST STOREY



SECOND STOREY



ATTIC



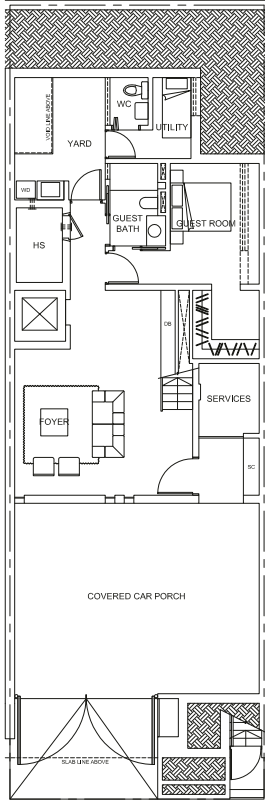
PLEASE NOTE THAT THIS FLOOR PLAN IS SUBJECT TO CHANGES THAT MAY BE REQUIRED BY THE RELEVANT AUTHORITIES. AS SUCH, THE DEVELOPER WILL NOT BE LIABLE FOR ANY CLAIMS, LOSSES, EXPENSES OF WHATEVER NATURE THAT MAY BE SUFFERED BY THE PURCHASER'S RELIANCE ON THE SAID PLAN IN THE EVENT THE PLAN IS REQUIRED TO BE CHANGED BY THE RELEVANT AUTHORITIES; AND THE PURCHASER IS ADVISED TO TAKE ON SITE MEASUREMENT(S) OF THE UNIT BEFORE COMMITTING TO ANY RENOVATION WORK(S) OR TO INSTALLATION OR PURCHASE OF ANY FURNITURE AND FURNISHING WHATSOEVER.

76, VICTORIA PARK GROVE
TYPE A2

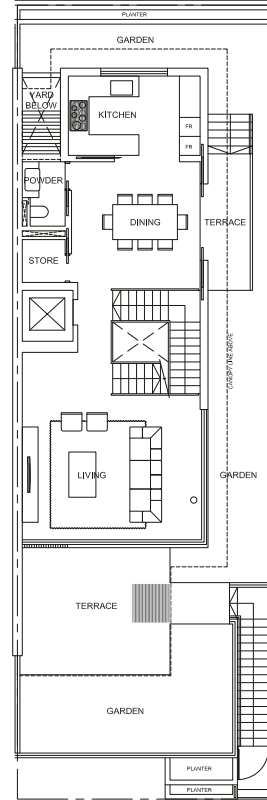
LAND AREA
200.0 SQM / 2.152.8 SQFT

FLOOR AREA
435 SQM / 4.682 SQFT

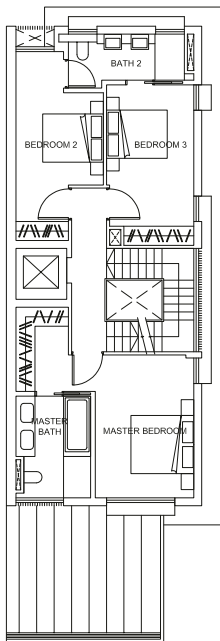
BASEMENT



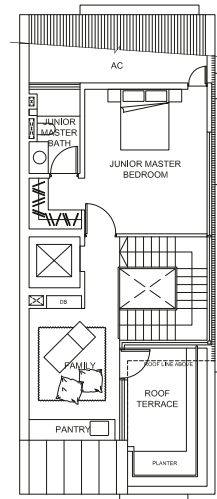
FIRST STOREY



SECOND STOREY



ATTIC



0 1m 2m 5m

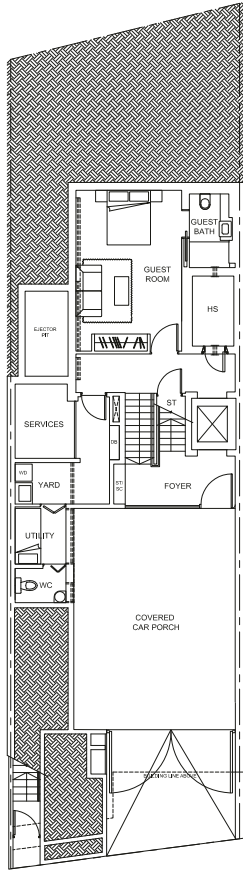
PLEASE NOTE THAT THIS FLOOR PLAN IS SUBJECT TO CHANGES THAT MAY BE REQUIRED BY THE RELEVANT AUTHORITIES. AS SUCH, THE DEVELOPER WILL NOT BE LIABLE FOR ANY CLAIMS, LOSSES, EXPENSES OF WHATEVER NATURE THAT MAY BE SUFFERED BY THE PURCHASER'S RELIANCE ON THE SAID PLAN IN THE EVENT THE PLAN IS REQUIRED TO BE CHANGED BY THE RELEVANT AUTHORITIES; AND THE PURCHASER IS ADVISED TO TAKE ON SITE MEASUREMENT(S) OF THE UNIT BEFORE COMMITTING TO ANY RENOVATION WORK(S) OR TO INSTALLATION OR PURCHASE OF ANY FURNITURE AND FURNISHING WHATSOEVER.

77, VICTORIA PARK GROVE
TYPE B2d

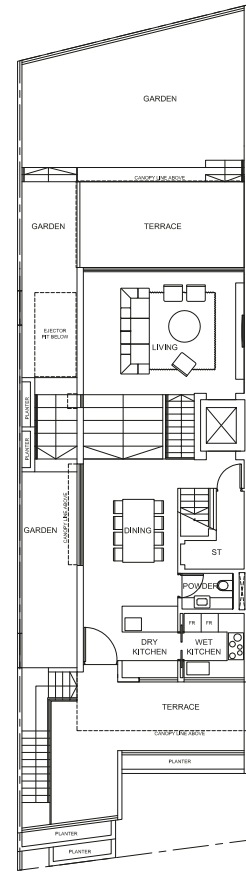
LAND AREA
230.2 SQM / 2,477.8 SQFT

FLOOR AREA
397 SQM / 4,273 SQFT

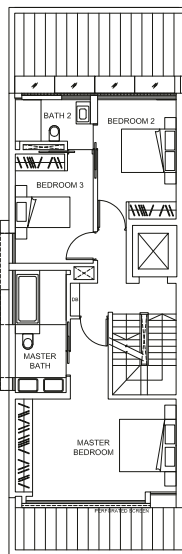
BASEMENT



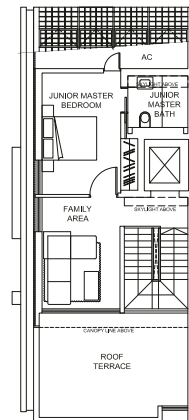
FIRST STOREY



SECOND STOREY



ATTIC



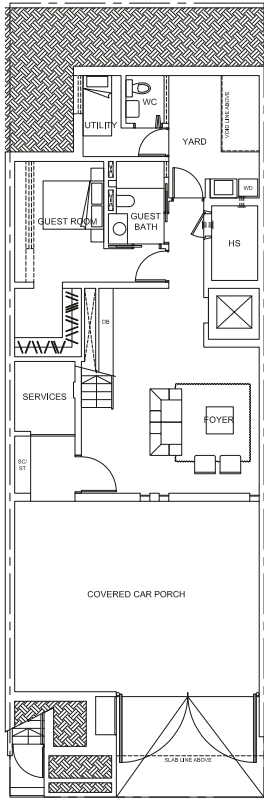
PLEASE NOTE THAT THIS FLOOR PLAN IS SUBJECT TO CHANGES THAT MAY BE REQUIRED BY THE RELEVANT AUTHORITIES. AS SUCH, THE DEVELOPER WILL NOT BE LIABLE FOR ANY CLAIMS, LOSSES, EXPENSES OF WHATEVER NATURE THAT MAY BE SUFFERED BY THE PURCHASER'S RELIANCE ON THE SAID PLAN IN THE EVENT THE PLAN IS REQUIRED TO BE CHANGED BY THE RELEVANT AUTHORITIES; AND THE PURCHASER IS ADVISED TO TAKE ON SITE MEASUREMENTS OF THE UNIT BEFORE COMMITTING TO ANY RENOVATION WORKS OR TO INSTALLATION OR PURCHASE OF ANY FURNITURE AND FURNISHING WHATSOEVER.

78, VICTORIA PARK GROVE
TYPE A2

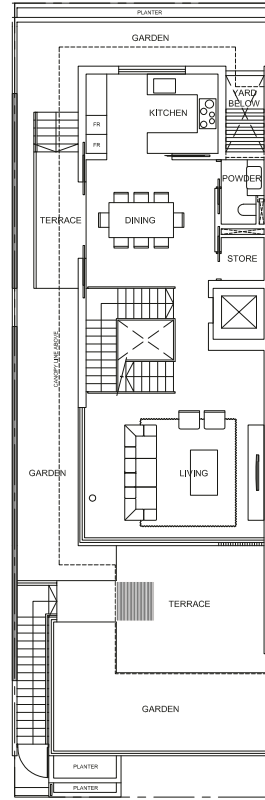
LAND AREA
200.0 SQM / 2.152.8 SQFT

FLOOR AREA
435 SQM / 4.682 SQFT

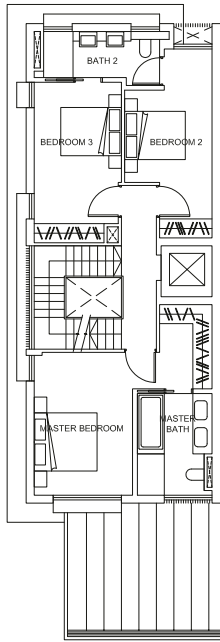
BASEMENT



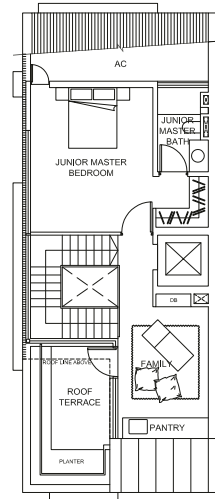
FIRST STOREY



SECOND STOREY



ATTIC



0 1m 2m 5m

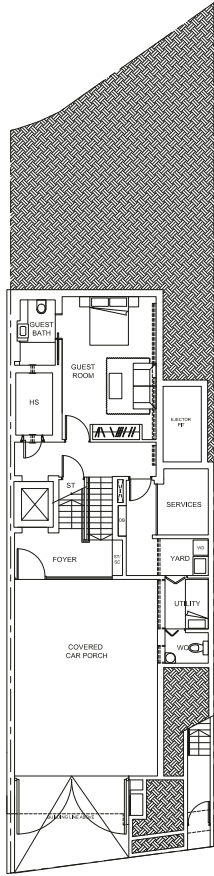
PLEASE NOTE THAT THIS FLOOR PLAN IS SUBJECT TO CHANGES THAT MAY BE REQUIRED BY THE RELEVANT AUTHORITIES. AS SUCH, THE DEVELOPER WILL NOT BE LIABLE FOR ANY CLAIMS, LOSSES, EXPENSES OF WHATEVER NATURE THAT MAY BE SUFFERED BY THE PURCHASER'S RELIANCE ON THE SAID PLAN IN THE EVENT THE PLAN IS REQUIRED TO BE CHANGED BY THE RELEVANT AUTHORITIES; AND THE PURCHASER IS ADVISED TO TAKE ON-SITE MEASUREMENT(S) OF THE UNIT BEFORE COMMITTING TO ANY RENOVATION WORK(S) OR TO INSTALLATION OR PURCHASE OF ANY FURNITURE AND FURNISHING WHATSOEVER.

79, VICTORIA PARK GROVE
TYPE B2d

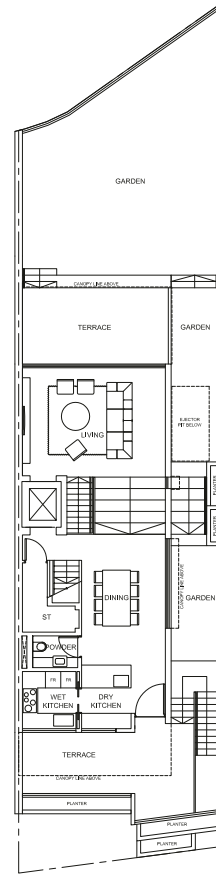
LAND AREA
247.6 SQM / 2,665.1 SQFT

FLOOR AREA
397 SQM / 4,273 SQFT

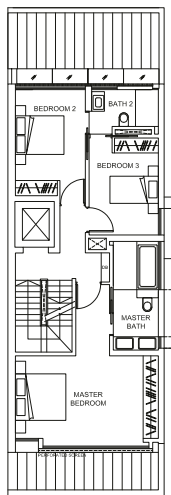
BASEMENT



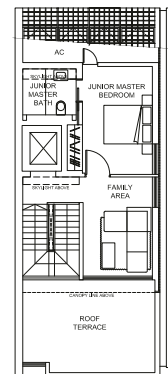
FIRST STOREY



SECOND STOREY



ATTIC



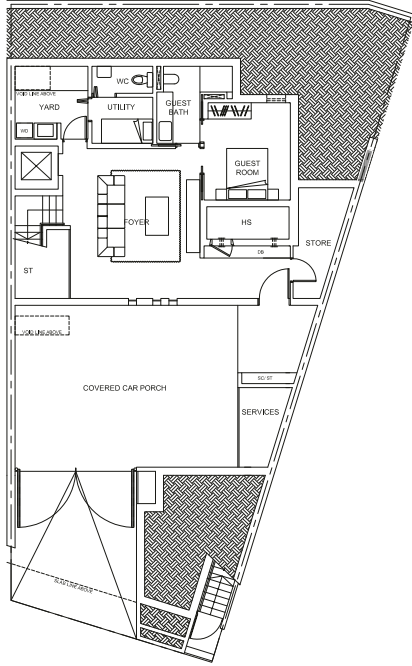
PLEASE NOTE THAT THIS FLOOR PLAN IS SUBJECT TO CHANGES THAT MAY BE REQUIRED BY THE RELEVANT AUTHORITIES. AS SUCH, THE DEVELOPER WILL NOT BE LIABLE FOR ANY CLAIMS, LOSSES, EXPENSES OF WHATEVER NATURE THAT MAY BE SUFFERED BY THE PURCHASER'S RELIANCE ON THE SAID PLAN IN THE EVENT THE PLAN IS REQUIRED TO BE CHANGED BY THE RELEVANT AUTHORITIES; AND THE PURCHASER IS ADVISED TO TAKE ON SITE MEASUREMENT(S) OF THE UNIT BEFORE COMMITTING TO ANY RENOVATION WORK(S) OR TO INSTALLATION OR PURCHASE OF ANY FURNITURE AND FURNISHING WHATSOEVER.

80, VICTORIA PARK GROVE
TYPE A1c

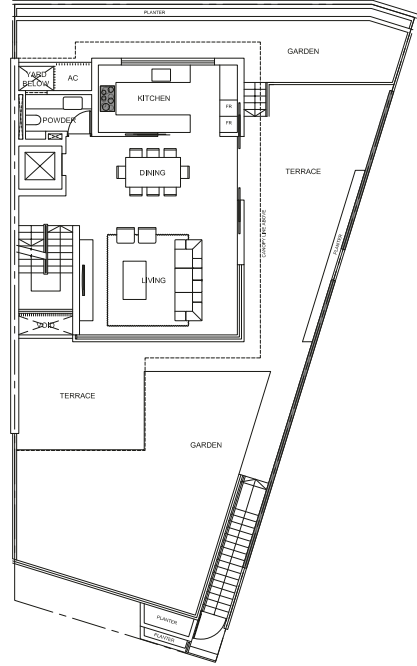
LAND AREA
264.0 SQM / 2,841.7 SQFT

FLOOR AREA
441 SQM / 4,747 SQFT

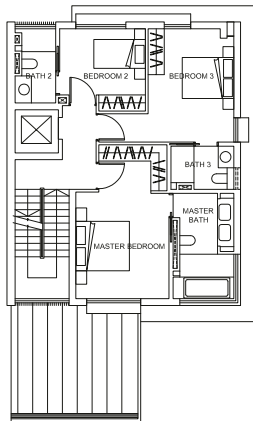
BASEMENT



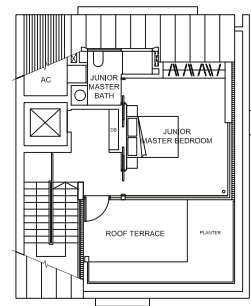
FIRST STOREY



SECOND STOREY



ATTIC

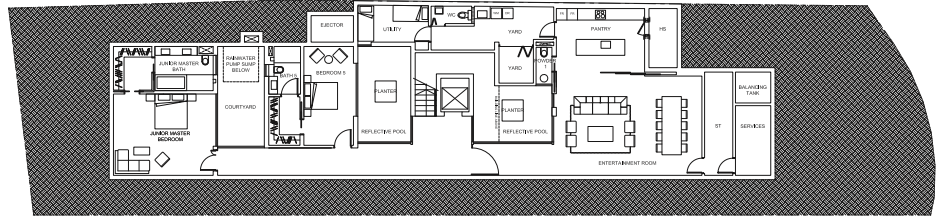


81, VICTORIA PARK GROVE
TYPE C1

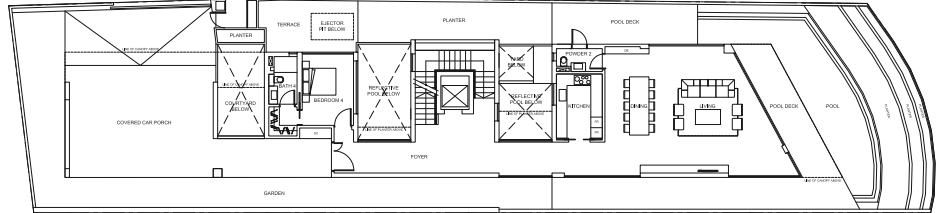
LAND AREA
608.6 SQM / 6,550.9 SQFT

FLOOR AREA
1072 SQM / 11,539 SQFT

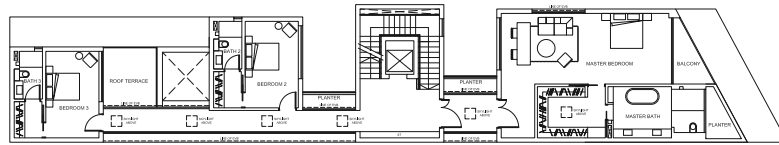
BASEMENT



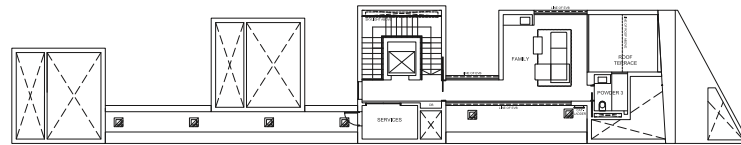
FIRST STOREY



SECOND STOREY



ATTIC



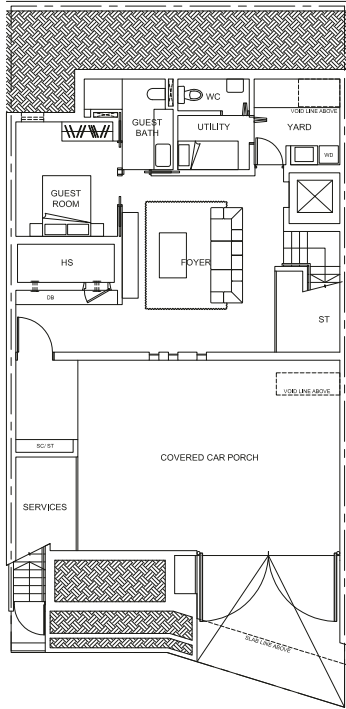
PLEASE NOTE THAT THIS FLOOR PLAN IS SUBJECT TO CHANGES THAT MAY BE REQUIRED BY THE RELEVANT AUTHORITIES. AS SUCH, THE DEVELOPER WILL NOT BE LIABLE FOR ANY CLAIMS, LOSSES, EXPENSES OF WHATEVER NATURE THAT MAY BE SUFFERED BY THE PURCHASER'S RELIANCE ON THE SAID PLAN IN THE EVENT THE PLAN IS REQUIRED TO BE CHANGED BY THE RELEVANT AUTHORITIES; AND THE PURCHASER IS ADVISED TO TAKE ON-SITE MEASUREMENTS OF THE UNIT BEFORE COMMITTING TO ANY RENOVATION WORKS OR TO INSTALLATION OR PURCHASE OF ANY FURNITURE AND FURNISHINGS.

82, VICTORIA PARK GROVE
TYPE A1b

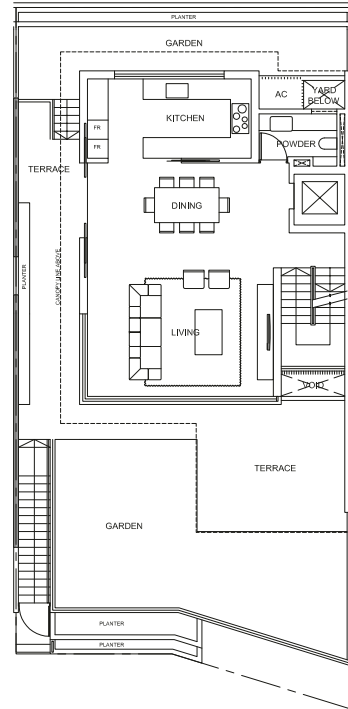
LAND AREA
218.5 SQM / 2.351.9 SQFT

FLOOR AREA
434 SQM / 4.672 SQFT

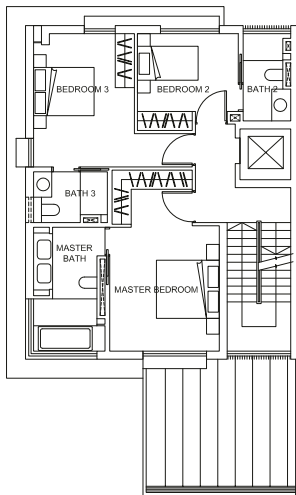
BASEMENT



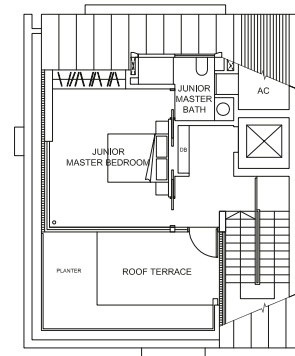
FIRST STOREY



SECOND STOREY



ATTIC



0 1m 2m 5m

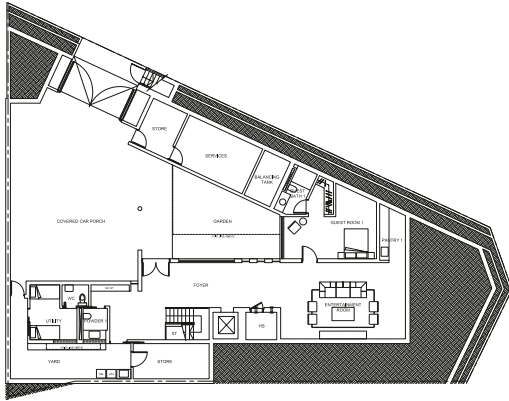
PLEASE NOTE THAT THIS FLOOR PLAN IS SUBJECT TO CHANGES THAT MAY BE REQUIRED BY THE RELEVANT AUTHORITIES. AS SUCH, THE DEVELOPER WILL NOT BE LIABLE FOR ANY CLAIMS, LOSSES, EXPENSES OF WHATEVER NATURE THAT MAY BE SUFFERED BY THE PURCHASER'S RELIANCE ON THE SAID PLAN IN THE EVENT THE PLAN IS REQUIRED TO BE CHANGED BY THE RELEVANT AUTHORITIES; AND THE PURCHASER IS ADVISED TO TAKE ON SITE MEASUREMENT(S) OF THE UNIT BEFORE COMMITTING TO ANY RENOVATION WORK(S) OR TO INSTALLATION OR PURCHASE OF ANY FURNITURE AND FURNISHING WHATSOEVER.

83, VICTORIA PARK GROVE
TYPE C3

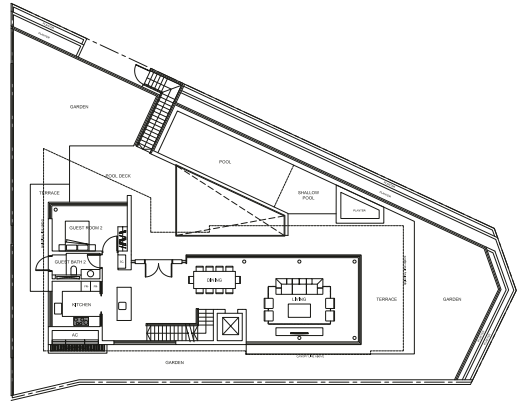
LAND AREA
529.2 SQM / 5,696.3 SQFT

FLOOR AREA
1016 SQM / 10,936 SQFT

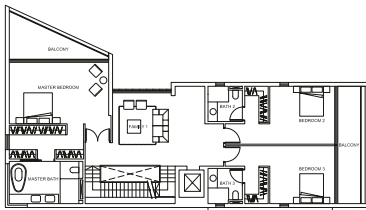
BASEMENT



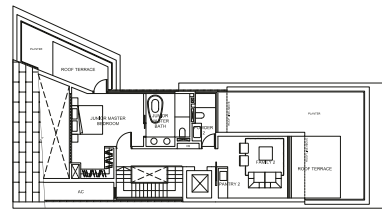
FIRST STOREY



SECOND STOREY



ATTIC



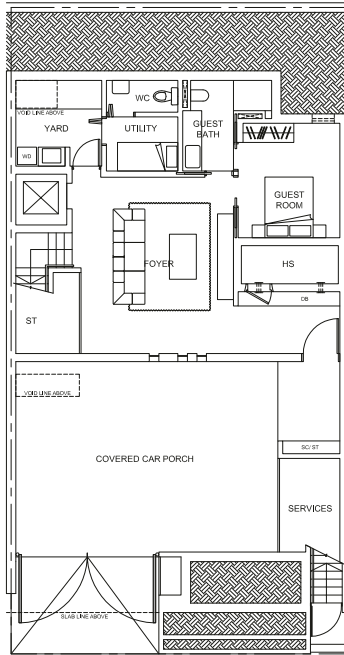
PLEASE NOTE THAT THIS FLOOR PLAN IS SUBJECT TO CHANGES THAT MAY BE REQUIRED BY THE RELEVANT AUTHORITIES. AS SUCH, THE DEVELOPER WILL NOT BE LIABLE FOR ANY CLAIMS, LOSSES, EXPENSES OF WHATEVER NATURE THAT MAY BE SUFFERED BY THE PURCHASER'S RELIANCE ON THE SAID PLAN IN THE EVENT THE PLAN IS REQUIRED TO BE CHANGED BY THE RELEVANT AUTHORITIES; AND THE PURCHASER IS ADVISED TO TAKE ON-SITE MEASUREMENTS OF THE UNIT BEFORE COMMITTING TO ANY RENOVATION WORKS OR TO INSTALLATION OR PURCHASE OF ANY FURNITURE AND FURNISHINGS WHATSOEVER.

84, VICTORIA PARK GROVE
TYPE A1b

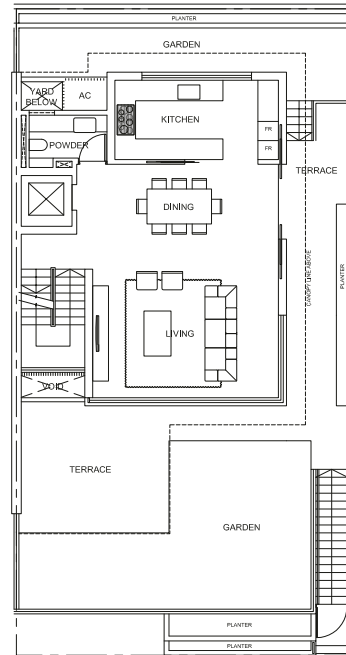
LAND AREA
213.7 SQM / 2,300.2 SQFT

FLOOR AREA
434 SQM / 4,672 SQFT

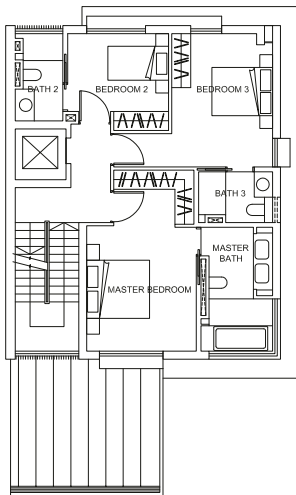
BASEMENT



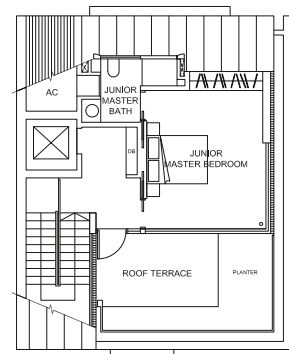
FIRST STOREY



SECOND STOREY



ATTIC



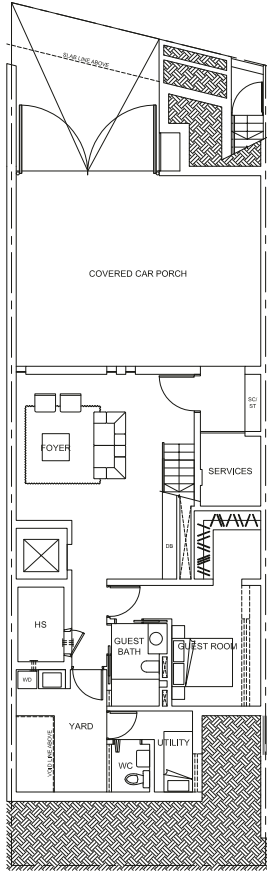
PLEASE NOTE THAT THIS FLOOR PLAN IS SUBJECT TO CHANGES THAT MAY BE REQUIRED BY THE RELEVANT AUTHORITIES. AS SUCH, THE DEVELOPER WILL NOT BE LIABLE FOR ANY CLAIMS, LOSSES, EXPENSES OF WHATEVER NATURE THAT MAY BE SUFFERED BY THE PURCHASER'S RELIANCE ON THE SAID PLAN IN THE EVENT THE PLAN IS REQUIRED TO BE CHANGED BY THE RELEVANT AUTHORITIES; AND THE PURCHASER IS ADVISED TO TAKE ON SITE MEASUREMENT(S) OF THE UNIT BEFORE COMMITTING TO ANY RENOVATION WORK(S) OR TO INSTALLATION OR PURCHASE OF ANY FURNITURE AND FURNISHING WHATSOEVER.

85, VICTORIA PARK GROVE
TYPE A2a

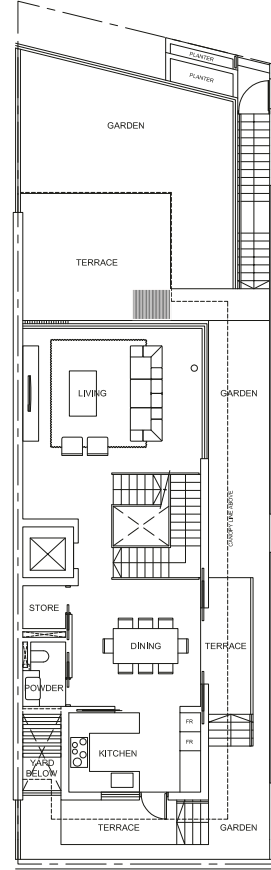
LAND AREA
209.5 SQM / 2.255.0 SQFT

FLOOR AREA
435 SQM / 4.682 SQFT

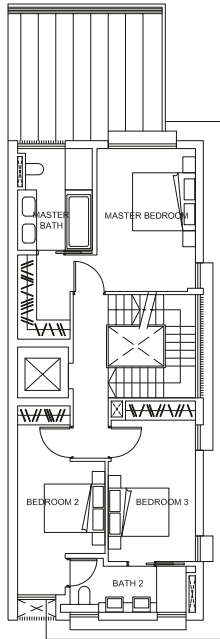
BASEMENT



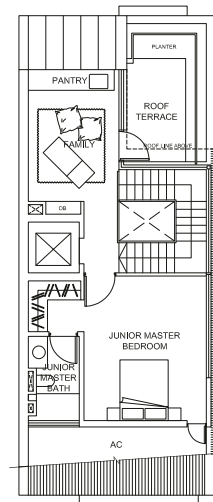
FIRST STOREY



SECOND STOREY



ATTIC



0 1m 2m 5m

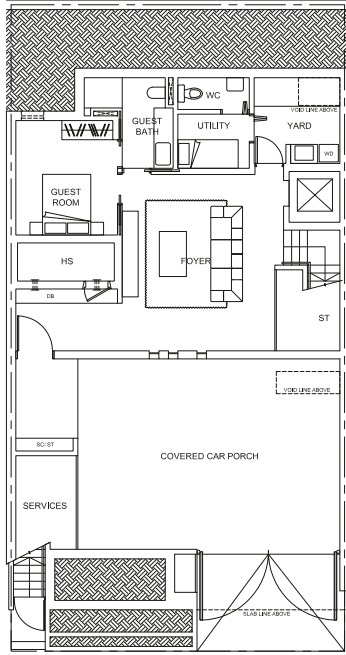
PLEASE NOTE THAT THIS FLOOR PLAN IS SUBJECT TO CHANGES THAT MAY BE REQUIRED BY THE RELEVANT AUTHORITIES. AS SUCH, THE DEVELOPER WILL NOT BE LIABLE FOR ANY CLAIMS, LOSSES, EXPENSES OF WHATEVER NATURE THAT MAY BE SUFFERED BY THE PURCHASER'S RELIANCE ON THE SAID PLAN IN THE EVENT THE PLAN IS REQUIRED TO BE CHANGED BY THE RELEVANT AUTHORITIES; AND THE PURCHASER IS ADVISED TO TAKE ON SITE MEASUREMENT(S) OF THE UNIT BEFORE COMMITTING TO ANY RENOVATION WORK(S) OR TO INSTALLATION OR PURCHASE OF ANY FURNITURE AND FURNISHING WHATSOEVER.

86, VICTORIA PARK GROVE
TYPE A1b

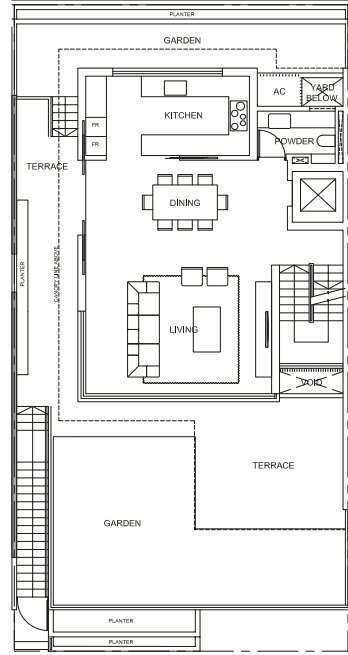
LAND AREA
213.7 SQM / 2,300.2 SQFT

FLOOR AREA
434 SQM / 4,672 SQFT

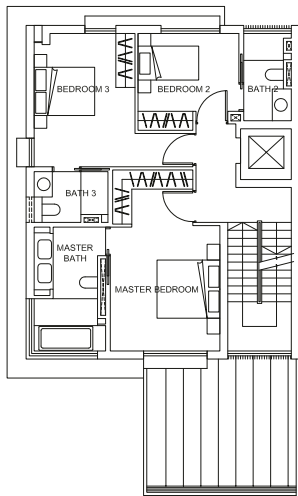
BASEMENT



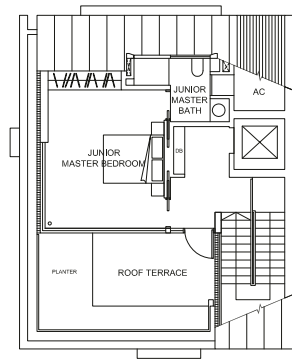
FIRST STOREY



SECOND STOREY



ATTIC



0 1m 2m 5m

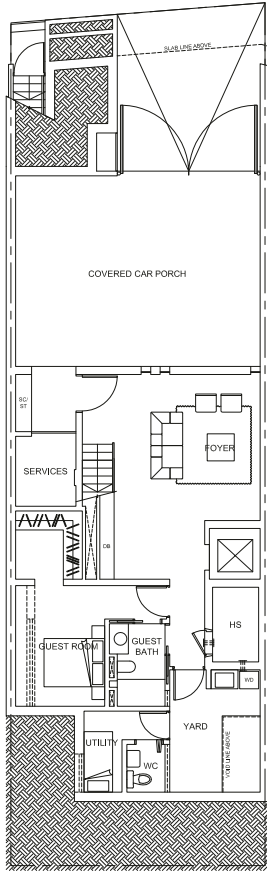
PLEASE NOTE THAT THIS FLOOR PLAN IS SUBJECT TO CHANGES THAT MAY BE REQUIRED BY THE RELEVANT AUTHORITIES. AS SUCH, THE DEVELOPER WILL NOT BE LIABLE FOR ANY CLAIMS, LOSSES, EXPENSES OF WHATEVER NATURE THAT MAY BE SUFFERED BY THE PURCHASER'S RELIANCE ON THE SAID PLAN IN THE EVENT THE PLAN IS REQUIRED TO BE CHANGED BY THE RELEVANT AUTHORITIES; AND THE PURCHASER IS ADVISED TO TAKE ON-SITE MEASUREMENT(S) OF THE UNIT BEFORE COMMITTING TO ANY RENOVATION WORK(S) OR TO INSTALLATION OR PURCHASE OF ANY FURNITURE AND FURNISHING WHATSOEVER.

87, VICTORIA PARK GROVE
TYPE A2a

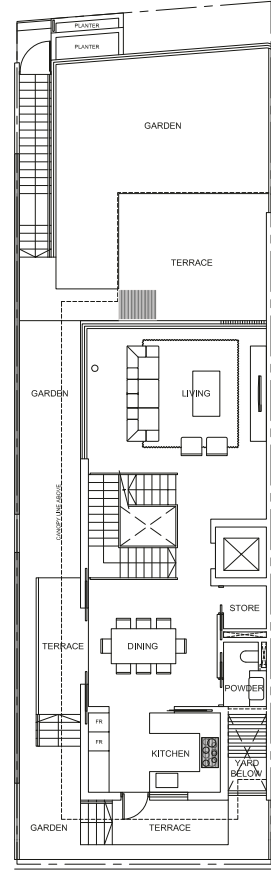
LAND AREA
214.8 SQM / 2,312.1 SQFT

FLOOR AREA
435 SQM / 4,682 SQFT

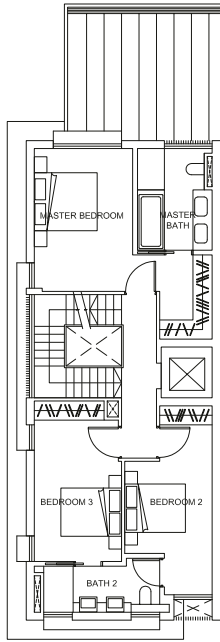
BASEMENT



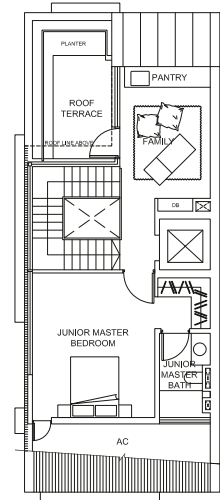
FIRST STOREY



SECOND STOREY



ATTIC



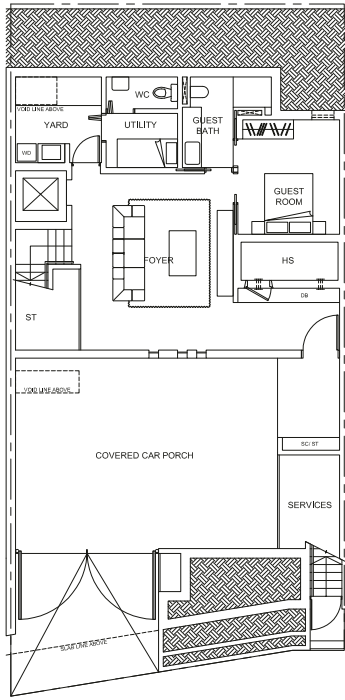
PLEASE NOTE THAT THIS FLOOR PLAN IS SUBJECT TO CHANGES THAT MAY BE REQUIRED BY THE RELEVANT AUTHORITIES. AS SUCH, THE DEVELOPER WILL NOT BE LIABLE FOR ANY CLAIMS, LOSSES, EXPENSES OF WHATEVER NATURE THAT MAY BE SUFFERED BY THE PURCHASER'S RELIANCE ON THE SAID PLAN IN THE EVENT THE PLAN IS REQUIRED TO BE CHANGED BY THE RELEVANT AUTHORITIES; AND THE PURCHASER IS ADVISED TO TAKE ON-SITE MEASUREMENT(S) OF THE UNIT BEFORE COMMITTING TO ANY RENOVATION WORK(S) OR TO INSTALLATION OR PURCHASE OF ANY FURNITURE AND FURNISHING WHATSOEVER.

88, VICTORIA PARK GROVE
TYPE A1b

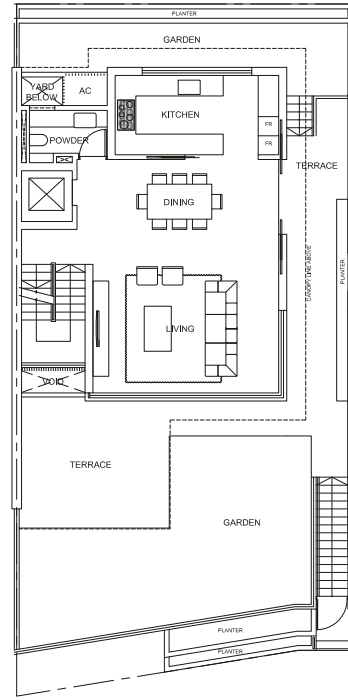
LAND AREA
220.0 SQM / 2,368.1 SQFT

FLOOR AREA
434 SQM / 4,672 SQFT

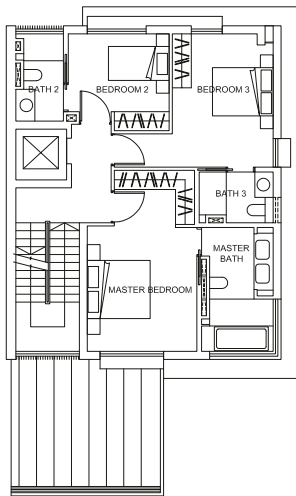
BASEMENT



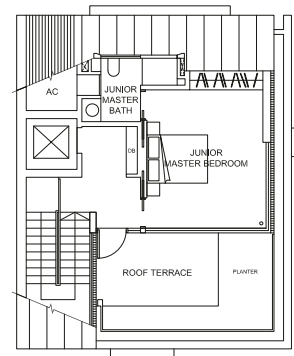
FIRST STOREY



SECOND STOREY



ATTIC



0 1m 2m 5m

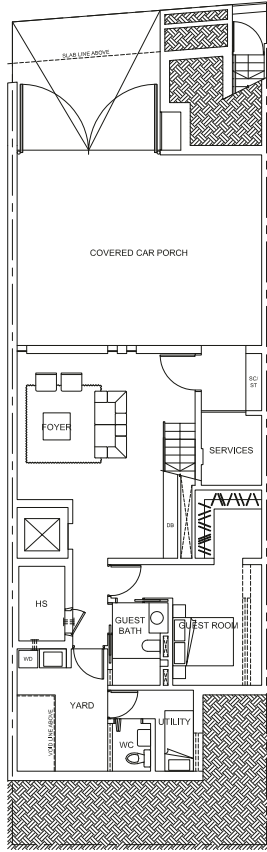
PLEASE NOTE THAT THIS FLOOR PLAN IS SUBJECT TO CHANGES THAT MAY BE REQUIRED BY THE RELEVANT AUTHORITIES. AS SUCH, THE DEVELOPER WILL NOT BE LIABLE FOR ANY CLAIMS, LOSSES, EXPENSES OF WHATEVER NATURE THAT MAY BE SUFFERED BY THE PURCHASER'S RELIANCE ON THE SAID PLAN IN THE EVENT THE PLAN IS REQUIRED TO BE CHANGED BY THE RELEVANT AUTHORITIES; AND THE PURCHASER IS ADVISED TO TAKE ON SITE MEASUREMENT(S) OF THE UNIT BEFORE COMMITTING TO ANY RENOVATION WORK(S) OR TO INSTALLATION OR PURCHASE OF ANY FURNITURE AND FURNISHING WHATSOEVER.

89, VICTORIA PARK GROVE
TYPE A2a

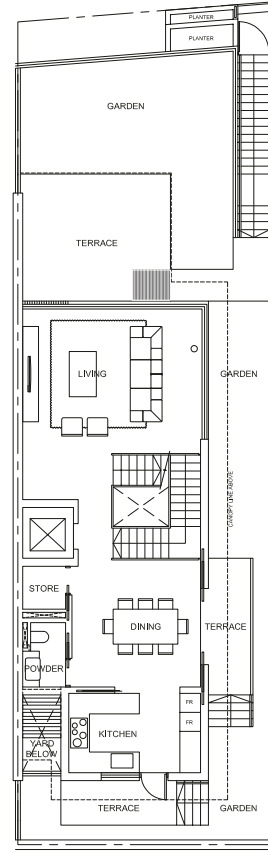
LAND AREA
209.8 SQM / 2.258.3 SQFT

FLOOR AREA
435 SQM / 4.682 SQFT

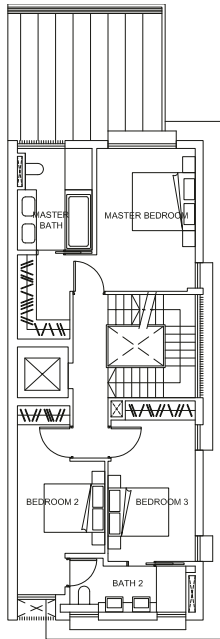
BASEMENT



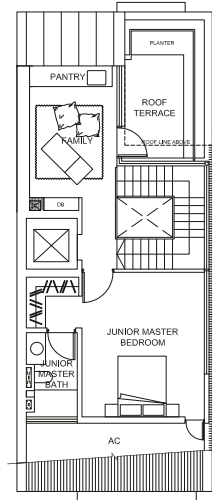
FIRST STOREY



SECOND STOREY



ATTIC



0 1m 2m 5m

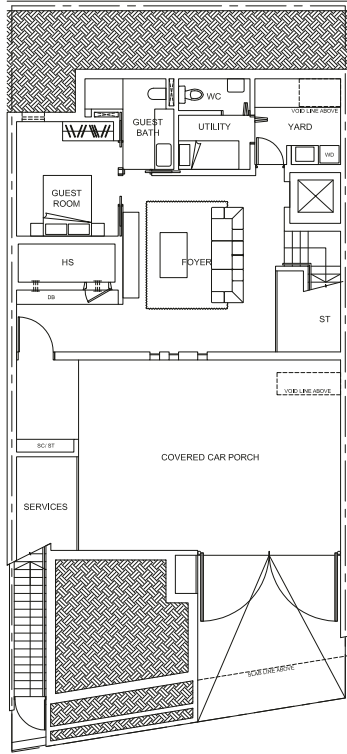
PLEASE NOTE THAT THIS FLOOR PLAN IS SUBJECT TO CHANGES THAT MAY BE REQUIRED BY THE RELEVANT AUTHORITIES. AS SUCH, THE DEVELOPER WILL NOT BE LIABLE FOR ANY CLAIMS, LOSSES, EXPENSES OF WHATEVER NATURE THAT MAY BE SUFFERED BY THE PURCHASER'S RELIANCE ON THE SAID PLAN IN THE EVENT THE PLAN IS REQUIRED TO BE CHANGED BY THE RELEVANT AUTHORITIES; AND THE PURCHASER IS ADVISED TO TAKE ON-SITE MEASUREMENT(S) OF THE UNIT BEFORE COMMITTING TO ANY RENOVATION WORK(S) OR TO INSTALLATION OR PURCHASE OF ANY FURNITURE AND FURNISHING WHATSOEVER.

90, VICTORIA PARK GROVE
TYPE A1b

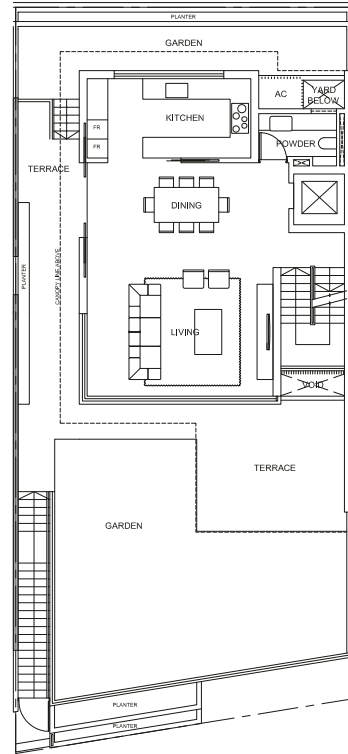
LAND AREA
237.7 SQM / 2,558.6 SQFT

FLOOR AREA
434 SQM / 4,672 SQFT

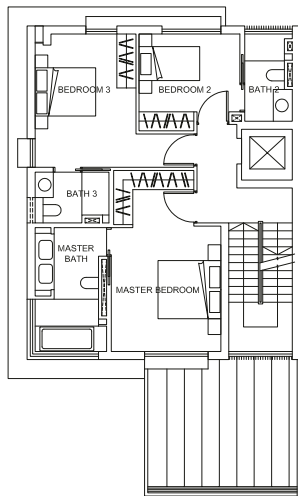
BASEMENT



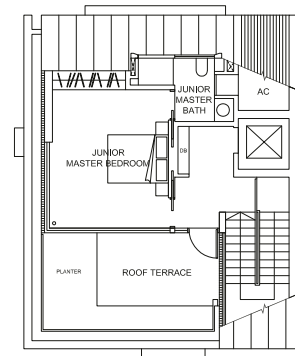
FIRST STOREY



SECOND STOREY



ATTIC



0 1m 2m 5m

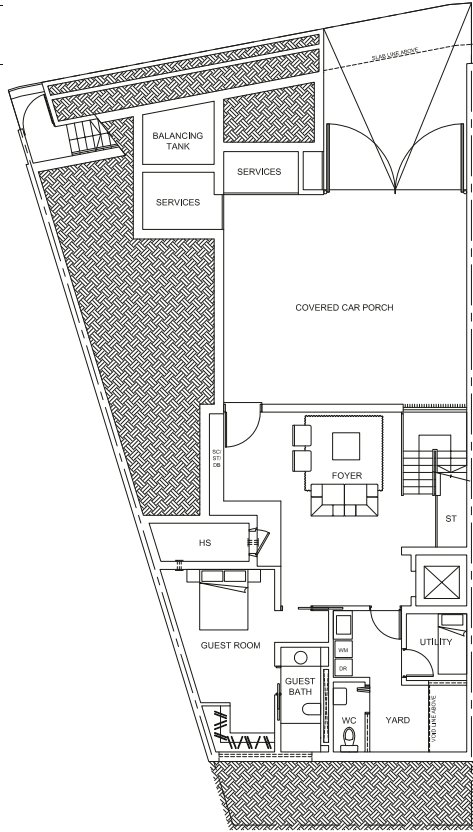
PLEASE NOTE THAT THIS FLOOR PLAN IS SUBJECT TO CHANGES THAT MAY BE REQUIRED BY THE RELEVANT AUTHORITIES. AS SUCH, THE DEVELOPER WILL NOT BE LIABLE FOR ANY CLAIMS, LOSSES, EXPENSES OF WHATEVER NATURE THAT MAY BE SUFFERED BY THE PURCHASER'S RELIANCE ON THE SAID PLAN IN THE EVENT THE PLAN IS REQUIRED TO BE CHANGED BY THE RELEVANT AUTHORITIES; AND THE PURCHASER IS ADVISED TO TAKE ON SITE MEASUREMENT(S) OF THE UNIT BEFORE COMMITTING TO ANY RENOVATION WORK(S) OR TO INSTALLATION OR PURCHASE OF ANY FURNITURE AND FURNISHING WHATSOEVER.

91, VICTORIA PARK GROVE
TYPE A4

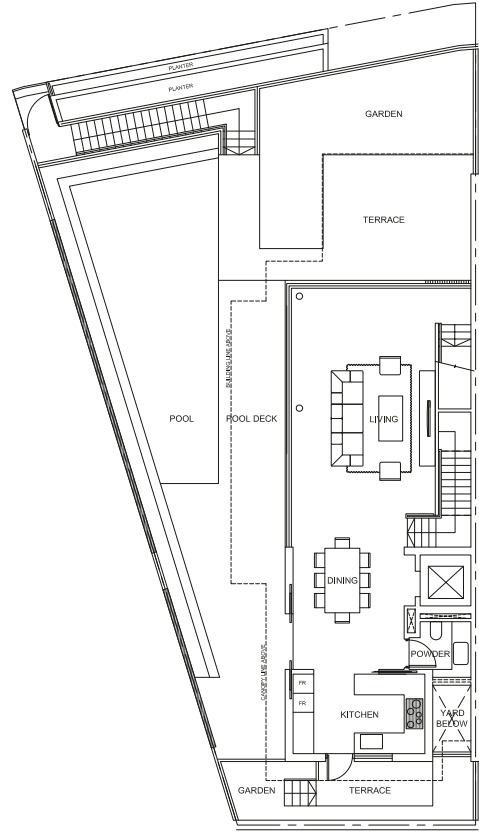
LAND AREA
276.5 SQM / 2,976.2 SQFT

FLOOR AREA
571 SQM / 6,146 SQFT

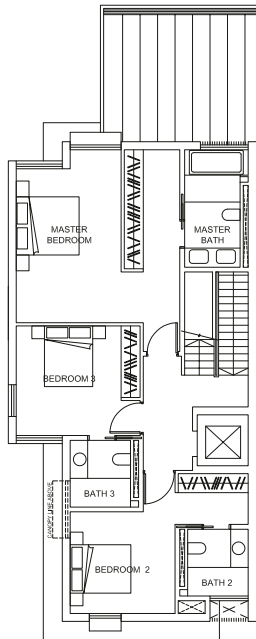
BASEMENT



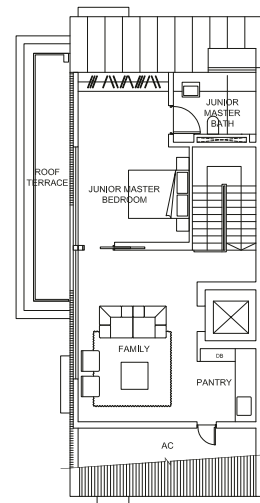
FIRST STOREY



SECOND STOREY



ATTIC



0 1m 2m 5m

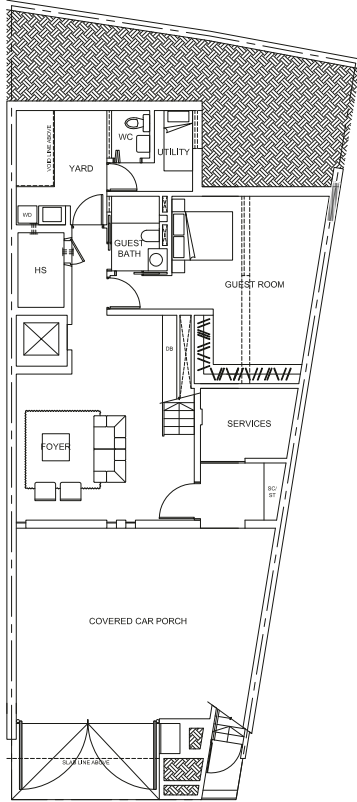
PLEASE NOTE THAT THIS FLOOR PLAN IS SUBJECT TO CHANGES THAT MAY BE REQUIRED BY THE RELEVANT AUTHORITIES. AS SUCH, THE DEVELOPER WILL NOT BE LIABLE FOR ANY CLAIMS, LOSSES, EXPENSES OF WHATEVER NATURE THAT MAY BE SUFFERED BY THE PURCHASER'S RELIANCE ON THE SAID PLAN IN THE EVENT THE PLAN IS REQUIRED TO BE CHANGED BY THE RELEVANT AUTHORITIES; AND THE PURCHASER IS ADVISED TO TAKE ON SITE MEASUREMENT(S) OF THE UNIT BEFORE COMMITTING TO ANY RENOVATION WORK(S) OR TO INSTALLATION OR PURCHASE OF ANY FURNITURE AND FURNISHING WHATSOEVER.

92, VICTORIA PARK GROVE
TYPE A2c

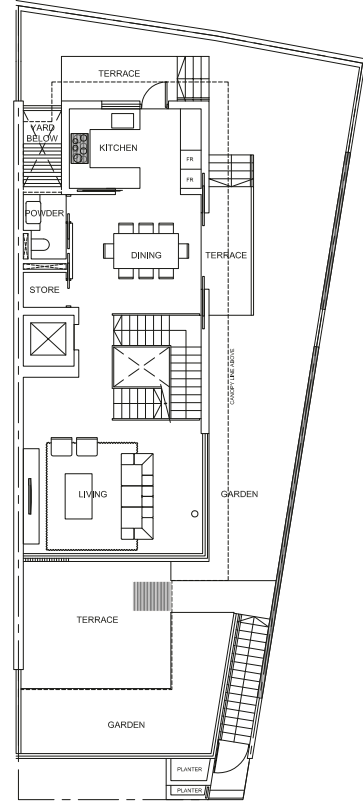
LAND AREA
217.9 SQM / 2,345.5 SQFT

FLOOR AREA
436 SQM / 4,693 SQFT

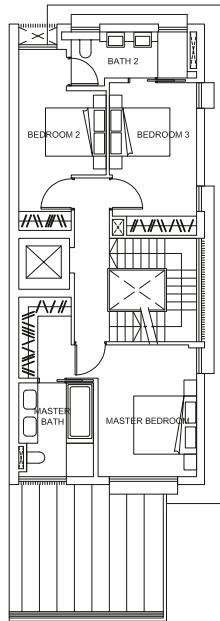
BASEMENT



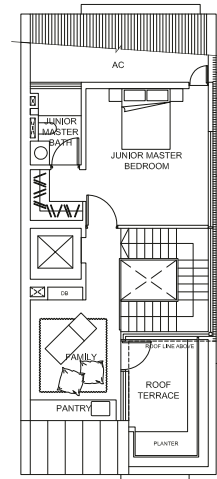
FIRST STOREY



SECOND STOREY



ATTIC



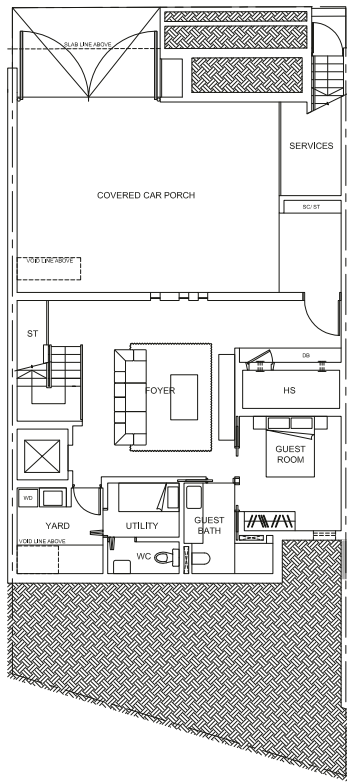
PLEASE NOTE THAT THIS FLOOR PLAN IS SUBJECT TO CHANGES THAT MAY BE REQUIRED BY THE RELEVANT AUTHORITIES. AS SUCH, THE DEVELOPER WILL NOT BE LIABLE FOR ANY CLAIMS, LOSSES, EXPENSES OF WHATEVER NATURE THAT MAY BE SUFFERED BY THE PURCHASER'S RELIANCE ON THE SAID PLAN IN THE EVENT THE PLAN IS REQUIRED TO BE CHANGED BY THE RELEVANT AUTHORITIES; AND THE PURCHASER IS ADVISED TO TAKE ON SITE MEASUREMENT(S) OF THE UNIT BEFORE COMMITTING TO ANY RENOVATION WORK(S) OR TO INSTALLATION OR PURCHASE OF ANY FURNITURE AND FURNISHING WHATSOEVER.

93, VICTORIA PARK GROVE
TYPE A1

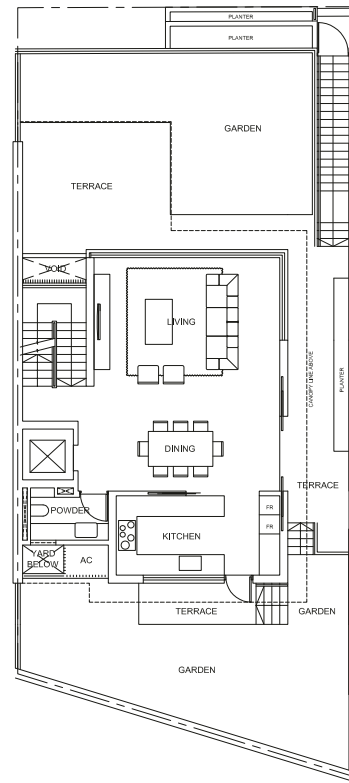
LAND AREA
237.3 SQM / 2,554.3 SQFT

FLOOR AREA
434 SQM / 4,672 SQFT

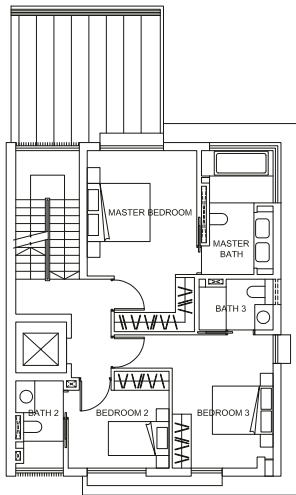
BASEMENT



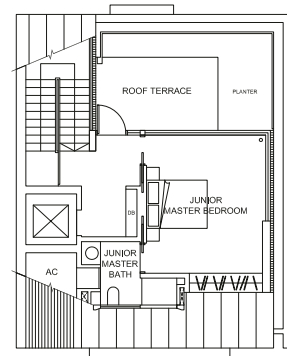
FIRST STOREY



SECOND STOREY



ATTIC



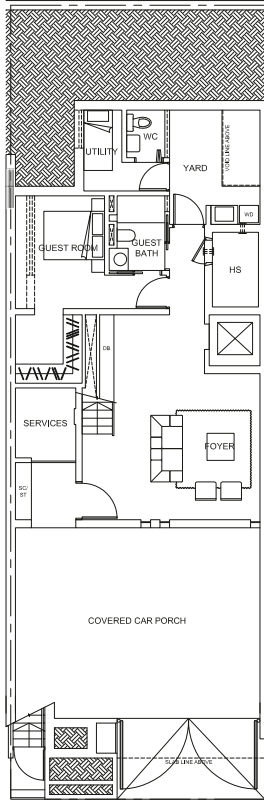
PLEASE NOTE THAT THIS FLOOR PLAN IS SUBJECT TO CHANGES THAT MAY BE REQUIRED BY THE RELEVANT AUTHORITIES. AS SUCH, THE DEVELOPER WILL NOT BE LIABLE FOR ANY CLAIMS, LOSSES, EXPENSES OF WHATEVER NATURE THAT MAY BE SUFFERED BY THE PURCHASER'S RELIANCE ON THE SAID PLAN IN THE EVENT THE PLAN IS REQUIRED TO BE CHANGED BY THE RELEVANT AUTHORITIES; AND THE PURCHASER IS ADVISED TO TAKE ON SITE MEASUREMENT(S) OF THE UNIT BEFORE COMMITTING TO ANY RENOVATION WORK(S) OR TO INSTALLATION OR PURCHASE OF ANY FURNITURE AND FURNISHING WHATSOEVER.

94, VICTORIA PARK GROVE
TYPE A2b

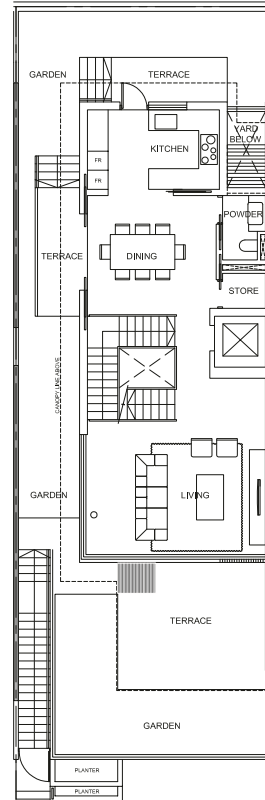
LAND AREA
200.0 SQM / 2,152.8 SQFT

FLOOR AREA
423 SQM / 4,553 SQFT

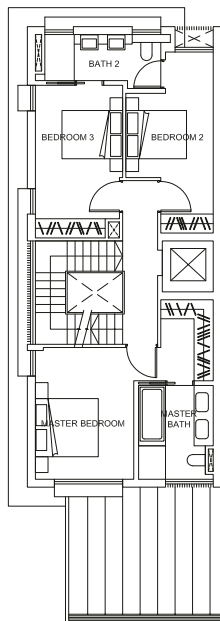
BASEMENT



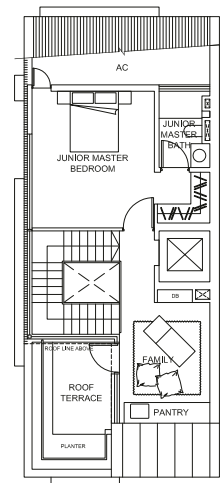
FIRST STOREY



SECOND STOREY



ATTIC



0 1m 2m 5m

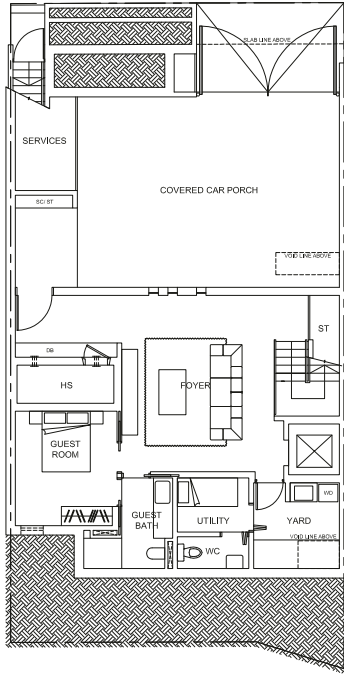
PLEASE NOTE THAT THIS FLOOR PLAN IS SUBJECT TO CHANGES THAT MAY BE REQUIRED BY THE RELEVANT AUTHORITIES. AS SUCH, THE DEVELOPER WILL NOT BE LIABLE FOR ANY CLAIMS, LOSSES, EXPENSES OF WHATEVER NATURE THAT MAY BE SUFFERED BY THE PURCHASER'S RELIANCE ON THE SAID PLAN IN THE EVENT THE PLAN IS REQUIRED TO BE CHANGED BY THE RELEVANT AUTHORITIES; AND THE PURCHASER IS ADVISED TO TAKE ON SITE MEASUREMENT(S) OF THE UNIT BEFORE COMMITTING TO ANY RENOVATION WORK(S) OR TO INSTALLATION OR PURCHASE OF ANY FURNITURE AND FURNISHING WHATSOEVER.

95, VICTORIA PARK GROVE
TYPE A1

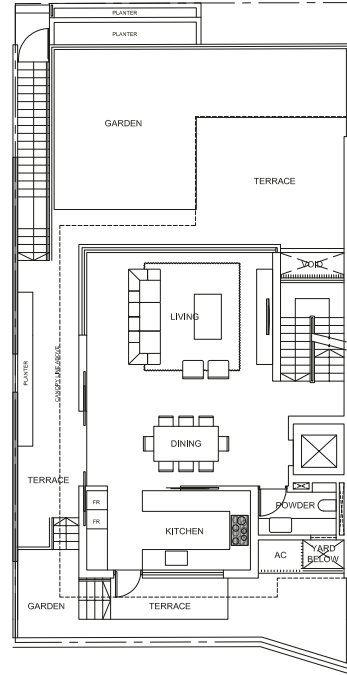
LAND AREA
212.4 SQM / 2,286.3 SQFT

FLOOR AREA
434 SQM / 4,672 SQFT

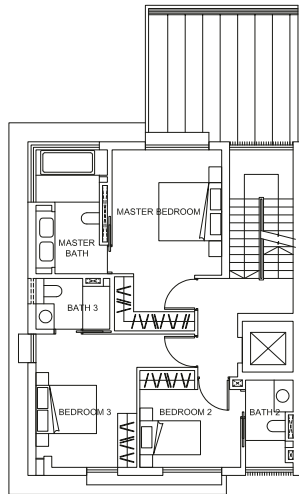
BASEMENT



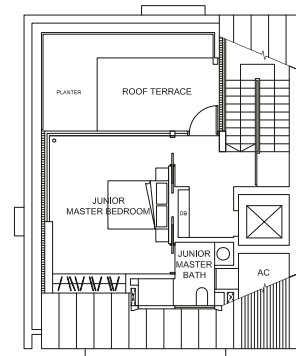
FIRST STOREY



SECOND STOREY



ATTIC



0 1m 2m 5m

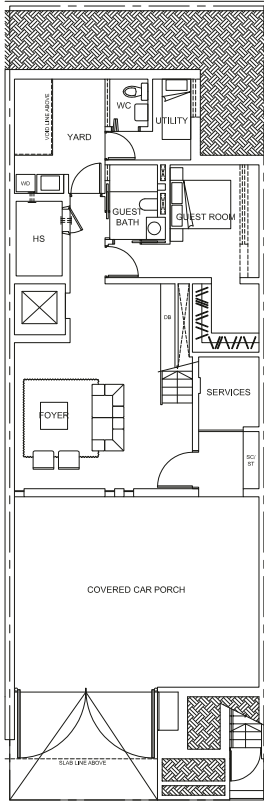
PLEASE NOTE THAT THIS FLOOR PLAN IS SUBJECT TO CHANGES THAT MAY BE REQUIRED BY THE RELEVANT AUTHORITIES. AS SUCH, THE DEVELOPER WILL NOT BE LIABLE FOR ANY CLAIMS, LOSSES, EXPENSES OF WHATEVER NATURE THAT MAY BE SUFFERED BY THE PURCHASER'S RELIANCE ON THE SAID PLAN IN THE EVENT THE PLAN IS REQUIRED TO BE CHANGED BY THE RELEVANT AUTHORITIES; AND THE PURCHASER IS ADVISED TO TAKE ON SITE MEASUREMENT(S) OF THE UNIT BEFORE COMMITTING TO ANY RENOVATION WORK(S) OR TO INSTALLATION OR PURCHASE OF ANY FURNITURE AND FURNISHING WHATSOEVER.

96, VICTORIA PARK GROVE
TYPE A2b

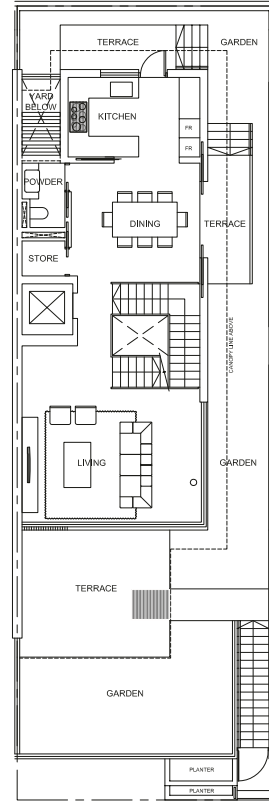
LAND AREA
200.0 SQM / 2,152.8 SQFT

FLOOR AREA
423 SQM / 4,553 SQFT

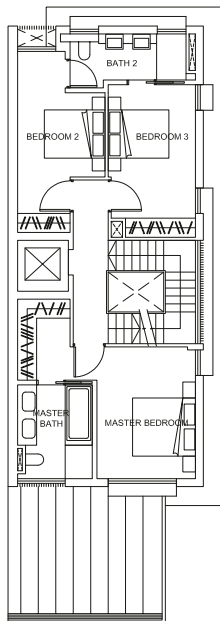
BASEMENT



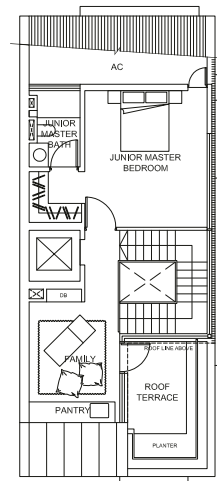
FIRST STOREY



SECOND STOREY



ATTIC



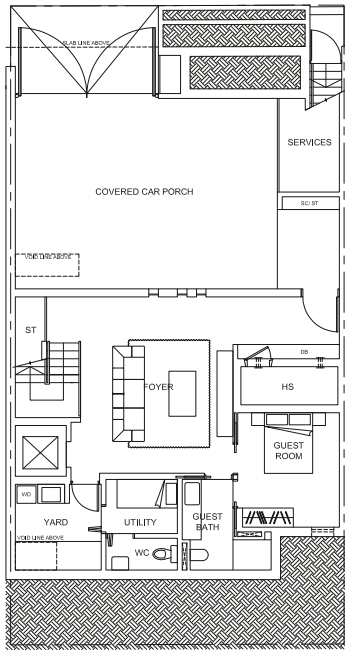
PLEASE NOTE THAT THIS FLOOR PLAN IS SUBJECT TO CHANGES THAT MAY BE REQUIRED BY THE RELEVANT AUTHORITIES. AS SUCH, THE DEVELOPER WILL NOT BE LIABLE FOR ANY CLAIMS, LOSSES, EXPENSES OF WHATEVER NATURE THAT MAY BE SUFFERED BY THE PURCHASER'S RELIANCE ON THE SAID PLAN IN THE EVENT THE PLAN IS REQUIRED TO BE CHANGED BY THE RELEVANT AUTHORITIES; AND THE PURCHASER IS ADVISED TO TAKE ON SITE MEASUREMENT(S) OF THE UNIT BEFORE COMMITTING TO ANY RENOVATION WORK(S) OR TO INSTALLATION OR PURCHASE OF ANY FURNITURE AND FURNISHING WHATSOEVER.

97, VICTORIA PARK GROVE
TYPE A1

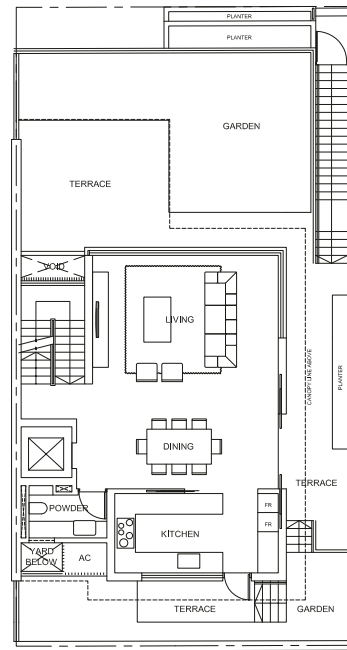
LAND AREA
211.2 SQM / 2,273.3 SQFT

FLOOR AREA
434 SQM / 4,672 SQFT

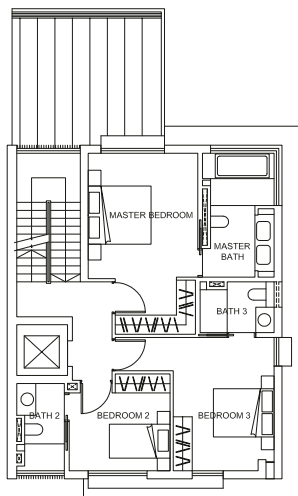
BASEMENT



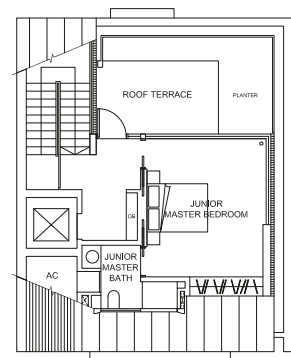
FIRST STOREY



SECOND STOREY



ATTIC



0 1m 2m 5m

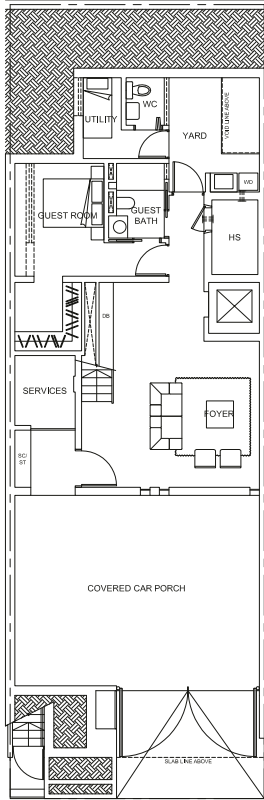
PLEASE NOTE THAT THIS FLOOR PLAN IS SUBJECT TO CHANGES THAT MAY BE REQUIRED BY THE RELEVANT AUTHORITIES. AS SUCH, THE DEVELOPER WILL NOT BE LIABLE FOR ANY CLAIMS, LOSSES, EXPENSES OF WHATEVER NATURE THAT MAY BE SUFFERED BY THE PURCHASER'S RELIANCE ON THE SAID PLAN IN THE EVENT THE PLAN IS REQUIRED TO BE CHANGED BY THE RELEVANT AUTHORITIES; AND THE PURCHASER IS ADVISED TO TAKE ON SITE MEASUREMENT(S) OF THE UNIT BEFORE COMMITTING TO ANY RENOVATION WORK(S) OR TO INSTALLATION OR PURCHASE OF ANY FURNITURE AND FURNISHING WHATSOEVER.

98, VICTORIA PARK GROVE
TYPE A2b

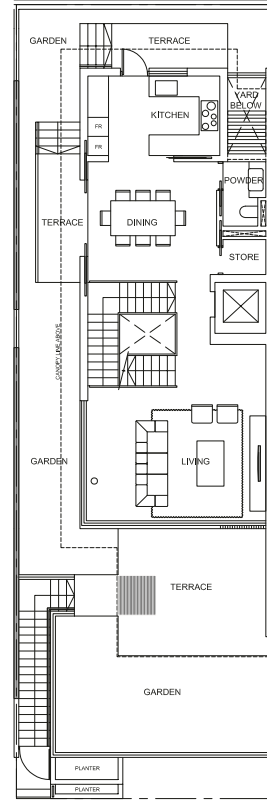
LAND AREA
200.0 SQM / 2,152.8 SQFT

FLOOR AREA
423 SQM / 4,553 SQFT

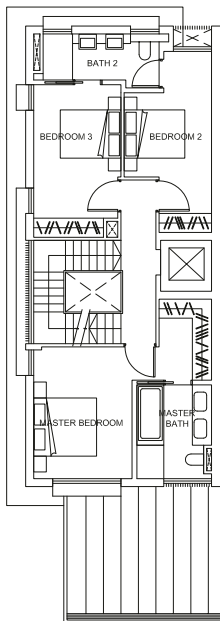
BASEMENT



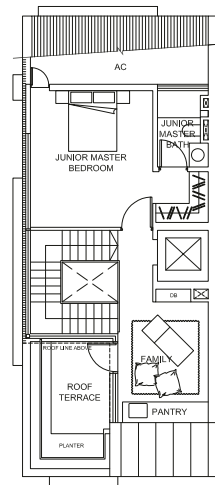
FIRST STOREY



SECOND STOREY



ATTIC



0 1m 2m 5m

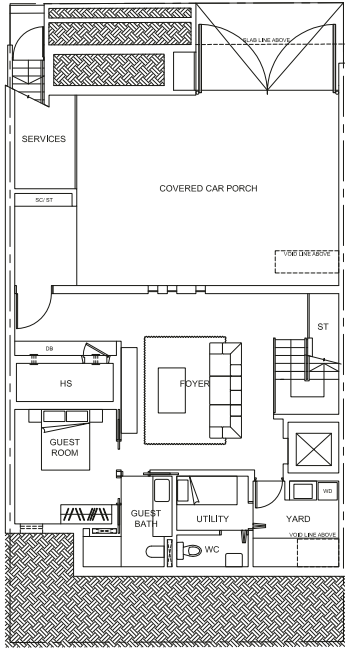
PLEASE NOTE THAT THIS FLOOR PLAN IS SUBJECT TO CHANGES THAT MAY BE REQUIRED BY THE RELEVANT AUTHORITIES. AS SUCH, THE DEVELOPER WILL NOT BE LIABLE FOR ANY CLAIMS, LOSSES, EXPENSES OF WHATEVER NATURE THAT MAY BE SUFFERED BY THE PURCHASER'S RELIANCE ON THE SAID PLAN IN THE EVENT THE PLAN IS REQUIRED TO BE CHANGED BY THE RELEVANT AUTHORITIES; AND THE PURCHASER IS ADVISED TO TAKE ON SITE MEASUREMENT(S) OF THE UNIT BEFORE COMMITTING TO ANY RENOVATION WORK(S) OR TO INSTALLATION OR PURCHASE OF ANY FURNITURE AND FURNISHING WHATSOEVER.

99, VICTORIA PARK GROVE
TYPE A1

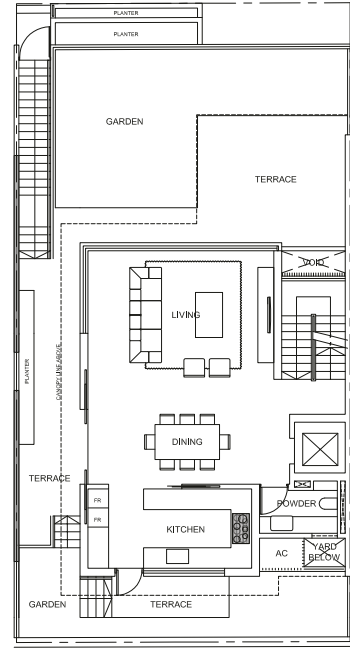
LAND AREA
211.2 SQM / 2,273.3 SQFT

FLOOR AREA
434 SQM / 4,672 SQFT

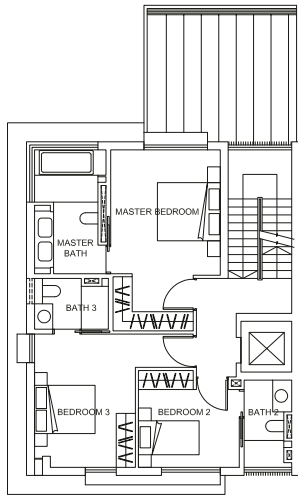
BASEMENT



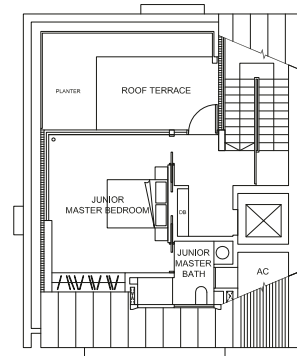
FIRST STOREY



SECOND STOREY



ATTIC



0 1m 2m 5m

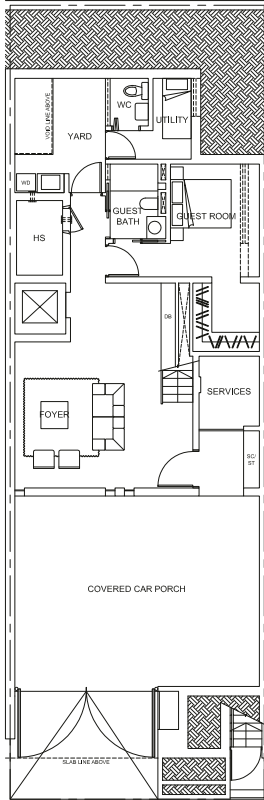
PLEASE NOTE THAT THIS FLOOR PLAN IS SUBJECT TO CHANGES THAT MAY BE REQUIRED BY THE RELEVANT AUTHORITIES. AS SUCH, THE DEVELOPER WILL NOT BE LIABLE FOR ANY CLAIMS, LOSSES, EXPENSES OF WHATEVER NATURE THAT MAY BE SUFFERED BY THE PURCHASER'S RELIANCE ON THE SAID PLAN IN THE EVENT THE PLAN IS REQUIRED TO BE CHANGED BY THE RELEVANT AUTHORITIES; AND THE PURCHASER IS ADVISED TO TAKE ON-SITE MEASUREMENTS OF THE UNIT BEFORE COMMITTING TO ANY RENOVATION WORKS OR TO INSTALLATION OR PURCHASE OF ANY FURNITURE AND FURNISHING WHATSOEVER.

100, VICTORIA PARK GROVE
TYPE A2b

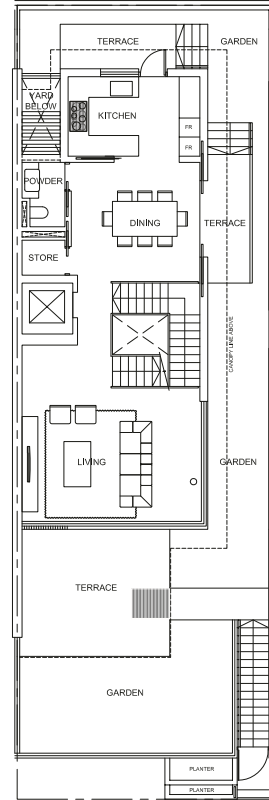
LAND AREA
200.0 SQM / 2,152.8 SQFT

FLOOR AREA
423 SQM / 4,553 SQFT

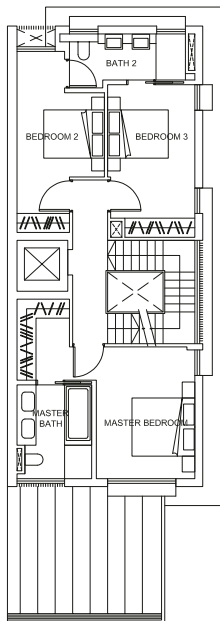
BASEMENT



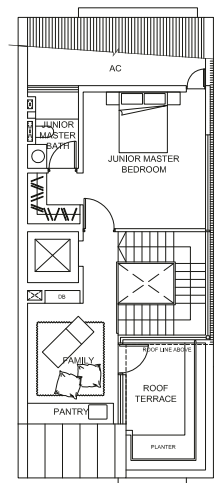
FIRST STOREY



SECOND STOREY



ATTIC



0 1m 2m 5m

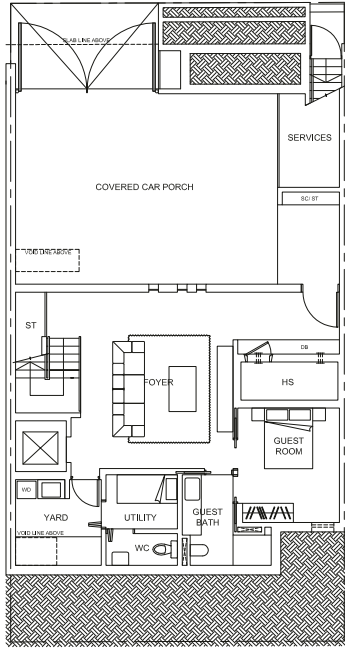
PLEASE NOTE THAT THIS FLOOR PLAN IS SUBJECT TO CHANGES THAT MAY BE REQUIRED BY THE RELEVANT AUTHORITIES. AS SUCH, THE DEVELOPER WILL NOT BE LIABLE FOR ANY CLAIMS, LOSSES, EXPENSES OF WHATEVER NATURE THAT MAY BE SUFFERED BY THE PURCHASER'S RELIANCE ON THE SAID PLAN IN THE EVENT THE PLAN IS REQUIRED TO BE CHANGED BY THE RELEVANT AUTHORITIES; AND THE PURCHASER IS ADVISED TO TAKE ON SITE MEASUREMENT(S) OF THE UNIT BEFORE COMMITTING TO ANY RENOVATION WORK(S) OR TO INSTALLATION OR PURCHASE OF ANY FURNITURE AND FURNISHING WHATSOEVER.

101, VICTORIA PARK GROVE
TYPE A1

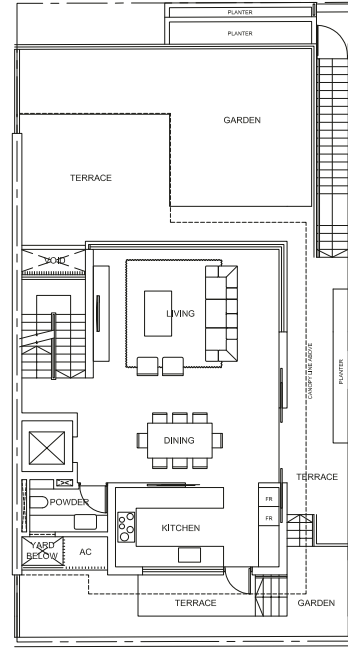
LAND AREA
211.1 SQM / 2,272.3 SQFT

FLOOR AREA
434 SQM / 4,672 SQFT

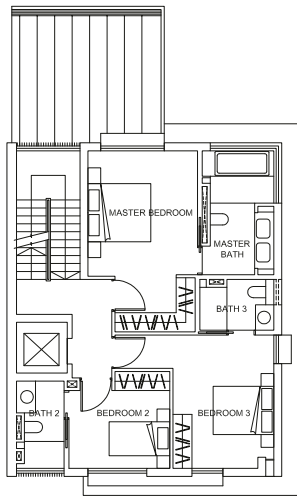
BASEMENT



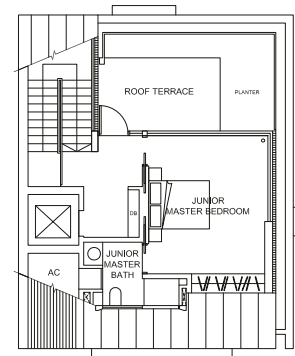
FIRST STOREY



SECOND STOREY



ATTIC



0 1m 2m 5m

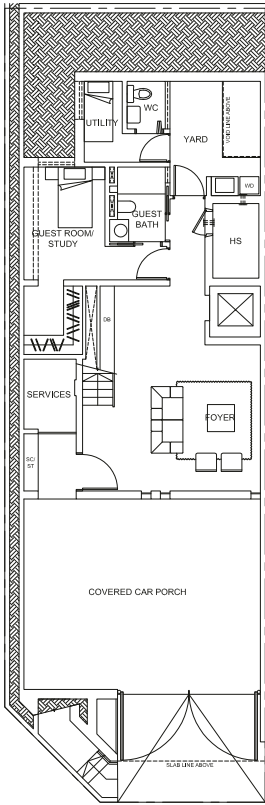
PLEASE NOTE THAT THIS FLOOR PLAN IS SUBJECT TO CHANGES THAT MAY BE REQUIRED BY THE RELEVANT AUTHORITIES. AS SUCH, THE DEVELOPER WILL NOT BE LIABLE FOR ANY CLAIMS, LOSSES, EXPENSES OF WHATEVER NATURE THAT MAY BE SUFFERED BY THE PURCHASER'S RELIANCE ON THE SAID PLAN IN THE EVENT THE PLAN IS REQUIRED TO BE CHANGED BY THE RELEVANT AUTHORITIES; AND THE PURCHASER IS ADVISED TO TAKE ON SITE MEASUREMENT(S) OF THE UNIT BEFORE COMMITTING TO ANY RENOVATION WORK(S) OR TO INSTALLATION OR PURCHASE OF ANY FURNITURE AND FURNISHING WHATSOEVER.

102, VICTORIA PARK GROVE
TYPE A2d

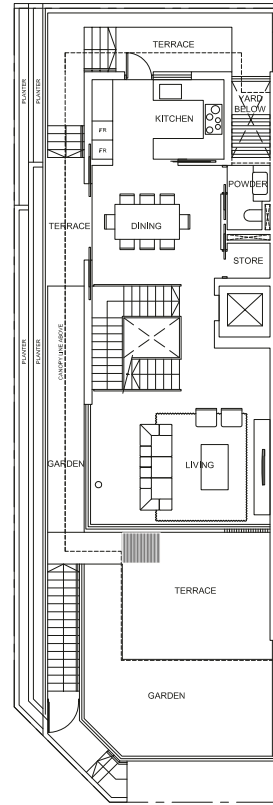
LAND AREA
200.5 SQM / 2,158.2 SQFT

FLOOR AREA
412 SQM / 4,435 SQFT

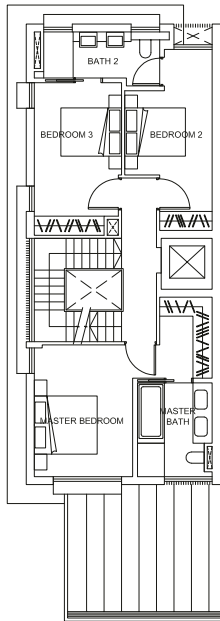
BASEMENT



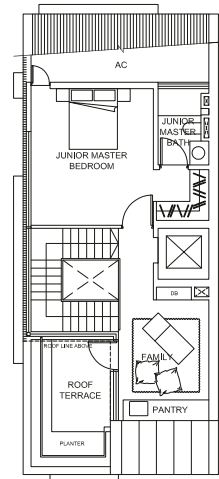
FIRST STOREY



SECOND STOREY



ATTIC



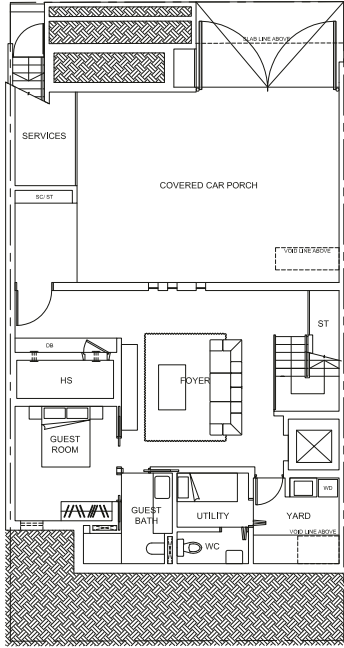
PLEASE NOTE THAT THIS FLOOR PLAN IS SUBJECT TO CHANGES THAT MAY BE REQUIRED BY THE RELEVANT AUTHORITIES. AS SUCH, THE DEVELOPER WILL NOT BE LIABLE FOR ANY CLAIMS, LOSSES, EXPENSES OF WHATEVER NATURE THAT MAY BE SUFFERED BY THE PURCHASER'S RELIANCE ON THE SAID PLAN IN THE EVENT THE PLAN IS REQUIRED TO BE CHANGED BY THE RELEVANT AUTHORITIES; AND THE PURCHASER IS ADVISED TO TAKE ON SITE MEASUREMENT(S) OF THE UNIT BEFORE COMMITTING TO ANY RENOVATION WORK(S) OR TO INSTALLATION OR PURCHASE OF ANY FURNITURE AND FURNISHING WHATSOEVER.

103, VICTORIA PARK GROVE
TYPE A1

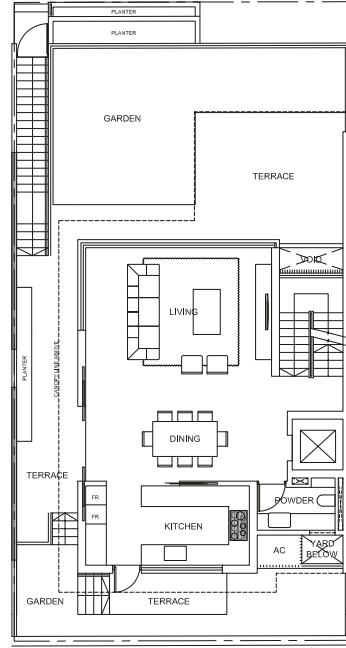
LAND AREA
211.1 SQM / 2,272.3 SQFT

FLOOR AREA
434 SQM / 4,672 SQFT

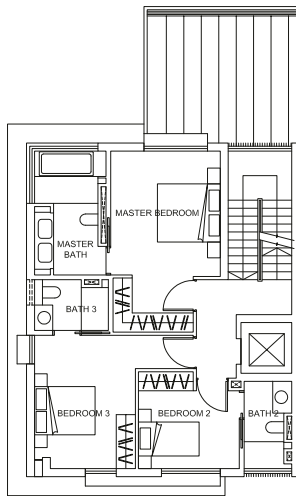
BASEMENT



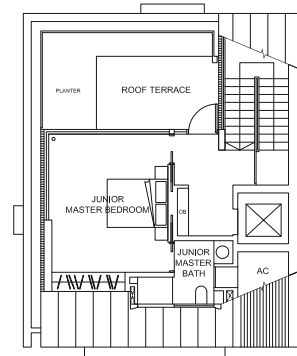
FIRST STOREY



SECOND STOREY



ATTIC



0 1m 2m 5m

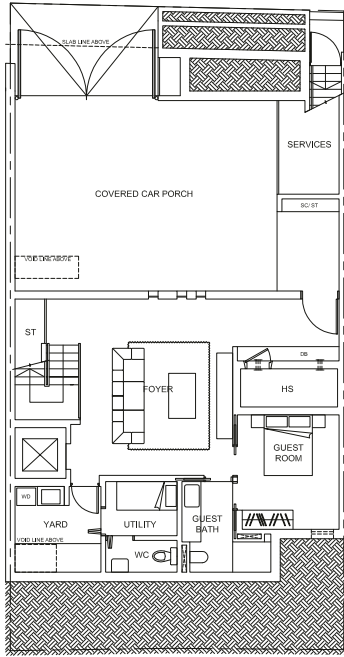
PLEASE NOTE THAT THIS FLOOR PLAN IS SUBJECT TO CHANGES THAT MAY BE REQUIRED BY THE RELEVANT AUTHORITIES. AS SUCH, THE DEVELOPER WILL NOT BE LIABLE FOR ANY CLAIMS, LOSSES, EXPENSES OF WHATEVER NATURE THAT MAY BE SUFFERED BY THE PURCHASER'S RELIANCE ON THE SAID PLAN IN THE EVENT THE PLAN IS REQUIRED TO BE CHANGED BY THE RELEVANT AUTHORITIES; AND THE PURCHASER IS ADVISED TO TAKE ON SITE MEASUREMENT(S) OF THE UNIT BEFORE COMMITTING TO ANY RENOVATION WORK(S) OR TO INSTALLATION OR PURCHASE OF ANY FURNITURE AND FURNISHING WHATSOEVER.

105, VICTORIA PARK GROVE
TYPE A1

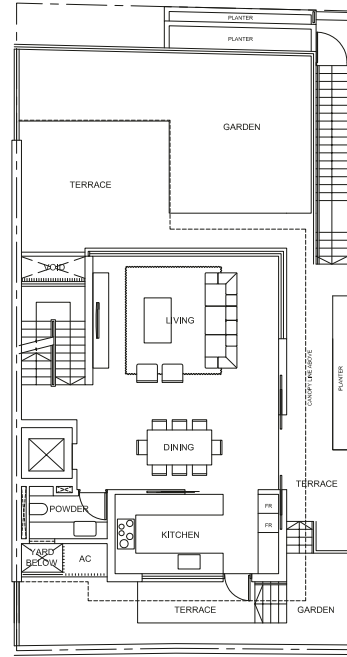
LAND AREA
212.6 SQM / 2,288.4 SQFT

FLOOR AREA
434 SQM / 4,672 SQFT

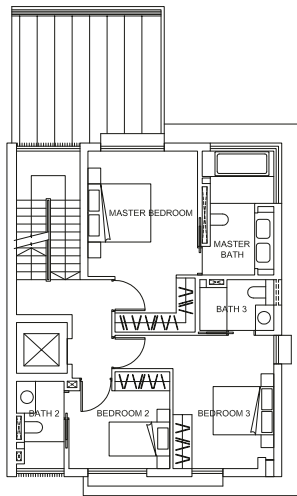
BASEMENT



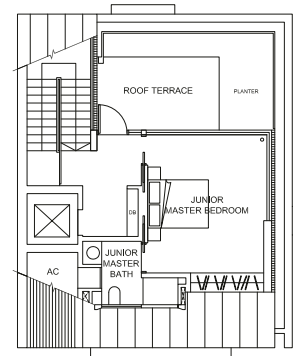
FIRST STOREY



SECOND STOREY



ATTIC

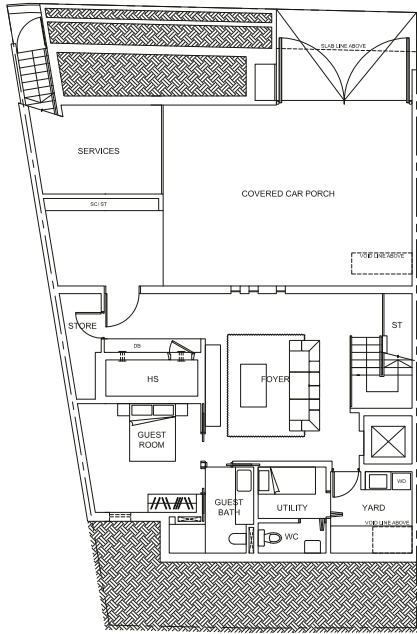


107, VICTORIA PARK GROVE
TYPE A1a

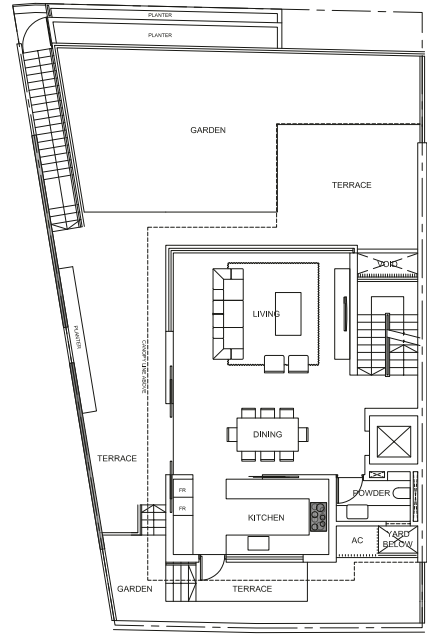
LAND AREA
243.6 SQM / 2,622.1 SQFT

FLOOR AREA
452 SQM / 4,865 SQFT

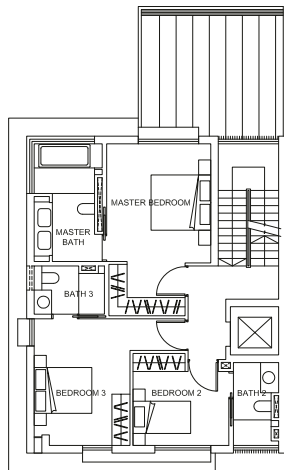
BASEMENT



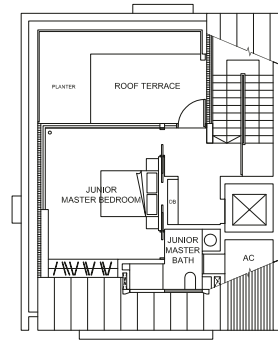
FIRST STOREY



SECOND STOREY



ATTIC



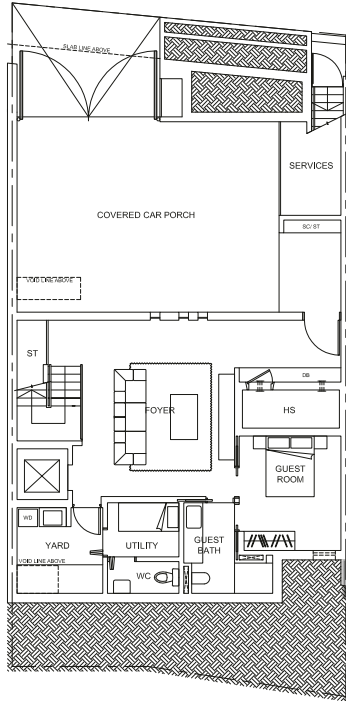
PLEASE NOTE THAT THIS FLOOR PLAN IS SUBJECT TO CHANGES THAT MAY BE REQUIRED BY THE RELEVANT AUTHORITIES. AS SUCH, THE DEVELOPER WILL NOT BE LIABLE FOR ANY CLAIMS, LOSSES, EXPENSES OF WHATEVER NATURE THAT MAY BE SUFFERED BY THE PURCHASER'S RELIANCE ON THE SAID PLAN IN THE EVENT THE PLAN IS REQUIRED TO BE CHANGED BY THE RELEVANT AUTHORITIES; AND THE PURCHASER IS ADVISED TO TAKE ON SITE MEASUREMENT(S) OF THE UNIT BEFORE COMMITTING TO ANY RENOVATION WORK(S) OR TO INSTALLATION OR PURCHASE OF ANY FURNITURE AND FURNISHING WHATSOEVER.

109, VICTORIA PARK GROVE
TYPE A1

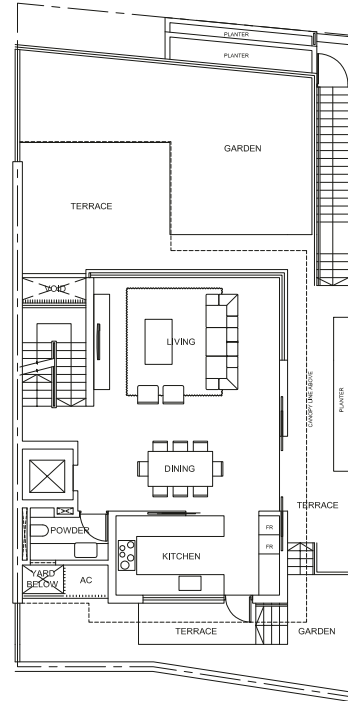
LAND AREA
217.0 SQM / 2,335.8 SQFT

FLOOR AREA
434 SQM / 4,672 SQFT

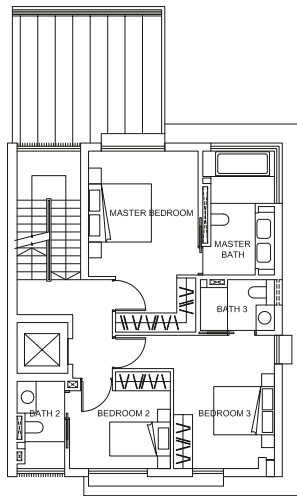
BASEMENT



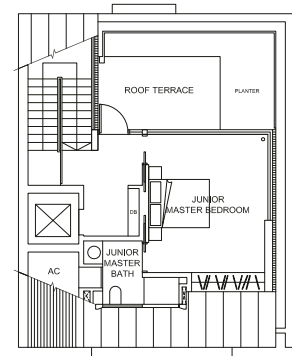
FIRST STOREY



SECOND STOREY



ATTIC



0 1m 2m 5m

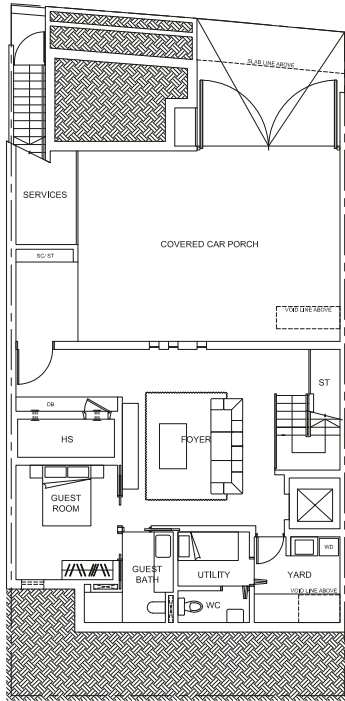
PLEASE NOTE THAT THIS FLOOR PLAN IS SUBJECT TO CHANGES THAT MAY BE REQUIRED BY THE RELEVANT AUTHORITIES. AS SUCH, THE DEVELOPER WILL NOT BE LIABLE FOR ANY CLAIMS, LOSSES, EXPENSES OF WHATEVER NATURE THAT MAY BE SUFFERED BY THE PURCHASER'S RELIANCE ON THE SAID PLAN IN THE EVENT THE PLAN IS REQUIRED TO BE CHANGED BY THE RELEVANT AUTHORITIES; AND THE PURCHASER IS ADVISED TO TAKE ON SITE MEASUREMENT(S) OF THE UNIT BEFORE COMMITTING TO ANY RENOVATION WORK(S) OR TO INSTALLATION OR PURCHASE OF ANY FURNITURE AND FURNISHING WHATSOEVER.

111, VICTORIA PARK GROVE
TYPE A1

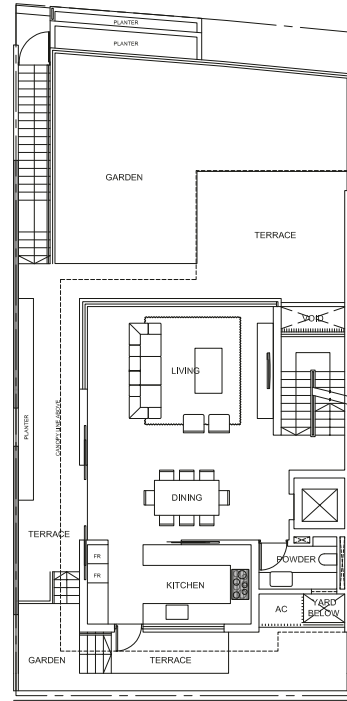
LAND AREA
224.3 SQM / 2,414.3 SQFT

FLOOR AREA
434 SQM / 4,672 SQFT

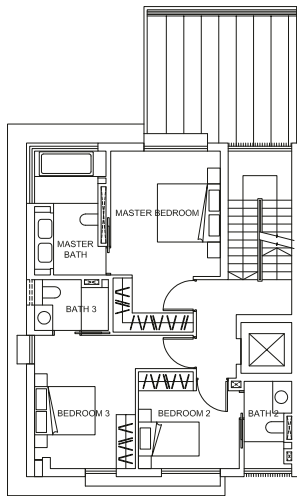
BASEMENT



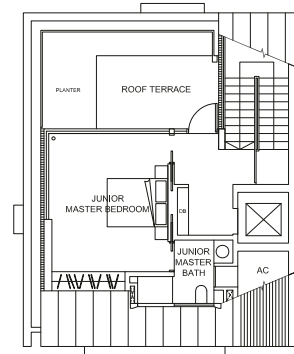
FIRST STOREY



SECOND STOREY



ATTIC



0 1m 2m 5m

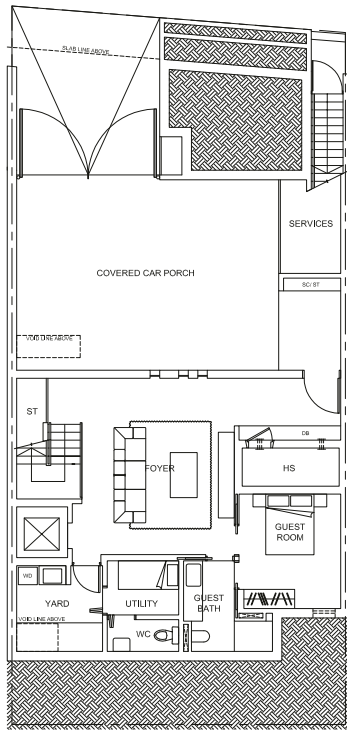
PLEASE NOTE THAT THIS FLOOR PLAN IS SUBJECT TO CHANGES THAT MAY BE REQUIRED BY THE RELEVANT AUTHORITIES. AS SUCH, THE DEVELOPER WILL NOT BE LIABLE FOR ANY CLAIMS, LOSSES, EXPENSES OF WHATEVER NATURE THAT MAY BE SUFFERED BY THE PURCHASER'S RELIANCE ON THE SAID PLAN IN THE EVENT THE PLAN IS REQUIRED TO BE CHANGED BY THE RELEVANT AUTHORITIES; AND THE PURCHASER IS ADVISED TO TAKE ON-SITE MEASUREMENT(S) OF THE UNIT BEFORE COMMITTING TO ANY RENOVATION WORK(S) OR TO INSTALLATION OR PURCHASE OF ANY FURNITURE AND FURNISHING WHATSOEVER.

113, VICTORIA PARK GROVE
TYPE A1

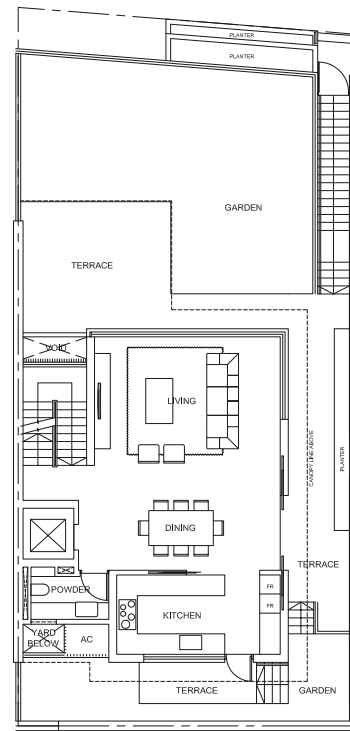
LAND AREA
233.2 SQM / 2,510.1 SQFT

FLOOR AREA
434 SQM / 4,672 SQFT

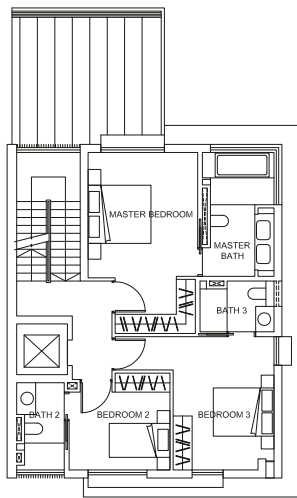
BASEMENT



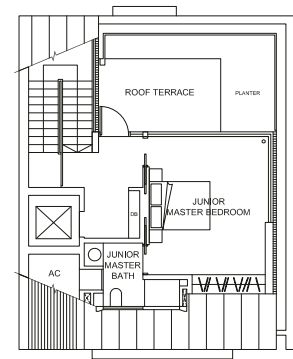
FIRST STOREY



SECOND STOREY



ATTIC



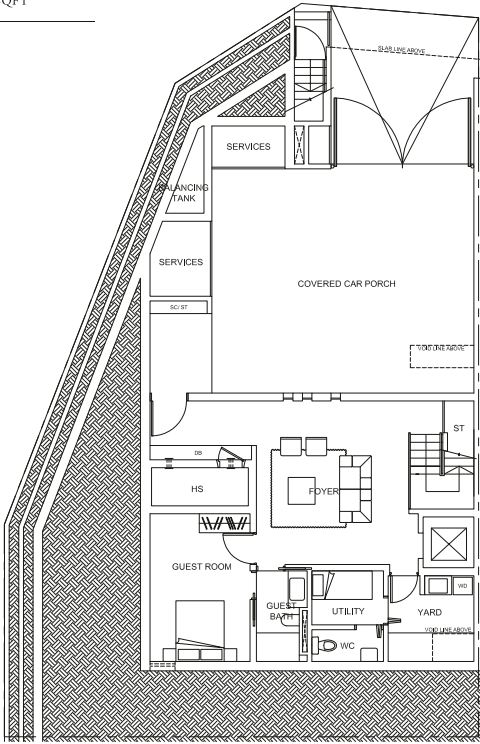
PLEASE NOTE THAT THIS FLOOR PLAN IS SUBJECT TO CHANGES THAT MAY BE REQUIRED BY THE RELEVANT AUTHORITIES. AS SUCH, THE DEVELOPER WILL NOT BE LIABLE FOR ANY CLAIMS, LOSSES, EXPENSES OF WHATEVER NATURE THAT MAY BE SUFFERED BY THE PURCHASER'S RELIANCE ON THE SAID PLAN IN THE EVENT THE PLAN IS REQUIRED TO BE CHANGED BY THE RELEVANT AUTHORITIES; AND THE PURCHASER IS ADVISED TO TAKE ON-SITE MEASUREMENTS OF THE UNIT BEFORE COMMITTING TO ANY RENOVATION WORKS OR TO INSTALLATION OR PURCHASE OF ANY FURNITURE AND FURNISHING WHATSOEVER.

115, VICTORIA PARK GROVE
TYPE A3

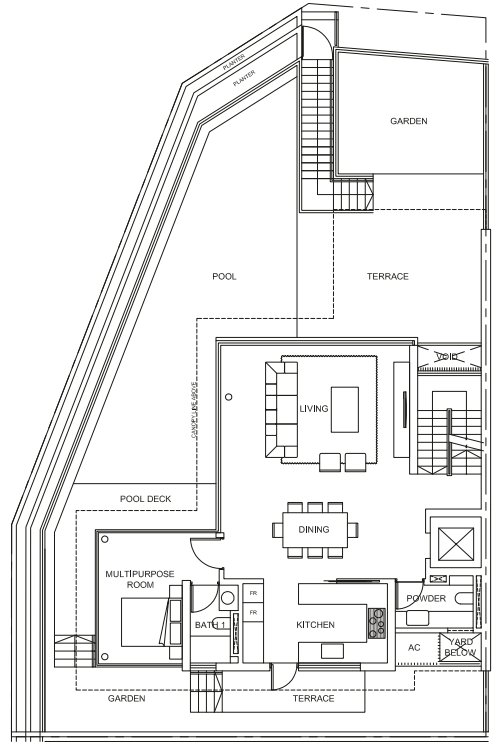
LAND AREA
287.5 SQM / 3,094.6 SQFT

FLOOR AREA
565 SQM / 6,082 SQFT

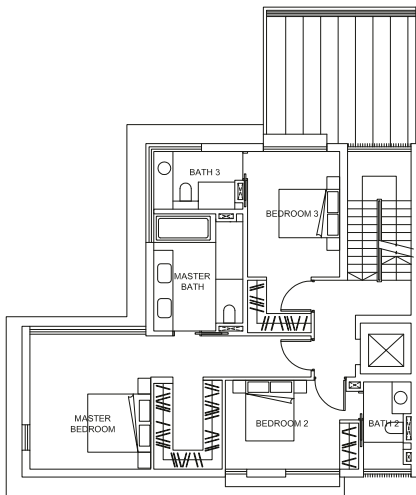
BASEMENT



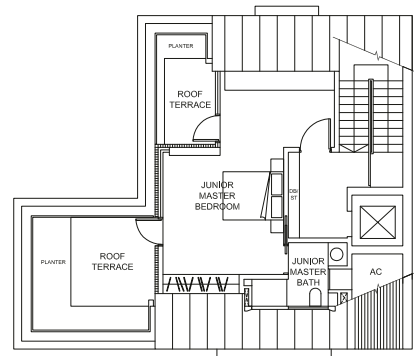
FIRST STOREY



SECOND STOREY



ATTIC



PLEASE NOTE THAT THIS FLOOR PLAN IS SUBJECT TO CHANGES THAT MAY BE REQUIRED BY THE RELEVANT AUTHORITIES. AS SUCH, THE DEVELOPER WILL NOT BE LIABLE FOR ANY CLAIMS, LOSSES, EXPENSES OF WHATEVER NATURE THAT MAY BE SUFFERED BY THE PURCHASER'S RELIANCE ON THE SAID PLAN IN THE EVENT THE PLAN IS REQUIRED TO BE CHANGED BY THE RELEVANT AUTHORITIES; AND THE PURCHASER IS ADVISED TO TAKE ON SITE MEASUREMENT(S) OF THE UNIT BEFORE COMMITTING TO ANY RENOVATION WORK(S) OR TO INSTALLATION OR PURCHASE OF ANY FURNITURE AND FURNISHING WHATSOEVER.