

COMPASS HOUSE

CORE B

CORE C

CORE D

CORE A

09 H.01

09 H.03

09 H.05

09 H.07

09 H.02

09 H.04

09 H.06

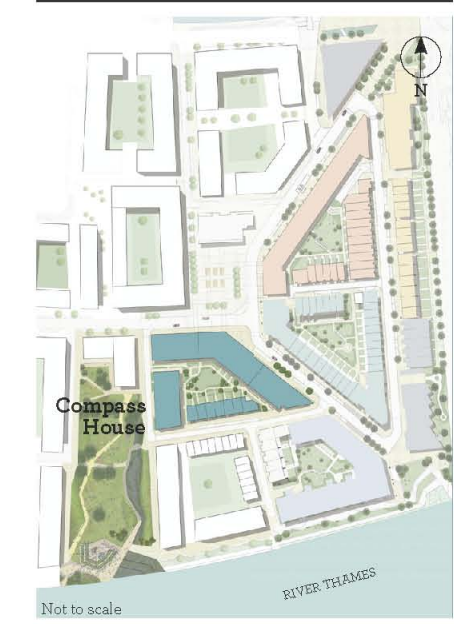
RIVERSIDE PARK



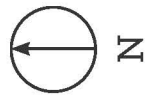
ROYAL WHARF

LONDON

COMPASS HOUSE



Disclaimer
This brochure and the information contained in it does not form part of any contract, and while reasonable effort has been made to ensure accuracy, this cannot be guaranteed and no representation or warranty is made in that regard. Apartment designs and layouts are indicative only and may change. The specification of the apartments is the anticipated specification as at the date this brochure was prepared, but may be subject to change in accordance with permitted variances under the apartment sale contracts. Dimensions shown in any text or plan are approximate sizes only and actual sizes may be different once constructed (although it is not anticipated that any apartments will be reduced by more than 5% in size). Computer generated images and photos are indicative only. All sales remain subject to contract. All information regarding prospective commercial or retail tenants represents current intention only, and the final identity of the tenants may change. Furniture shown in Computer Generated Images and photos is not included in sales. Royal Wharf is a marketing name only and will not necessarily form part of the approved postal address. Neither the agents nor any person in their employ has any authority to make or give any representation, warranty or guarantee (whether written or oral) in respect of or in relation to the development (or any parts thereof).
© 2014 Royal Wharf
www.royalwharf.com



**09A
GF.02** 4 BEDROOM DUPLEX
Internal area:
 138.6 sq.m / 1492 sq.ft
Living area:
 8685 mm x 5600 mm
Terrace:
 51.9 sq.m / 559 sq.ft

**09A
GF.03** 4 BEDROOM DUPLEX
Internal area:
 131.9 sq.m / 1420 sq.ft
Living area:
 8685 mm x 5600 mm
Terrace:
 28.6 sq.m / 308 sq.ft

**09A
GF.04** 4 BEDROOM DUPLEX
Internal area:
 152.5 sq.m / 1641 sq.ft
Living area:
 7600 mm x 6285 mm
Terrace:
 26.4 sq.m / 284 sq.ft



**09A
GF.01** 3 BEDROOM DUPLEX
Internal area:
 118.4 sq.m / 1274 sq.ft
Living area:
 9145 mm x 5600 mm
Terrace:
 42.2 sq.m / 454 sq.ft

**09A
GF.06** 3 BEDROOM DUPLEX
Internal area:
 125.3 sq.m / 1349 sq.ft
Living area:
 6980 mm x 6860 mm
Terrace:
 13.2 sq.m / 142 sq.ft

**09A
GF.05** 4 BEDROOM DUPLEX
Internal area:
 155.2 sq.m / 1671 sq.ft
Living area:
 8010 mm x 6600 mm
Terrace:
 17.0 sq.m / 183 sq.ft

08	
07	
06	
05	
04	
03	
02	
01	
GF	



ROYAL WHARF
LONDON

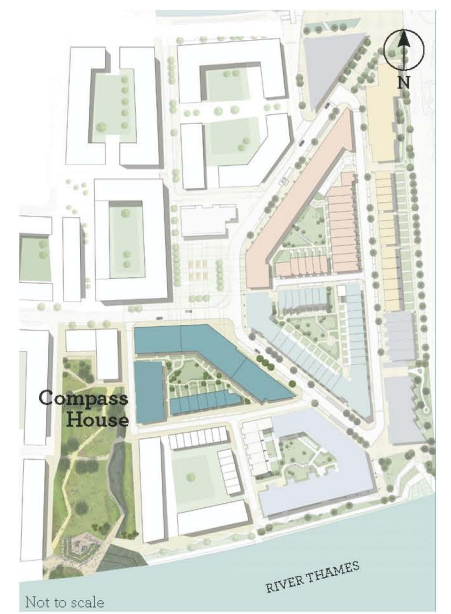
COMPASS HOUSE

LEVEL
GFA

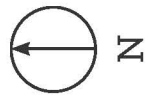
LEGEND

- C: Cupboard
- W: Wardrobe
- FF: Fridge Freezer
- WM: Washer/Dryer
- B: Balcony
- T: Terrace

NOTES



Disclaimer
 This brochure and the information contained in it does not form part of any contract, and while reasonable effort has been made to ensure accuracy, this cannot be guaranteed and no representation or warranty is made in that regard. Apartment designs and layouts are indicative only and may change. The specification of the apartments is the anticipated specification as at the date this brochure was prepared, but may be subject to change in accordance with permitted variances under the apartment sale contracts. Dimensions shown in any text or plan are approximate sizes only and actual sizes may be different once constructed (although it is not anticipated that any apartments will be reduced by more than 5% in size). Computer generated images and photo's are indicative only. All sales remain subject to contract. All information regarding prospective commercial or retail tenants represents current intention only, and the final identity of the tenants may change. Furniture shown in Computer Generated Images and photo's is not included in sales. Royal Wharf is a marketing name only and will not necessarily form part of the approved postal address. Neither the agents nor any person in their employ has any authority to make or give any representation, warranty or guarantee (whether written or oral) in respect of or in relation to the development (or any parts thereof).
 © 2014 Royal Wharf
www.royalwharf.com



ROYAL WHARF LONDON

COMPASS HOUSE

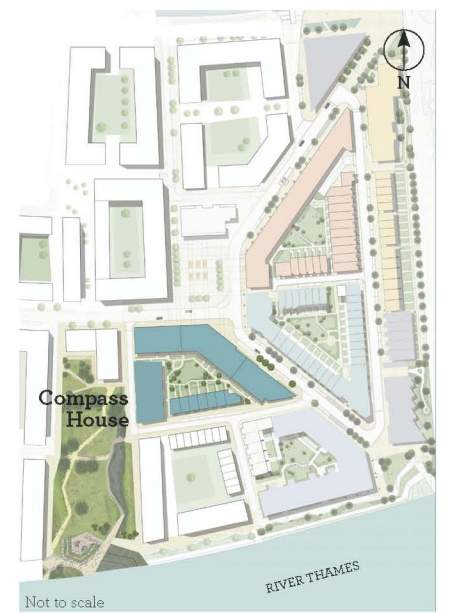
LEVEL

05A

LEGEND

- C: Cupboard
- W: Wardrobe
- FF: Fridge Freezer
- WM: Washer/Dryer
- B: Balcony
- T: Terrace

NOTES

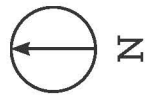


Disclaimer

This brochure and the information contained in it does not form part of any contract, and while reasonable effort has been made to ensure accuracy, this cannot be guaranteed and no representation or warranty is made in that regard. Apartment designs and layouts are indicative only and may change. The specification of the apartments is the anticipated specification as at the date this brochure was prepared, but may be subject to change in accordance with permitted variances under the apartment sale contracts. Dimensions shown in any text or plan are approximate sizes only and actual sizes may be different once constructed (although it is not anticipated that any apartments will be reduced by more than 5% in size). Computer generated images and photos are indicative only. All sales remain subject to contract. All information regarding prospective commercial or retail tenants represents current intention only, and the final identity of the tenants may change. Furniture shown in Computer Generated Images and photos is not included in sales. Royal Wharf is a marketing name only and will not necessarily form part of the approved postal address. Neither the agents nor any person in their employ has any authority to make or give any representation, warranty or guarantee (whether written or oral) in respect of or in relation to the development (or any parts thereof).



08	
07	
06	
05	
04	
03	
02	
01	
GF	



ROYAL WHARF LONDON

COMPASS HOUSE

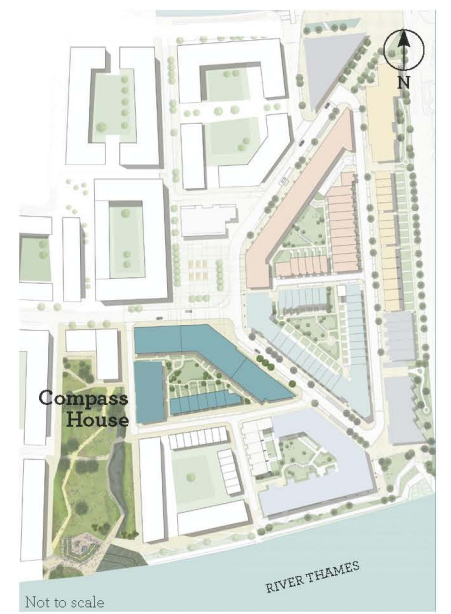
LEVEL

07A

LEGEND

- C: Cupboard
- W: Wardrobe
- FF: Fridge Freezer
- WM: Washer/Dryer
- B: Balcony
- T: Terrace

NOTES



Not to scale

Disclaimer

This brochure and the information contained in it does not form part of any contract, and while reasonable effort has been made to ensure accuracy, this cannot be guaranteed and no representation or warranty is made in that regard. Apartment designs and layouts are indicative only and may change. The specification of the apartments is the anticipated specification as at the date this brochure was prepared, but may be subject to change in accordance with permitted variances under the apartment sale contracts. Dimensions shown in any text or plan are approximate sizes only and actual sizes may be different once constructed (although it is not anticipated that any apartments will be reduced by more than 5% in size). Computer generated images and photos are indicative only. All sales remain subject to contract. All information regarding prospective commercial or retail tenants represents current intention only, and the final identity of the tenants may change. Furniture shown in Computer Generated Images and photos is not included in sales. Royal Wharf is a marketing name only and will not necessarily form part of the approved postal address. Neither the agents nor any person in their employ has any authority to make or give any representation, warranty or guarantee (whether written or oral) in respect of or in relation to the development (or any parts thereof).

© 2014 Royal Wharf
www.royalwharf.com

**09A
07.02**

1 BEDROOM

Internal area:
57.0 sq.m / 614 sq.ft
Living area:
7000 mm x 5950 mm
Bedroom 1:
3600 x 3000 mm
Balcony:
6.2 sq.m / 67 sq.ft

**09A
07.03**

2 BEDROOM

Internal area:
73.5 sq.m / 791 sq.ft
Living area:
7000 mm x 5850 mm
Bedroom 1:
4635 mm x 3000 mm
Bedroom 2:
3480 mm x 3000 mm
Balcony:
6.1 sq.m / 66 sq.ft

**09A
07.04**

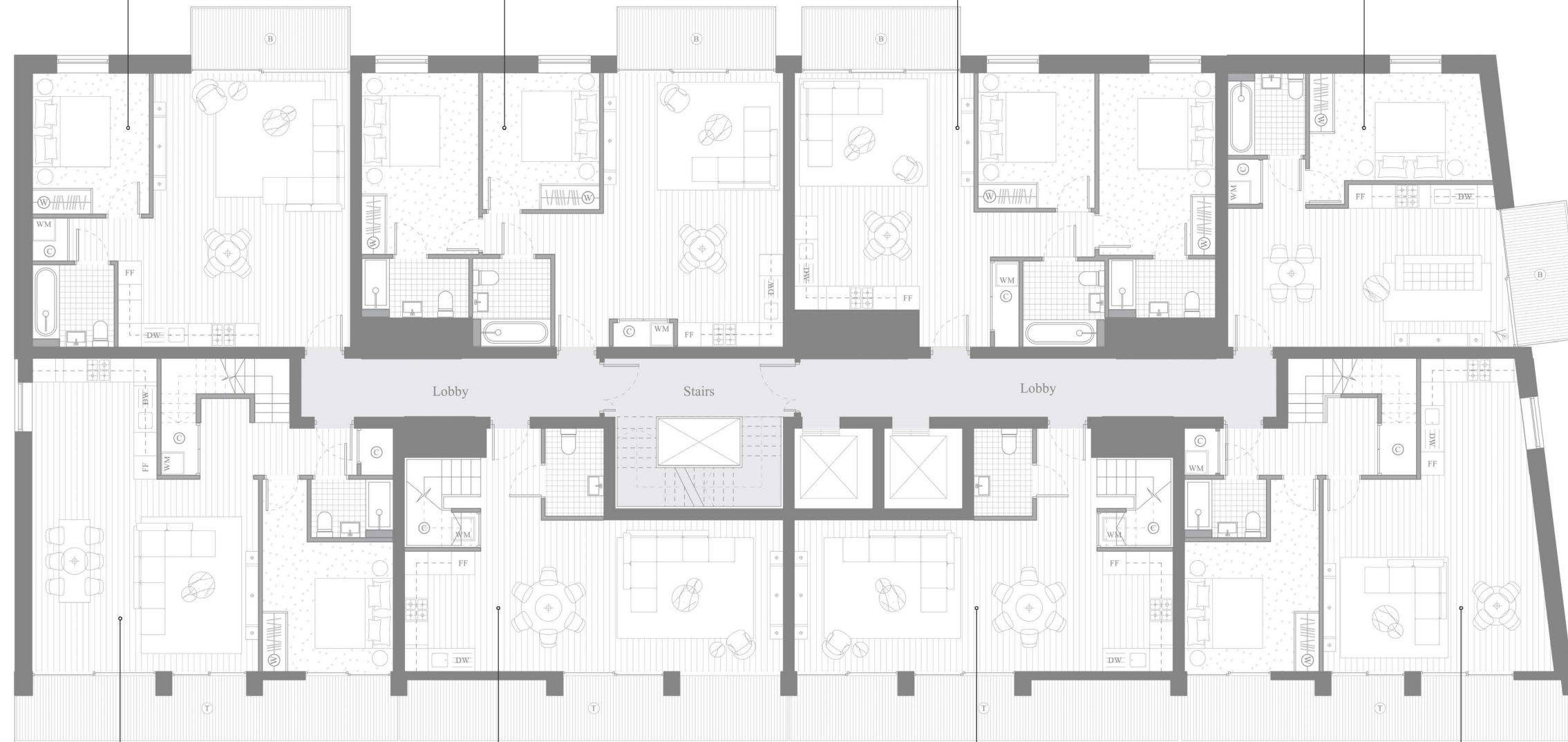
2 BEDROOM

Internal area:
70.4 sq.m / 758 sq.ft
Living area:
6050 mm x 5020 mm
Bedroom 1:
4650 mm x 3000 mm
Bedroom 2:
3450 mm x 3000 mm
Balcony:
6.1 sq.m / 66 sq.ft

**09A
07.05**

1 BEDROOM

Internal area:
48.3 sq.m / 520 sq.ft
Living area:
7335 mm x 4150 mm
Bedroom 1:
4725 mm x 2750 mm
Balcony:
5.7 sq.m / 61 sq.ft



**09A
07.01**

4 BEDROOM DUPLEX

Internal area:
139.1 sq.m / 1497 sq.ft
Living area:
8035 mm x 5800 mm
Bedroom 4:
3350 mm x 3330 mm
Terrace:
15.5 sq.m / 167 sq.ft

**09A
07.08**

2 BEDROOM DUPLEX

Internal area:
96.2 sq.m / 1035 sq.ft
Living area:
9700 mm x 3885 mm
Terrace:
15.6 sq.m / 168 sq.ft

**09A
07.07**

2 BEDROOM DUPLEX

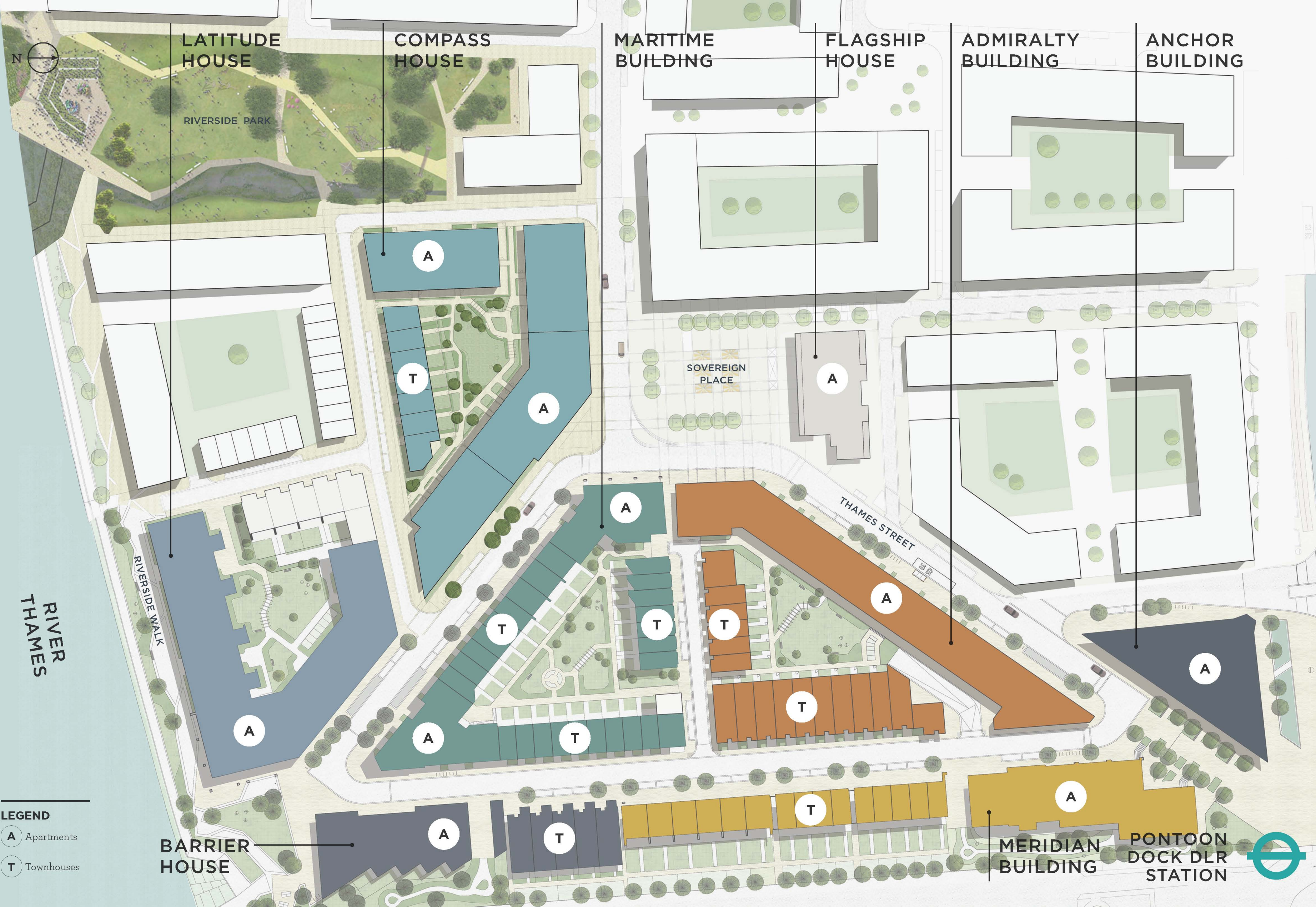
Internal area:
96.2 sq.m / 1035 sq.ft
Living area:
9700 mm x 3885 mm
Terrace:
15.6 sq.m / 168 sq.ft

**09A
07.06**

4 BEDROOM DUPLEX

Internal area:
134.7 sq.m / 1450 sq.ft
Living area:
8035 mm x 5925 mm
Bedroom 4:
3450 mm x 3335 mm
Terrace:
15.9 sq.m / 171 sq.ft

08	
07	
06	
05	
04	
03	
02	
01	
GF	



LATITUDE HOUSE

COMPASS HOUSE

MARITIME BUILDING

FLAGSHIP HOUSE

ADMIRALTY BUILDING

ANCHOR BUILDING

RIVERSIDE PARK

SOVEREIGN PLACE

THAMES STREET

RIVERSIDE WALK

RIVER THAMES

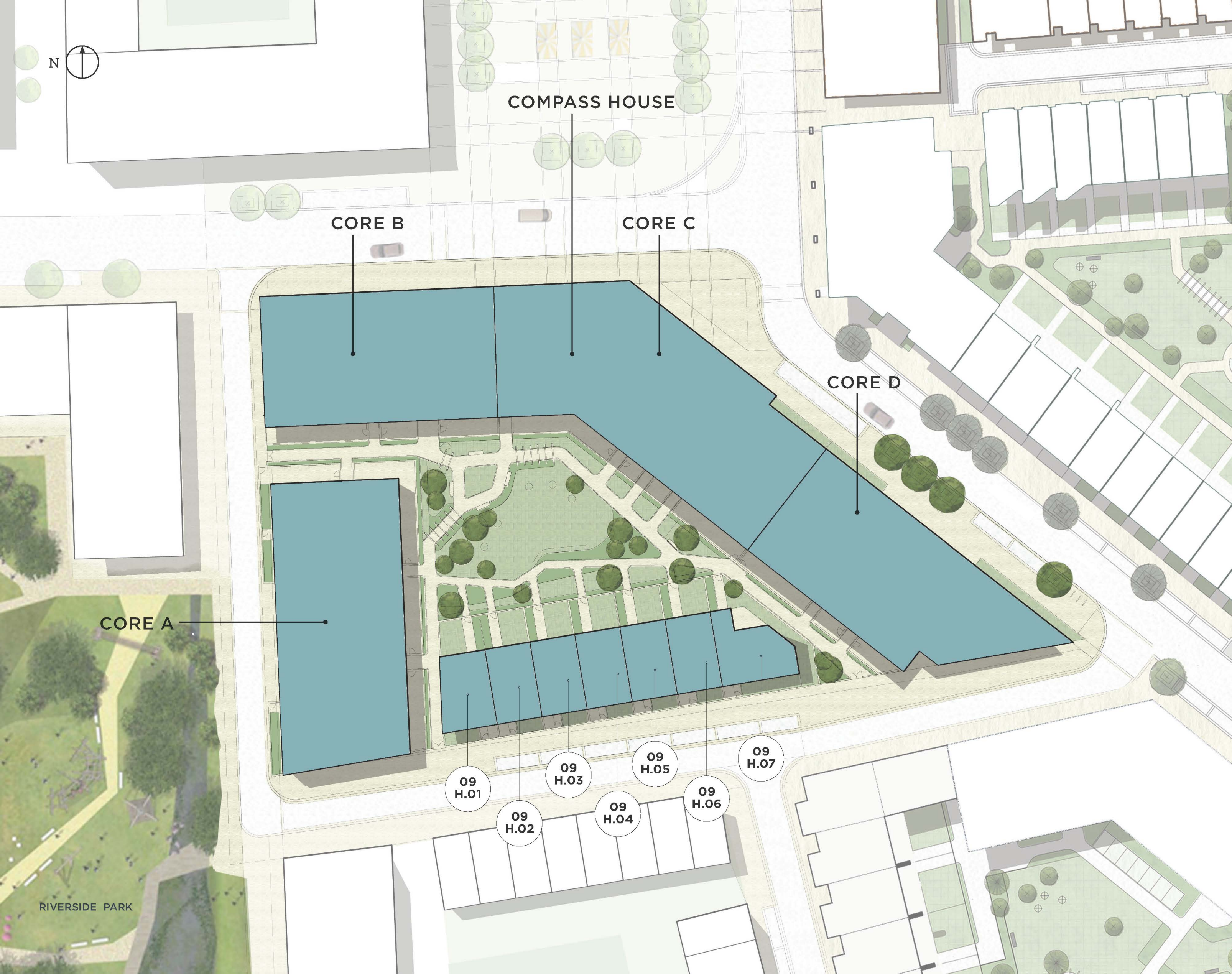
- LEGEND**
- A Apartments
 - T Townhouses

BARRIER HOUSE

MERIDIAN BUILDING

PONTOON DOCK DLR STATION





COMPASS HOUSE

CORE B

CORE C

CORE D

CORE A

09 H.01

09 H.03

09 H.05

09 H.07

09 H.02

09 H.04

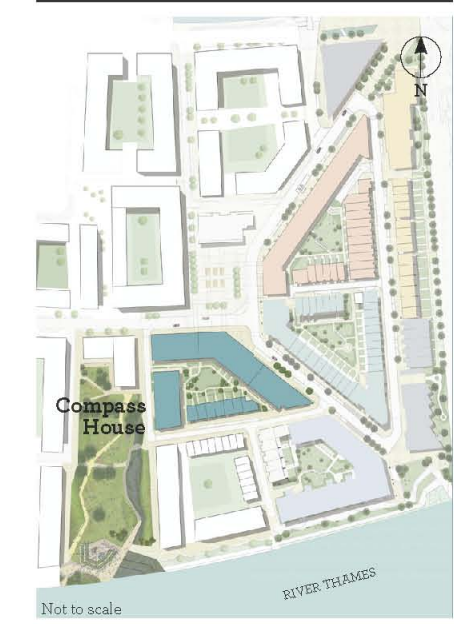
09 H.06

RIVERSIDE PARK



ROYAL WHARF
LONDON

COMPASS HOUSE



Disclaimer
This brochure and the information contained in it does not form part of any contract, and while reasonable effort has been made to ensure accuracy, this cannot be guaranteed and no representation or warranty is made in that regard. Apartment designs and layouts are indicative only and may change. The specification of the apartments is the anticipated specification as at the date this brochure was prepared, but may be subject to change in accordance with permitted variances under the apartment sale contracts. Dimensions shown in any text or plan are approximate sizes only and actual sizes may be different once constructed (although it is not anticipated that any apartments will be reduced by more than 5% in size). Computer generated images and photo's are indicative only. All sales remain subject to contract. All information regarding prospective commercial or retail tenants represents current intention only, and the final identity of the tenants may change. Furniture shown in Computer Generated Images and photo's is not included in sales. Royal Wharf is a marketing name only and will not necessarily form part of the approved postal address. Neither the agents nor any person in their employ has any authority to make or give any representation, warranty or guarantee (whether written or oral) in respect of or in relation to the development (or any parts thereof).
© 2014 Royal Wharf
www.royalwharf.com



ROYAL WHARF

LONDON

COMPASS HOUSE

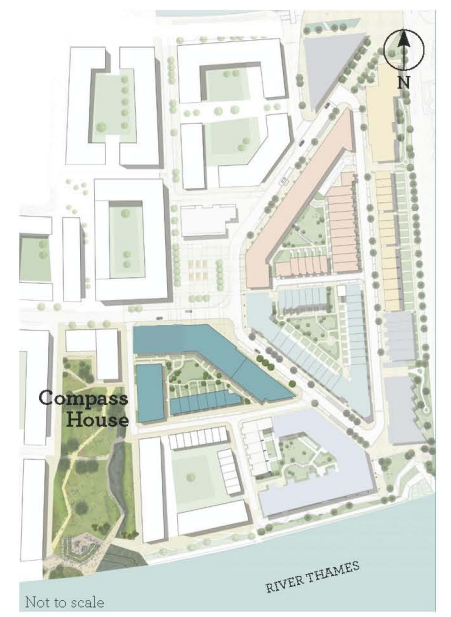
LEVEL

03B

LEGEND

- C: Cupboard
- W: Wardrobe
- FF: Fridge Freezer
- WM: Washer/Dryer
- B: Balcony
- T: Terrace

NOTES



Disclaimer

This brochure and the information contained in it does not form part of any contract, and while reasonable effort has been made to ensure accuracy, this cannot be guaranteed and no representation or warranty is made in that regard. Apartment designs and layouts are indicative only and may change. The specification of the apartments is the anticipated specification as at the date this brochure was prepared, but may be subject to change in accordance with permitted variances under the apartment sale contracts. Dimensions shown in any text or plan are approximate sizes only and actual sizes may be different once constructed (although it is not anticipated that any apartments will be reduced by more than 5% in size). Computer-generated images and photos are indicative only. All sales remain subject to contract. All information regarding prospective commercial or retail tenants represents current intention only, and the final identity of the tenants may change. Furniture shown in Computer Generated Images and photos is not included in sales. Royal Wharf is a marketing name only and will not necessarily form part of the approved postal address. Neither the agents nor any person in their employ has any authority to make or give any representation, warranty or guarantee (whether written or oral) in respect of or in relation to the development (or any parts thereof).

**09B
03.09**

4 BEDROOM

Internal area:
134.6 sq.m / 1449 sq.ft
Living area:
7600 mm x 7350mm
Bedroom 1:
4300 mm x 3550 mm
Bedroom 2:
4000 mm x 3200 mm
Bedroom 3:
4000 mm x 3000 mm
Bedroom 4:
4000 mm x 3000 mm
Balcony:
10.2 sq.m / 110 sq.ft

**09B
03.10**

2 BEDROOM

Internal area:
73.5 sq.m / 791 sq.ft
Living area:
7135 mm x 4600 mm
Bedroom 1:
4335 mm x 2850 mm
Bedroom 2:
4335 mm x 2750 mm
Balcony 1:
8.6 sq.m / 93 sq.ft
Balcony 2:
8.0 sq.m / 86 sq.ft



**09B
03.13**

1 BEDROOM

Internal area:
54.5 sq.m / 587 sq.ft
Living area:
5685 mm x 5150 mm
Bedroom 1:
4400 mm x 3550 mm
Balcony:
7.8 sq.m / 84 sq.ft

**09B
03.12**

1 BEDROOM

Internal area:
53.2 sq.m / 573 sq.ft
Living area:
7000 mm x 4350 mm
Bedroom 1:
4900 mm x 3150 mm
Balcony:
6.3 sq.m / 68 sq.ft

**09B
03.11**

2 BEDROOM

Internal area:
70.4 sq.m / 758 sq.ft
Living area:
6050 mm x 5020 mm
Bedroom 1:
4650 mm x 3000 mm
Bedroom 2:
3450 mm x 3000 mm
Balcony:
6.2 sq.m / 67 sq.ft

08	
07	
06	
05	
04	
03	
02	
01	
GF	



ROYAL WHARF
LONDON

COMPASS HOUSE

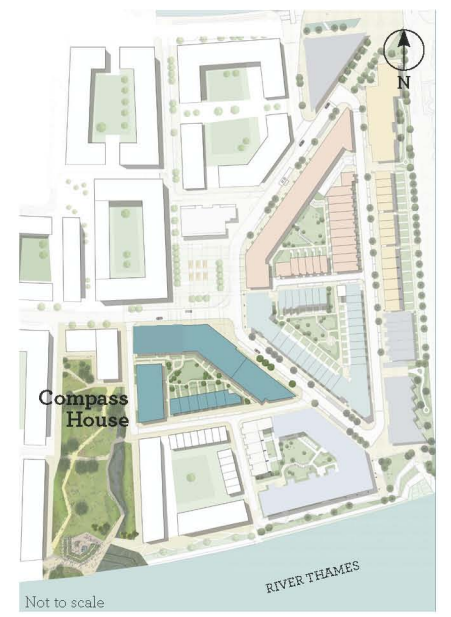
LEVEL

06B

LEGEND

- C: Cupboard
- W: Wardrobe
- FF: Fridge Freezer
- WM: Washer/Dryer
- B: Balcony
- T: Terrace

NOTES



Disclaimer
 This brochure and the information contained in it does not form part of any contract, and while reasonable effort has been made to ensure accuracy, this cannot be guaranteed and no representation or warranty is made in that regard. Apartment designs and layouts are indicative only and may change. The specification of the apartments is the anticipated specification as at the date this brochure was prepared, but may be subject to change in accordance with permitted variances under the apartment sale contracts. Dimensions shown in any text or plan are approximate sizes only and actual sizes may be different once constructed (although it is not anticipated that any apartments will be reduced by more than 5% in size). Computer generated images and photos are indicative only. All sales remain subject to contract. All information regarding prospective commercial or retail tenants represents current intention only, and the final identity of the tenants may change. Furniture shown in Computer Generated Images and photos is not included in sales. Royal Wharf is a marketing name only and will not necessarily form part of the approved postal address. Neither the agents nor any person in their employ has any authority to make or give any representation, warranty or guarantee (whether written or oral) in respect of or in relation to the development (or any parts thereof).

08	
07	
06	
05	
04	
03	
02	
01	
GF	



ROYAL WHARF

LONDON

COMPASS HOUSE

LEVEL

08B

LEGEND

- C: Cupboard
- W: Wardrobe
- FF: Fridge Freezer
- WM: Washer/Dryer
- B: Balcony
- T: Terrace

NOTES



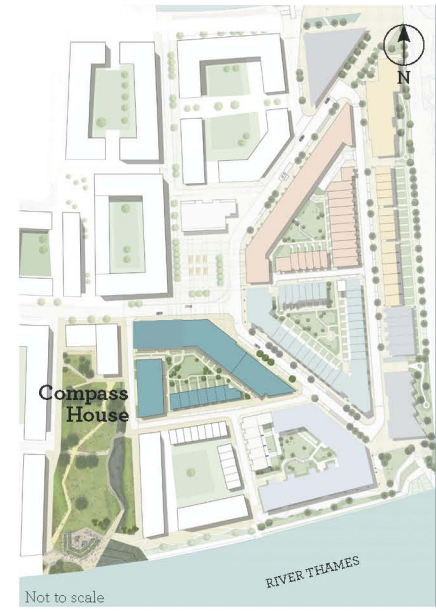
09B 08.09 3 BEDROOM
Internal area: 99.0 sq.m / 1066 sq.ft
Living area: 6235 mm x 5130 mm
Bedroom 1: 4150 mm x 3250 mm
Bedroom 2: 4250 mm x 3250 mm
Bedroom 3: 3705 mm x 3250 mm
Balcony: 9.2 sq.m / 99 sq.ft

09B 08.10 2 BEDROOM
Internal area: 73.5 sq.m / 791 sq.ft
Living area: 7135 mm x 4600 mm
Bedroom 1: 4335 mm x 2850 mm
Bedroom 2: 4335 mm x 2750 mm
Balcony 1: 8.0 sq.m / 86 sq.ft

09B 07.13 2 BEDROOM DUPLEX
Internal area: 100.0 sq.m / 1076 sq.ft
Bedroom 1: 4585 mm x 4350 mm
Bedroom 2: 4350 mm x 3485 mm

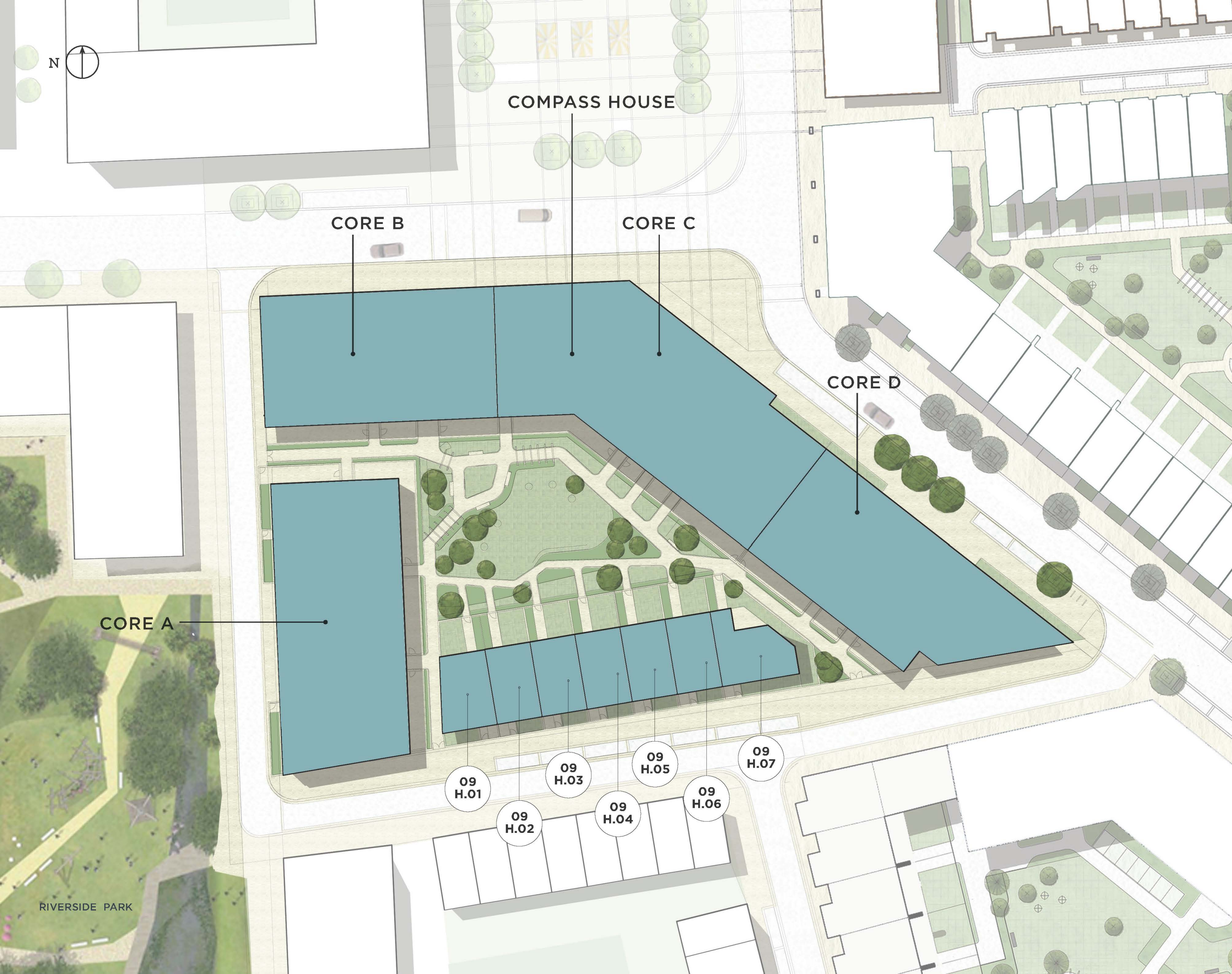
09B 08.12 1 BEDROOM
Internal area: 53.2 sq.m / 573 sq.ft
Living area: 7000 mm x 4350 mm
Bedroom 1: 4900 mm x 3150 mm
Balcony: 6.3 sq.m / 68 sq.ft

09B 08.11 2 BEDROOM
Internal area: 70.4 sq.m / 758 sq.ft
Living area: 6050 mm x 5020 mm
Bedroom 1: 4650 mm x 3000 mm
Bedroom 2: 3450 mm x 3000 mm
Balcony: 6.2 sq.m / 67 sq.ft



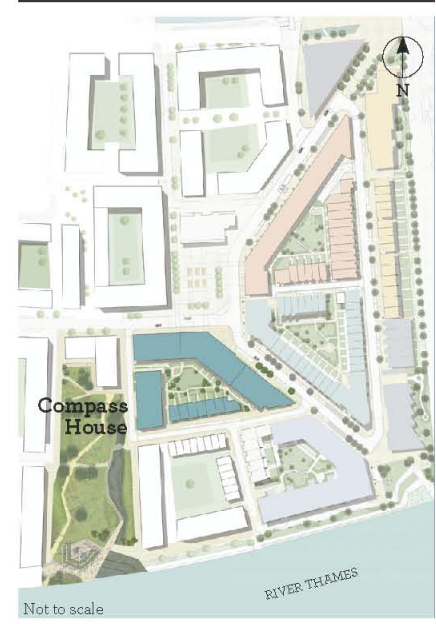
Disclaimer
 This brochure and the information contained in it does not form part of any contract, and while reasonable effort has been made to ensure accuracy, this cannot be guaranteed and no representation or warranty is made in that regard. Apartment designs and layouts are indicative only and may change. The specification of the apartments is the anticipated specification as at the date this brochure was prepared, but may be subject to change in accordance with permitted variances under the apartment sale contracts. Dimensions shown in any text or plan are approximate sizes only and actual sizes may be different once constructed (although it is not anticipated that any apartments will be reduced by more than 5% in size). Computer generated images and photos are indicative only. All sales remain subject to contract. All information regarding prospective commercial or retail tenants represents current intention only, and the final identity of the tenants may change. Furniture shown in Computer Generated Images and photos is not included in sales. Royal Wharf is a marketing name only and will not necessarily form part of the approved postal address. Neither the agents nor any person in their employ has any authority to make or give any representation, warranty or guarantee (whether written or oral) in respect of or in relation to the development (or any parts thereof).
 © 2014 Royal Wharf
www.royalwharf.com

08	
07	
06	
05	
04	
03	
02	
01	
GF	

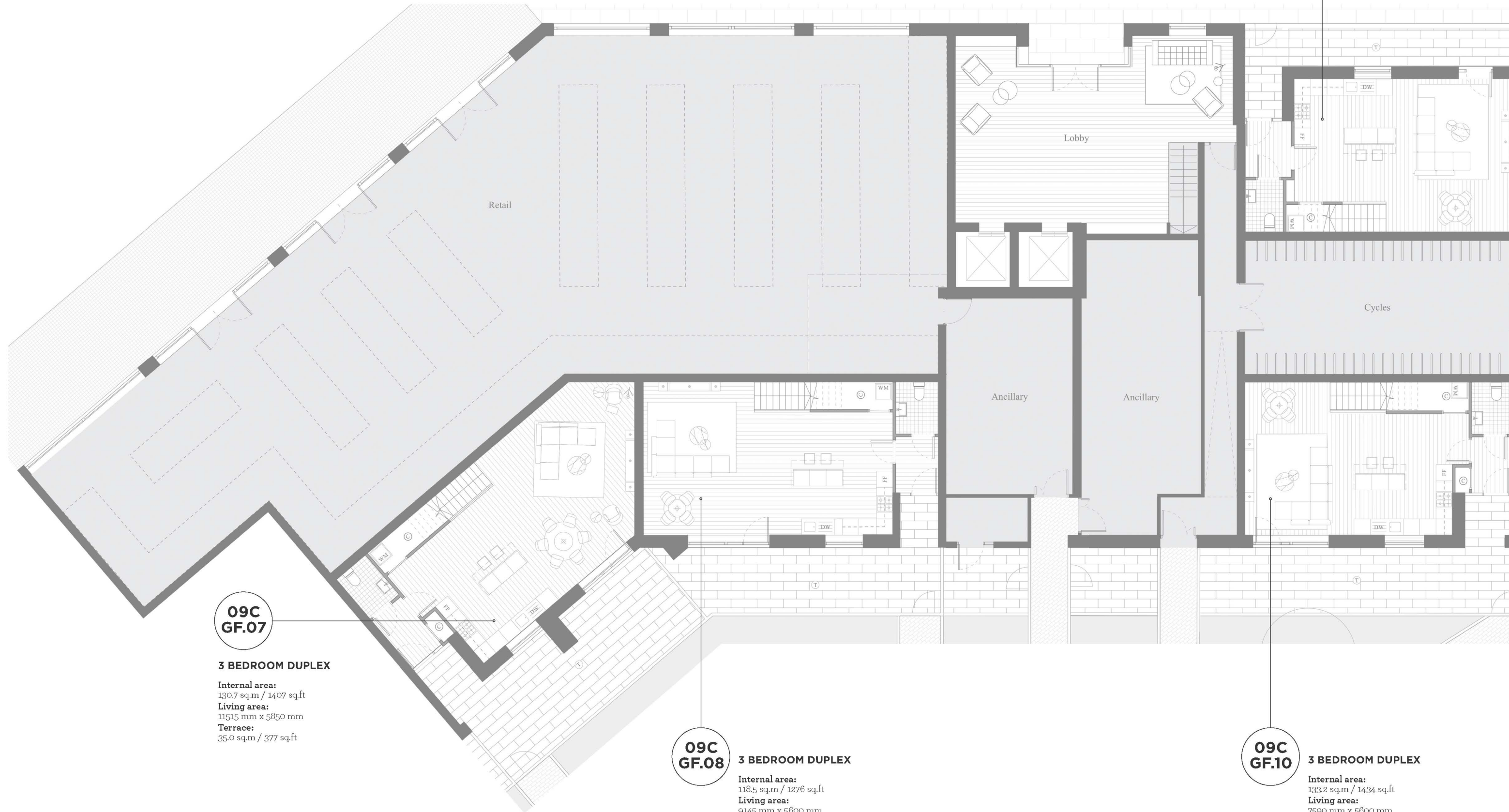
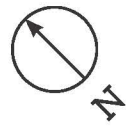


ROYAL WHARF
LONDON

COMPASS HOUSE



Disclaimer
 This brochure and the information contained in it does not form part of any contract, and while reasonable effort has been made to ensure accuracy, this cannot be guaranteed and no representation or warranty is made in that regard. Apartment designs and layouts are indicative only and may change. The specification of the apartments is the anticipated specification as at the date this brochure was prepared, but may be subject to change in accordance with permitted variances under the apartment sale contracts. Dimensions shown in any text or plan are approximate sizes only and actual sizes may be different once constructed (although it is not anticipated that any apartments will be reduced by more than 5% in size). Computer generated images and photo's are indicative only. All sales remain subject to contract. All information regarding prospective commercial or retail tenants represents current intention only, and the final identity of the tenants may change. Furniture shown in Computer Generated Images and photo's is not included in sales. Royal Wharf is a marketing name only and will not necessarily form part of the approved postal address. Neither the agents nor any person in their employ has any authority to make or give any representation, warranty or guarantee (whether written or oral) in respect of or in relation to the development (or any parts thereof).
 © 2014 Royal Wharf
www.royalwharf.com



**09C
GF.09**

3 BEDROOM DUPLEX

Internal area:
136.0 sq.m / 1464 sq.ft
Living area:
8060 mm x 5600 mm
Terrace:
16.0 sq.m / 172 sq.ft

**09C
GF.07**

3 BEDROOM DUPLEX

Internal area:
130.7 sq.m / 1407 sq.ft
Living area:
11515 mm x 5850 mm
Terrace:
35.0 sq.m / 377 sq.ft

**09C
GF.08**

3 BEDROOM DUPLEX

Internal area:
118.5 sq.m / 1276 sq.ft
Living area:
9145 mm x 5600 mm
Terrace:
25.8 sq.m / 278 sq.ft

**09C
GF.10**

3 BEDROOM DUPLEX

Internal area:
133.2 sq.m / 1434 sq.ft
Living area:
7590 mm x 5600 mm
Terrace:
30.7 sq.m / 330 sq.ft



ROYAL WHARF
LONDON

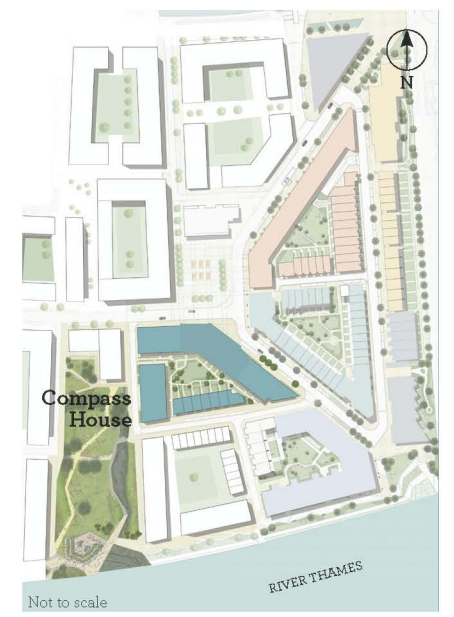
COMPASS HOUSE

LEVEL
GFC

LEGEND

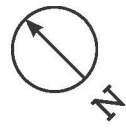
- C: Cupboard
- W: Wardrobe
- FF: Fridge Freezer
- WM: Washer/Dryer
- B: Balcony
- T: Terrace

NOTES



Disclaimer
This brochure and the information contained in it does not form part of any contract, and while reasonable effort has been made to ensure accuracy, this cannot be guaranteed and no representation or warranty is made in that regard. Apartment designs and layouts are indicative only and may change. The specification of the apartments is the anticipated specification as at the date this brochure was prepared, but may be subject to change in accordance with permitted variances under the apartment sale contracts. Dimensions shown in any text or plan are approximate sizes only and actual sizes may be different once constructed (although it is not anticipated that any apartments will be reduced by more than 5% in size). Computer generated images and photos are indicative only. All sales remain subject to contract. All information regarding prospective commercial or retail tenants represents current intention only, and the final identity of the tenants may change. Furniture shown in Computer Generated Images and photos is not included in sales. Royal Wharf is a marketing name only and will not necessarily form part of the approved postal address. Neither the agents nor any person in their employ has any authority to make or give any representation, warranty or guarantee (whether written or oral) in respect of or in relation to the development (or any parts thereof).

08	
07	
06	
05	
04	
03	
02	
01	
GF	



**09C
06.14**

2 BEDROOM

Internal area:
73.5 sq.m / 791 sq.ft
Living area:
7135 mm x 4600 mm
Bedroom 1:
4335 mm x 2850 mm
Bedroom 2:
4335 mm x 2750 mm
Balcony 1:
8.6 sq.m / 93 sq.ft
Balcony 2:
7.6 sq.m / 82 sq.ft

**09C
06.15**

4 BEDROOM

Internal area:
127.7 sq.m / 1375 sq.ft
Living area:
9050 mm x 6155 mm
Bedroom 1:
5400 mm x 2750 mm
Bedroom 2:
4100 mm x 3125 mm
Bedroom 3:
4100 mm x 3000 mm
Bedroom 4:
4100 mm x 3000 mm
Balcony:
21.2 sq.m / 228 sq.ft

**09C
06.16**

1 BEDROOM

Internal area:
61.4 sq.m / 661 sq.ft
Living area:
6280 mm x 5700 mm
Bedroom 1:
3900 mm x 3385 mm
Balcony:
9.4 sq.m / 101 sq.ft

**09C
06.17**

1 BEDROOM

Internal area:
61.4 sq.m / 661 sq.ft
Living area:
6280 mm x 5700 mm
Bedroom 1:
3900 mm x 3385 mm
Balcony:
5.6 sq.m / 60 sq.ft

**09C
06.18**

2 BEDROOM

Internal area:
78.1 sq.m / 841 sq.ft
Living area:
7235 mm x 4600 mm
Bedroom 1:
4635 mm x 2850 mm
Bedroom 2:
5700 mm x 2750 mm
Balcony 1:
7.6 sq.m / 82 sq.ft
Balcony 2:
3.0 sq.m / 32 sq.ft



**09C
06.21**

2 BEDROOM

Internal area:
75.6 sq.m / 814 sq.ft
Living area:
5630 mm x 4890 mm
Bedroom 1:
6250 mm x 3000 mm
Bedroom 2:
3700 mm x 3600 mm
Balcony:
5.0 sq.m / 54 sq.ft

**09C
06.20**

2 BEDROOM

Internal area:
70.4 sq.m / 758 sq.ft
Living area:
6050 mm x 5020 mm
Bedroom 1:
4650 mm x 3000 mm
Bedroom 2:
3450 mm x 3000 mm
Balcony:
6.1 sq.m / 66 sq.ft

**09C
06.19**

2 BEDROOM

Internal area:
73.5 sq.m / 791 sq.ft
Living area:
7000 mm x 5950 mm
Bedroom 1:
4640 mm x 3000 mm
Bedroom 2:
3490 mm x 3000 mm
Balcony:
6.1 sq.m / 66 sq.ft



ROYAL WHARF

LONDON

COMPASS HOUSE

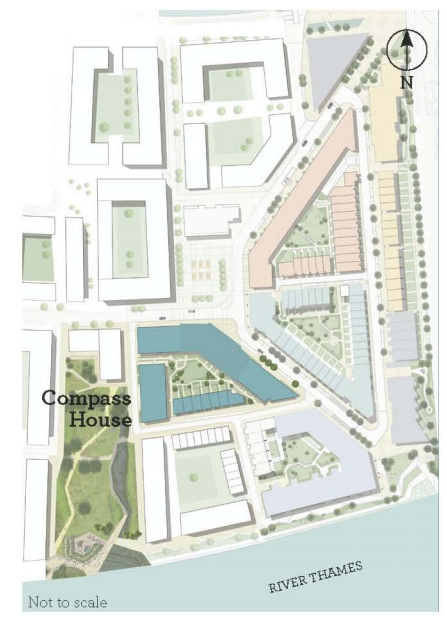
LEVEL

06C

LEGEND

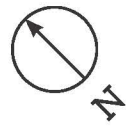
- C: Cupboard
- W: Wardrobe
- FF: Fridge Freezer
- WM: Washer/Dryer
- B: Balcony
- T: Terrace

NOTES



Disclaimer
This brochure and the information contained in it does not form part of any contract, and while reasonable effort has been made to ensure accuracy, this cannot be guaranteed and no representation or warranty is made in that regard. Apartment designs and layouts are indicative only and may change. The specification of the apartments is the anticipated specification as at the date this brochure was prepared, but may be subject to change in accordance with permitted variances under the apartment sale contracts. Dimensions shown in any text or plan are approximate sizes only and actual sizes may be different once constructed (although it is not anticipated that any apartments will be reduced by more than 5% in size). Computer generated images and photos are indicative only. All sales remain subject to contract. All information regarding prospective commercial or retail tenants represents current intention only, and the final identity of the tenants may change. Furniture shown in Computer Generated Images and photos is not included in sales. Royal Wharf is a marketing name only and will not necessarily form part of the approved postal address. Neither the agents nor any person in their employ has any authority to make or give any representation, warranty or guarantee (whether written or oral) in respect of or in relation to the development (or any parts thereof).

08	
07	
06	
05	
04	
03	
02	
01	
GF	



09C 07.14 2 BEDROOM

Internal area:
73.5 sq.m / 791 sq.ft
Living area:
7135 mm x 4600 mm
Bedroom 1:
4335 mm x 2850 mm
Bedroom 2:
4335 mm x 2750 mm
Terrace:
9.5 sq.m / 102 sq.ft
Balcony:
7.6 sq.m / 82 sq.ft

09C 07.15 4 BEDROOM DUPLEX

Internal area:
143.5 sq.m / 1545 sq.ft
Living area:
9350 mm x 5235 mm
Bedroom 1:
3900 mm x 3785 mm
Terrace:
27.8 sq.m / 299 sq.ft

09C 07.16 2 BEDROOM DUPLEX

Internal area:
71.4 sq.m / 769 sq.ft
Living area:
5700 mm x 4635 mm
Terrace:
15.7 sq.m / 169 sq.ft

09C 07.17 2 BEDROOM DUPLEX

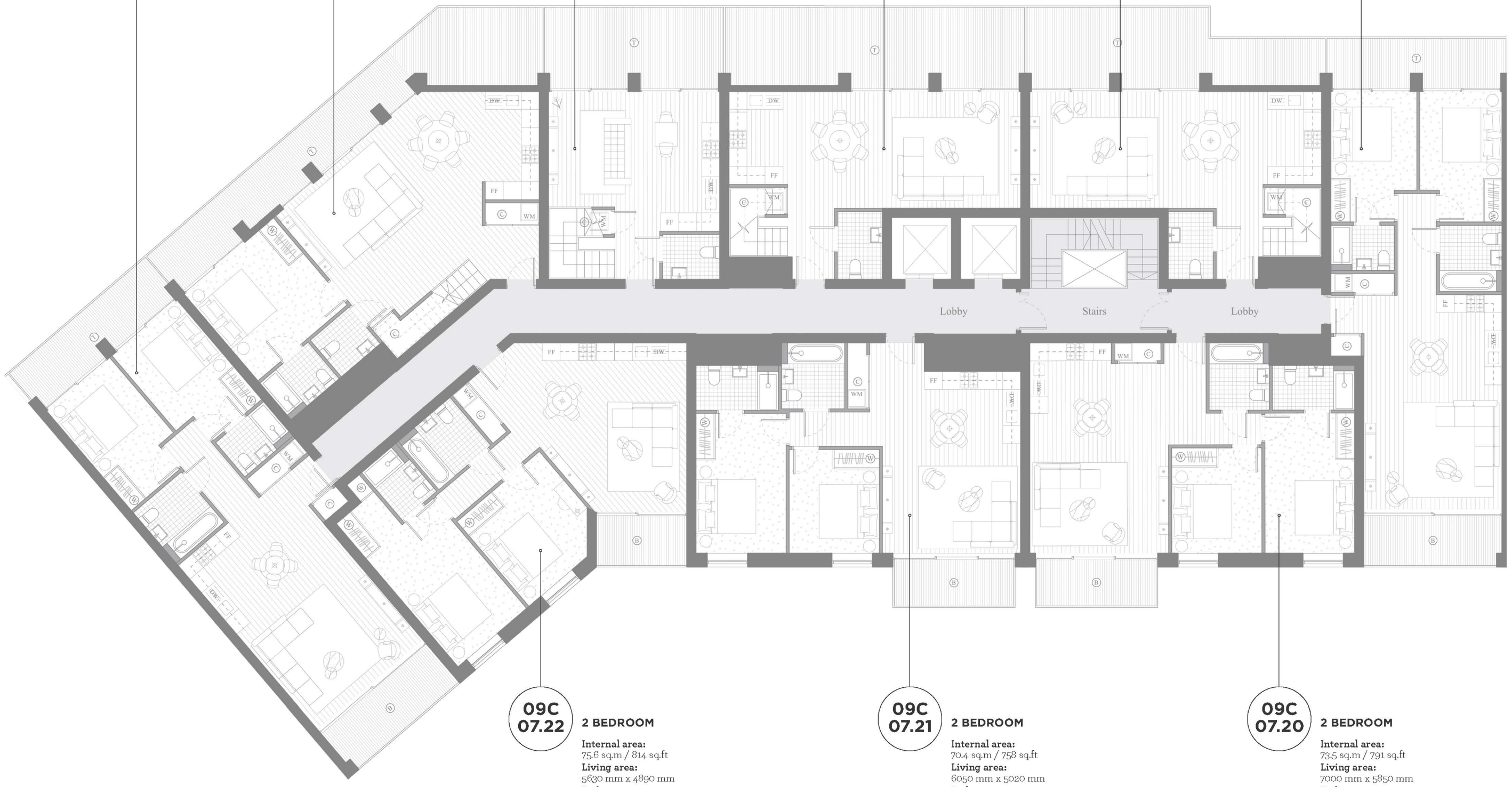
Internal area:
96.2 sq.m / 1035 sq.ft
Living area:
9700 mm x 3885 mm
Terrace:
25.9 sq.m / 279 sq.ft

09C 07.18 2 BEDROOM DUPLEX

Internal area:
96.2 sq.m / 1035 sq.ft
Living area:
9700 mm x 3885 mm
Terrace:
21.9 sq.m / 236 sq.ft

09C 07.19 2 BEDROOM

Internal area:
73.5 sq.m / 791 sq.ft
Living area:
7000 mm x 4520 mm
Bedroom 1:
4640 mm x 3000 mm
Bedroom 2:
3490 mm x 3000 mm
Terrace:
9.5 sq.m / 102 sq.ft
Balcony:
7.6 sq.m / 82 sq.ft



09C 07.22 2 BEDROOM

Internal area:
75.6 sq.m / 814 sq.ft
Living area:
5630 mm x 4890 mm
Bedroom 1:
6250 mm x 3000 mm
Bedroom 2:
3700 mm x 3600 mm
Balcony:
5.0 sq.m / 54 sq.ft

09C 07.21 2 BEDROOM

Internal area:
70.4 sq.m / 758 sq.ft
Living area:
6050 mm x 5020 mm
Bedroom 1:
4650 mm x 3000 mm
Bedroom 2:
3450 mm x 3000 mm
Balcony:
6.1 sq.m / 66 sq.ft

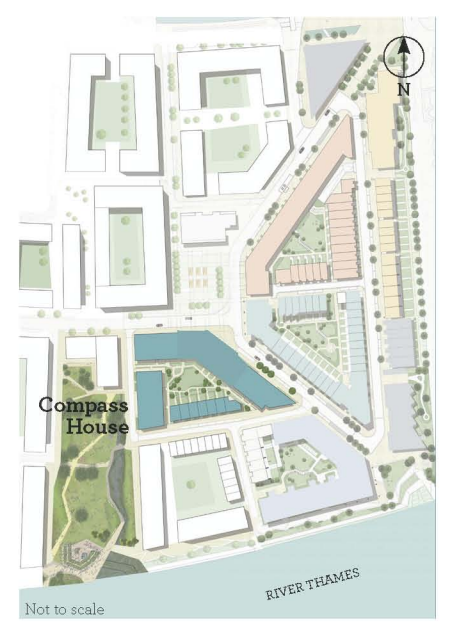
09C 07.20 2 BEDROOM

Internal area:
73.5 sq.m / 791 sq.ft
Living area:
7000 mm x 5350 mm
Bedroom 1:
4640 mm x 3000 mm
Bedroom 2:
3490 mm x 3000 mm
Balcony:
6.1 sq.m / 66 sq.ft

LEGEND

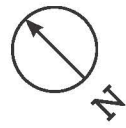
- C: Cupboard
- W: Wardrobe
- FF: Fridge Freezer
- WM: Washer/Dryer
- B: Balcony
- T: Terrace

NOTES



Disclaimer
This brochure and the information contained in it does not form part of any contract, and while reasonable effort has been made to ensure accuracy, this cannot be guaranteed and no representation or warranty is made in that regard. Apartment designs and layouts are indicative only and may change. The specification of the apartments is the anticipated specification as at the date this brochure was prepared, but may be subject to change in accordance with permitted variances under the apartment sale contracts. Dimensions shown in any text or plan are approximate sizes only and actual sizes may be different once constructed (although it is not anticipated that any apartments will be reduced by more than 5% in size). Computer generated images and photos are indicative only. All sales remain subject to contract. All information regarding prospective commercial or retail tenants represents current intention only, and the final identity of the tenants may change. Furniture shown in Computer Generated Images and photos is not included in sales. Royal Wharf is a marketing name only and will not necessarily form part of the approved postal address. Neither the agents nor any person in their employ has any authority to make or give any representation, warranty or guarantee (whether written or oral) in respect of or in relation to the development (or any parts thereof).
© 2014 Royal Wharf
www.royalwharf.com

08	
07	
06	
05	
04	
03	
02	
01	
GF	



**09C
08.14**

2 BEDROOM
Internal area:
73.5 sq.m / 791 sq.ft
Living area:
7135 mm x 4600 mm
Bedroom 1:
4335 mm x 2850 mm
Bedroom 2:
4335 mm x 2750 mm
Terrace:
9.5 sq.m / 102 sq.ft
Balcony:
7.6 sq.m / 82 sq.ft

**09C
07.15**

3 BEDROOM DUPLEX
Internal area:
143.5 sq.m / 1545 sq.ft
Bedroom 1:
5340 mm x 4110 mm
Bedroom 3:
4150 mm x 3385 mm
Bedroom 4:
4150 mm x 3385 mm

**09C
07.16**

2 BEDROOM DUPLEX
Internal area:
71.4 sq.m / 769 sq.ft
Bedroom 1:
4135 mm x 2850 mm
Bedroom 2:
3735 mm x 2750 mm

**09C
07.17**

2 BEDROOM DUPLEX
Internal area:
96.2 sq.m / 1035 sq.ft
Bedroom 1:
3885 mm x 3100 mm
Bedroom 2:
4300 mm x 3085 mm

**09C
07.18**

2 BEDROOM DUPLEX
Internal area:
96.2 sq.m / 1035 sq.ft
Bedroom 1:
3885 mm x 3100 mm
Bedroom 2:
4300 mm x 3085 mm

**09C
08.19**

2 BEDROOM
Internal area:
73.5 sq.m / 791 sq.ft
Living area:
7000 mm x 4520 mm
Bedroom 1:
4640 mm x 3000 mm
Bedroom 2:
3490 mm x 3000 mm
Terrace:
9.5 sq.m / 102 sq.ft
Balcony:
7.6 sq.m / 82 sq.ft



**09C
08.22**

2 BEDROOM
Internal area:
75.6 sq.m / 814 sq.ft
Living area:
5630 mm x 4890 mm
Bedroom 1:
6250 mm x 3000 mm
Bedroom 2:
3700 mm x 3600 mm
Balcony:
5.0 sq.m / 54 sq.ft

**09C
08.21**

2 BEDROOM
Internal area:
70.4 sq.m / 758 sq.ft
Living area:
6050 mm x 5020 mm
Bedroom 1:
4650 mm x 3000 mm
Bedroom 2:
3450 mm x 3000 mm
Balcony:
6.1 sq.m / 66 sq.ft

**09C
08.20**

2 BEDROOM
Internal area:
73.5 sq.m / 791 sq.ft
Living area:
7000 mm x 5850 mm
Bedroom 1:
4640 mm x 3000 mm
Bedroom 2:
3490 mm x 3000 mm
Balcony:
6.1 sq.m / 66 sq.ft



ROYAL WHARF LONDON

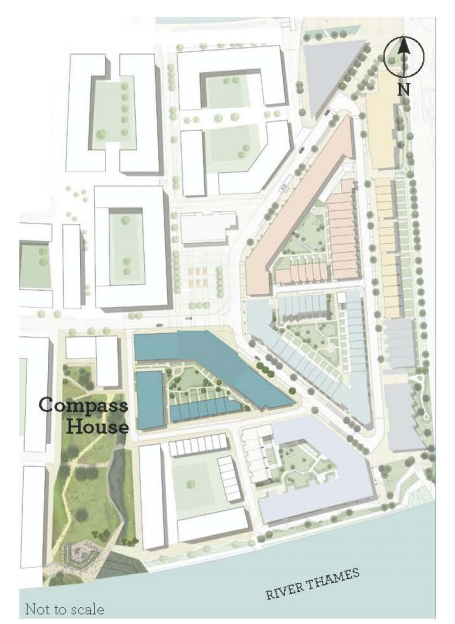
COMPASS HOUSE

LEVEL 08C

LEGEND

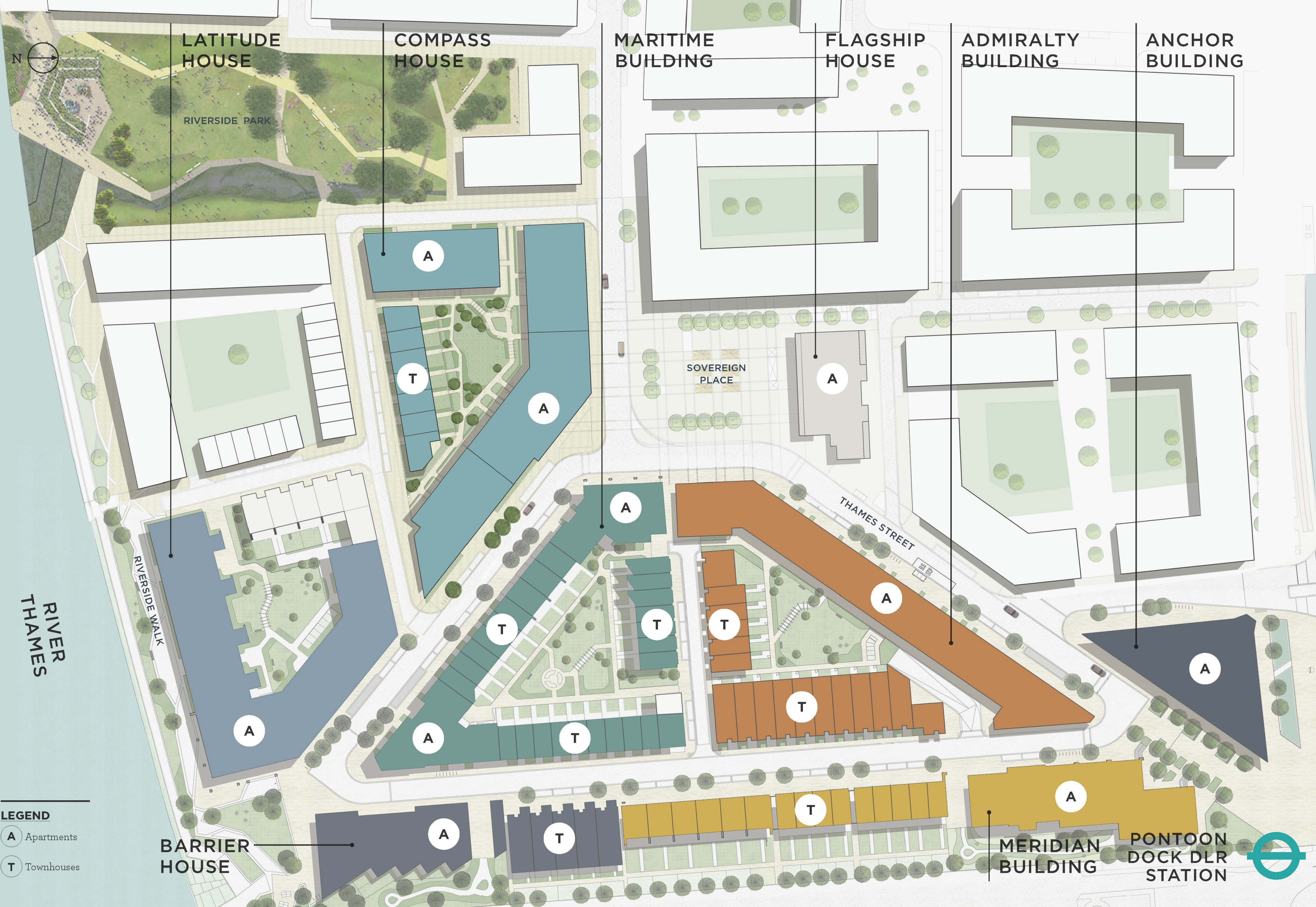
- C: Cupboard
- W: Wardrobe
- FF: Fridge Freezer
- WM: Washer/Dryer
- B: Balcony
- T: Terrace

NOTES



Disclaimer
This brochure and the information contained in it does not form part of any contract, and while reasonable effort has been made to ensure accuracy, this cannot be guaranteed and no representation or warranty is made in that regard. Apartment designs and layouts are indicative only and may change. The specification of the apartments is the anticipated specification as at the date this brochure was prepared, but may be subject to change in accordance with permitted variances under the apartment sale contracts. Dimensions shown in any text or plan are approximate sizes only and actual sizes may be different once constructed (although it is not anticipated that any apartments will be reduced by more than 5% in size). Computer generated images and photos are indicative only. All sales remain subject to contract. All information regarding prospective commercial or retail tenants represents current intention only, and the final identity of the tenants may change. Furniture shown in Computer Generated Images and photos is not included in sales. Royal Wharf is a marketing name only and will not necessarily form part of the approved postal address. Neither the agents nor any person in their employ has any authority to make or give any representation, warranty or guarantee (whether written or oral) in respect of or in relation to the development (or any parts thereof).

08	
07	
06	
05	
04	
03	
02	
01	
GF	



LATITUDE HOUSE

COMPASS HOUSE

MARITIME BUILDING

FLAGSHIP HOUSE

ADMIRALTY BUILDING

ANCHOR BUILDING

RIVERSIDE PARK

SOVEREIGN PLACE

THAMES STREET

RIVERSIDE WALK

RIVER THAMES

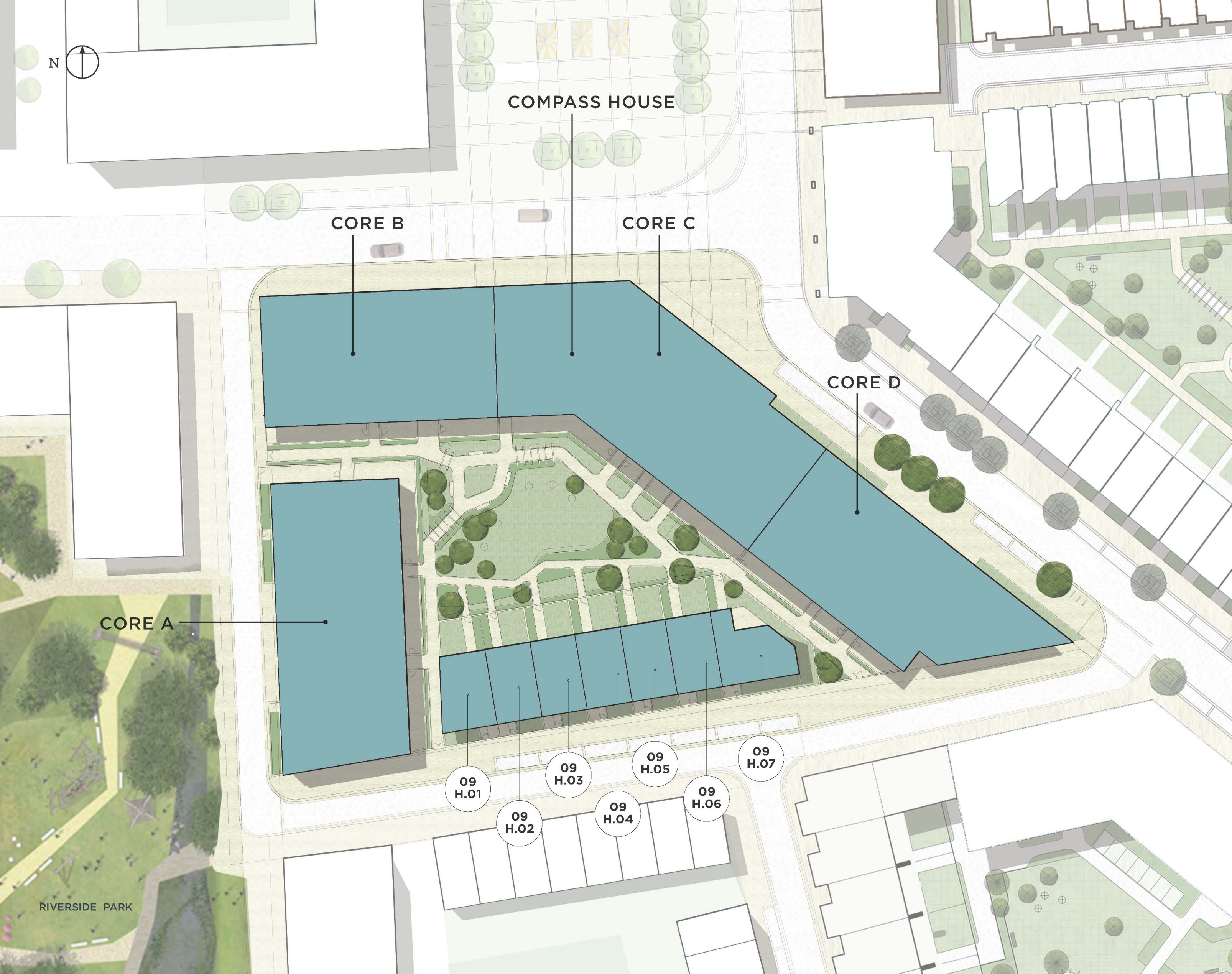
- LEGEND**
- A Apartments
 - T Townhouses

BARRIER HOUSE

MERIDIAN BUILDING

PONTOON DOCK DLR STATION





COMPASS HOUSE

CORE B

CORE C

CORE D

CORE A

09 H.01

09 H.03

09 H.05

09 H.07

09 H.02

09 H.04

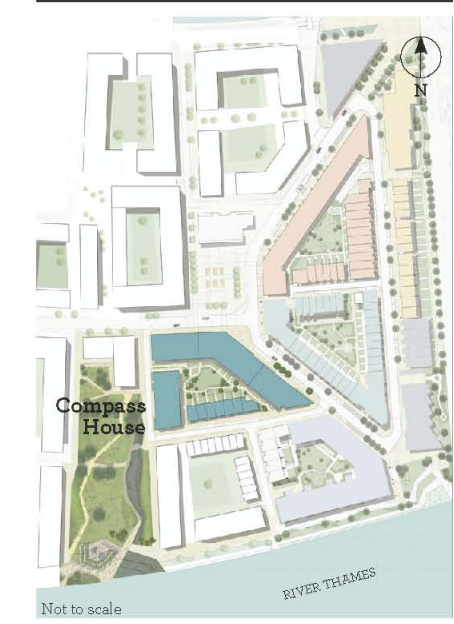
09 H.06

RIVERSIDE PARK

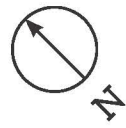


ROYAL WHARF
LONDON

COMPASS HOUSE



Disclaimer
This brochure and the information contained in it does not form part of any contract, and while reasonable effort has been made to ensure accuracy, this cannot be guaranteed and no representation or warranty is made in that regard. Apartment designs and layouts are indicative only and may change. The specification of the apartments is the anticipated specification as at the date this brochure was prepared, but may be subject to change in accordance with permitted variances under the apartment sale contracts. Dimensions shown in any text or plan are approximate sizes only and actual sizes may be different once constructed (although it is not anticipated that any apartments will be reduced by more than 5% in size). Computer generated images and photo's are indicative only. All sales remain subject to contract. All information regarding prospective commercial or retail tenants represents current intention only, and the final identity of the tenants may change. Furniture shown in Computer Generated Images and photo's is not included in sales. Royal Wharf is a marketing name only and will not necessarily form part of the approved postal address. Neither the agents nor any person in their employ has any authority to make or give any representation, warranty or guarantee (whether written or oral) in respect of or in relation to the development (or any parts thereof).
© 2014 Royal Wharf
www.royalwharf.com



ROYAL WHARF

LONDON

COMPASS HOUSE

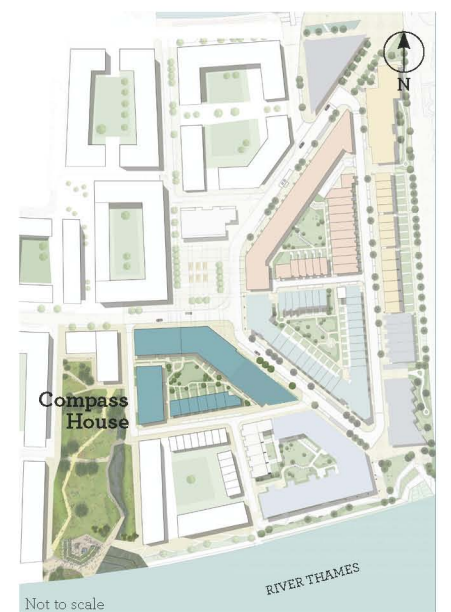
LEVEL

GFD

LEGEND

- C: Cupboard
- W: Wardrobe
- FF: Fridge Freezer
- WM: Washer/Dryer
- B: Balcony
- T: Terrace

NOTES



Disclaimer
 This brochure and the information contained in it does not form part of any contract, and while reasonable effort has been made to ensure accuracy, this cannot be guaranteed and no representation or warranty is made in that regard. Apartment designs and layouts are indicative only and may change. The specification of the apartments is the anticipated specification as at the date this brochure was prepared, but may be subject to change in accordance with permitted variances under the apartment sale contracts. Dimensions shown in any text or plan are approximate sizes only and actual sizes may be different on construction (although it is not anticipated that any apartments will be reduced by more than 5% in size). Computer generated images and photos are indicative only. All sales remain subject to contract. All information regarding prospective commercial or retail tenants represents current intention only, and the final identity of the tenants may change. Furniture shown in Computer Generated Images and photos is not included in sales. Royal Wharf is a marketing name only and will not necessarily form part of the approved postal address. Neither the agents nor any person in their employ has any authority to make or give any representation warranty or guarantee (whether written or oral) in respect of or in relation to the development (or any parts thereof).
 © 2014 Royal Wharf
www.royalwharf.com

**09D
GF.11**

3 BEDROOM DUPLEX

Internal area:
123.4 sq.m / 1328 sq.ft
Living area:
8060 mm x 5600 mm
Terrace:
16.0 sq.m / 172 sq.ft

**09D
GF.12**

4 BEDROOM DUPLEX

Internal area:
147.3 sq.m / 1586 sq.ft
Living area:
12260 mm x 5600 mm
Terrace:
28.6 sq.m / 308 sq.ft

**09D
GF.15**

4 BEDROOM DUPLEX

Internal area:
136.9 sq.m / 1474 sq.ft
Living area:
8360 mm x 7100 mm
Terrace:
30.4 sq.m / 327 sq.ft

**09D
GF.14**

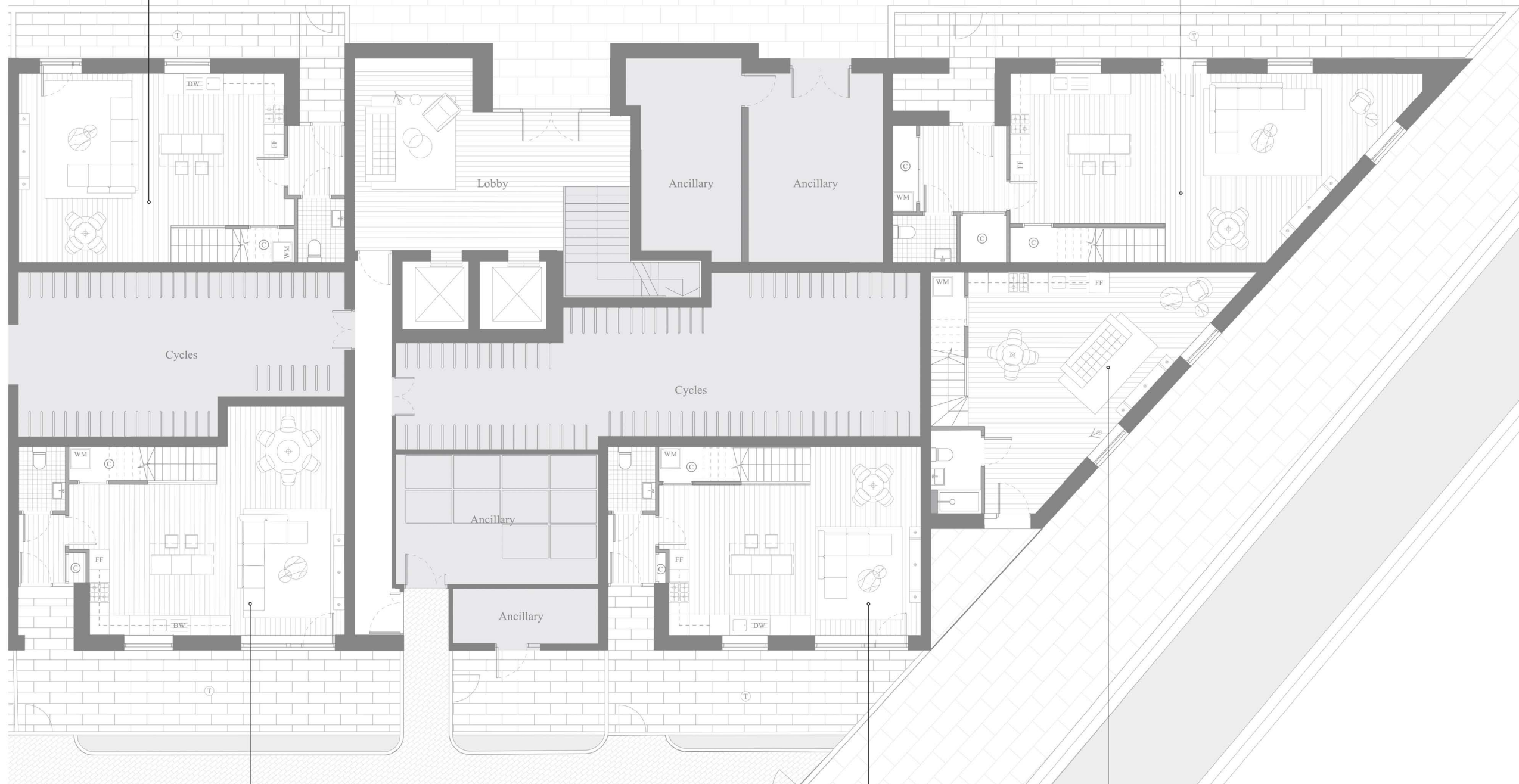
4 BEDROOM DUPLEX

Internal area:
126.2 sq.m / 1358 sq.ft
Living area:
7785 mm x 5600 mm
Terrace:
22.5 sq.m / 242 sq.ft

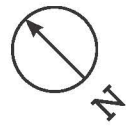
**09D
GF.13**

2 BEDROOM DUPLEX

Internal area:
96.1 sq.m / 1034 sq.ft
Living area:
8590 mm x 7175 mm
Terrace:
6.0 sq.m / 65 sq.ft



08	
07	
06	
05	
04	
03	
02	
01	
GF	



ROYAL WHARF
LONDON

COMPASS HOUSE

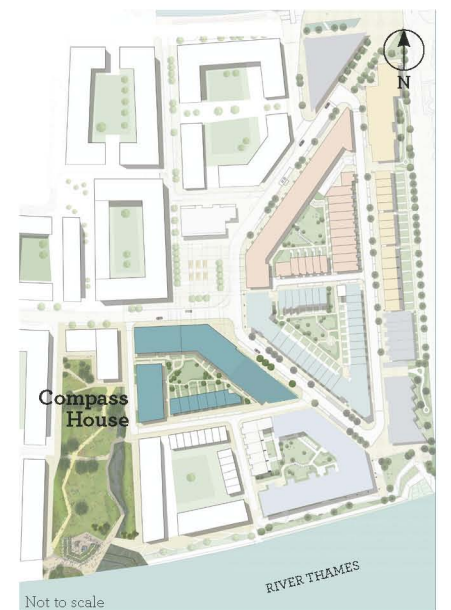
LEVEL

02D

LEGEND

- C: Cupboard
- W: Wardrobe
- FF: Fridge Freezer
- WM: Washer/Dryer
- B: Balcony
- T: Terrace

NOTES



Disclaimer
This brochure and the information contained in it does not form part of any contract, and while reasonable effort has been made to ensure accuracy, this cannot be guaranteed and no representation or warranty is made in that regard. Apartment designs and layouts are indicative only and may change. The specification of the apartments is the anticipated specification as at the date this brochure was prepared, but may be subject to change in accordance with permitted variances under the apartment sale contracts. Dimensions shown in any text or plan are approximate sizes only and actual sizes may be different once constructed (although it is not anticipated that any apartments will be reduced by more than 5% in size). Computer generated images and photos are indicative only. All sales remain subject to contract. All information regarding prospective commercial or retail tenants represents current intention only, and the final identity of the tenants may change. Furniture shown in Computer Generated Images and photos is not included in sales. Royal Wharf is a marketing name only and will not necessarily form part of the approved postal address. Neither the agents nor any person in their employ has any authority to make or give any representation warranty or guarantee (whether written or oral) in respect of or in relation to the development (or any parts thereof).
© 2014 Royal Wharf
www.royalwharf.com



09D 02.22

2 BEDROOM

Internal area: 78.1 sq.m / 841 sq.ft
Living area: 7235 mm x 4600 mm
Bedroom 1: 4635 mm x 2850 mm
Bedroom 2: 5700 mm x 2750 mm
Balcony 1: 7.6 sq.m / 82 sq.ft
Balcony 2: 3.0 sq.m / 32 sq.ft

09D 02.23

1 BEDROOM

Internal area: 55.6 sq.m / 598 sq.ft
Living area: 5700 mm x 5250 mm
Bedroom 1: 3900 mm x 3385 mm
Balcony: 5.6 sq.m / 60 sq.ft

09D 02.24

1 BEDROOM

Internal area: 55.6 sq.m / 598 sq.ft
Living area: 5700 mm x 5250 mm
Bedroom 1: 3900 mm x 3385 mm
Balcony: 5.6 sq.m / 60 sq.ft

09D 02.25

3 BEDROOM

Internal area: 117.0 sq.m / 1259 sq.ft
Living area: 9400 mm x 4275 mm
Bedroom 1: 5000 mm x 3150 mm
Bedroom 2: 6420 mm x 3580 mm
Bedroom 3: 3800 mm x 3000 mm
Balcony: 15.5 sq.m / 167 sq.ft

09D 02.27

2 BEDROOM

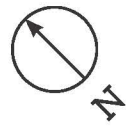
Internal area: 70.4 sq.m / 758 sq.ft
Living area: 6050 mm x 5020 mm
Bedroom 1: 4650 mm x 3000 mm
Bedroom 2: 3450 mm x 3000 mm
Balcony: 6.1 sq.m / 66 sq.ft

09D 02.26

2 BEDROOM

Internal area: 73.5 sq.m / 791 sq.ft
Living area: 7000 mm x 5850 mm
Bedroom 1: 4635 mm x 3000 mm
Bedroom 2: 3485 mm x 3000 mm
Balcony: 6.1 sq.m / 66 sq.ft

08	
07	
06	
05	
04	
03	
02	
01	
GF	



ROYAL WHARF
LONDON

COMPASS HOUSE

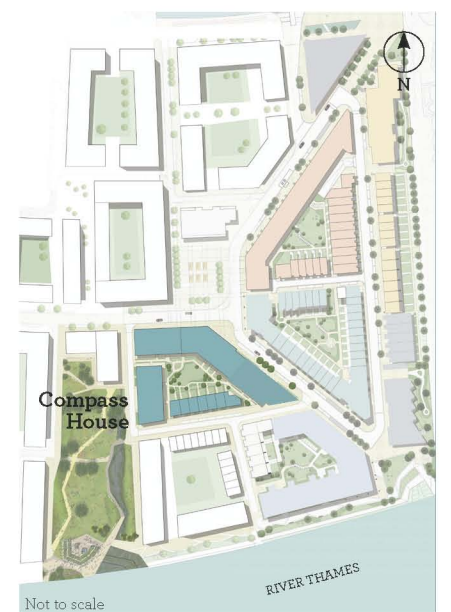
LEVEL

05D

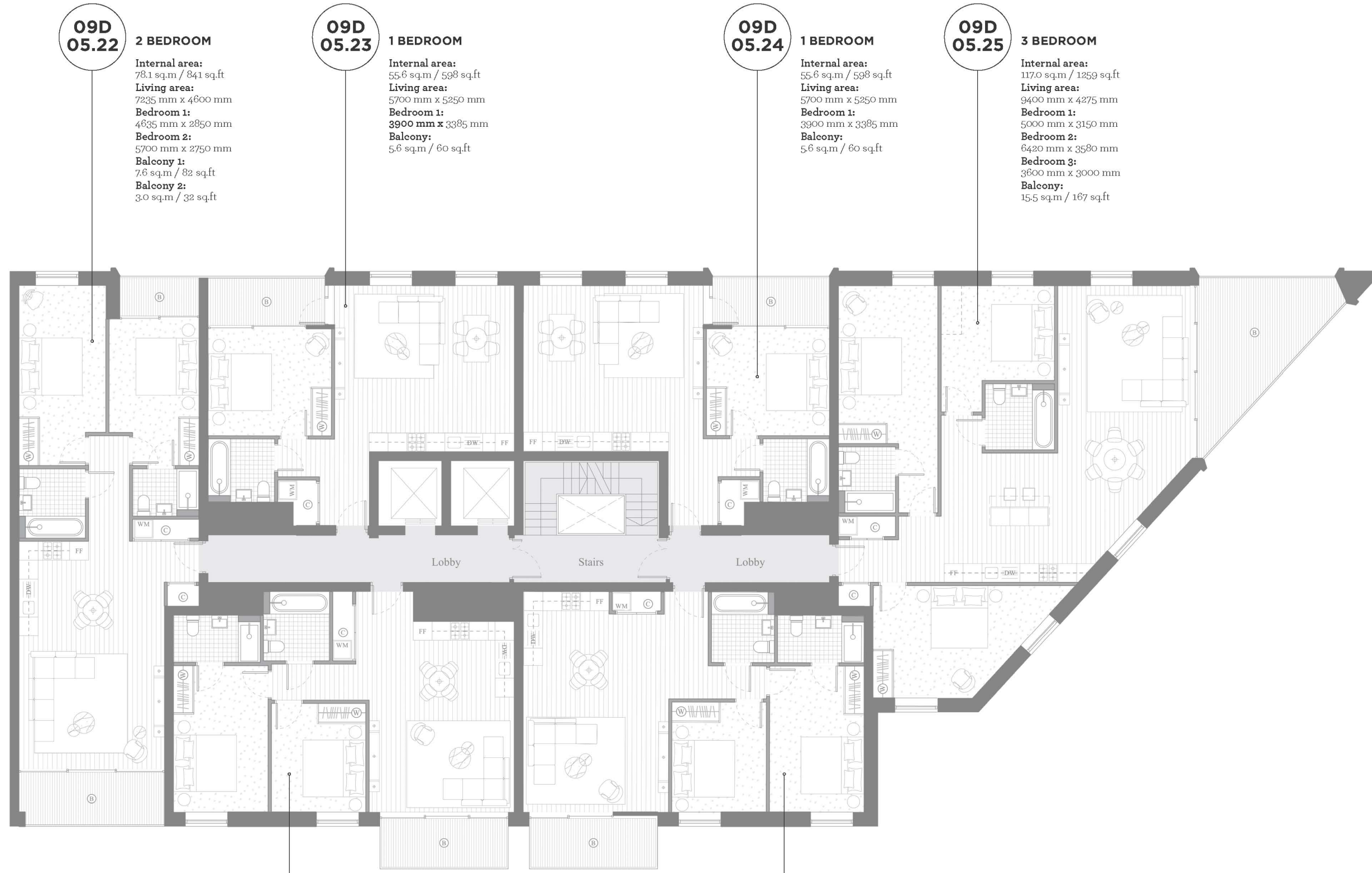
LEGEND

- C: Cupboard
- W: Wardrobe
- FF: Fridge Freezer
- WM: Washer/Dryer
- B: Balcony
- T: Terrace

NOTES



Disclaimer
This brochure and the information contained in it does not form part of any contract, and while reasonable effort has been made to ensure accuracy, this cannot be guaranteed and no representation or warranty is made in that regard. Apartment designs and layouts are indicative only and may change. The specification of the apartments is the anticipated specification as at the date this brochure was prepared, but may be subject to change in accordance with permitted variances under the apartment sale contracts. Dimensions shown in any text or plan are approximate sizes only and actual sizes may be different once constructed (although it is not anticipated that any apartments will be reduced by more than 5% in size). Computer generated images and photos are indicative only. All sales remain subject to contract. All information regarding prospective commercial or retail tenants represents current intention only, and the final identity of the tenants may change. Furniture shown in Computer Generated Images and photos is not included in sales. Royal Wharf is a marketing name only and will not necessarily form part of the approved postal address. Neither the agents nor any person in their employ has any authority to make or give any representation warranty or guarantee (whether written or oral) in respect of or in relation to the development (or any parts thereof).
© 2014 Royal Wharf
www.royalwharf.com



09D 05.22

2 BEDROOM
Internal area: 78.1 sq.m / 841 sq.ft
Living area: 7235 mm x 4600 mm
Bedroom 1: 4635 mm x 2850 mm
Bedroom 2: 5700 mm x 2750 mm
Balcony 1: 7.6 sq.m / 82 sq.ft
Balcony 2: 3.0 sq.m / 32 sq.ft

09D 05.23

1 BEDROOM
Internal area: 55.6 sq.m / 598 sq.ft
Living area: 5700 mm x 5250 mm
Bedroom 1: 3900 mm x 3385 mm
Balcony: 5.6 sq.m / 60 sq.ft

09D 05.24

1 BEDROOM
Internal area: 55.6 sq.m / 598 sq.ft
Living area: 5700 mm x 5250 mm
Bedroom 1: 3900 mm x 3385 mm
Balcony: 5.6 sq.m / 60 sq.ft

09D 05.25

3 BEDROOM
Internal area: 117.0 sq.m / 1259 sq.ft
Living area: 9400 mm x 4275 mm
Bedroom 1: 5000 mm x 3150 mm
Bedroom 2: 6420 mm x 3580 mm
Bedroom 3: 3600 mm x 3000 mm
Balcony: 15.5 sq.m / 167 sq.ft

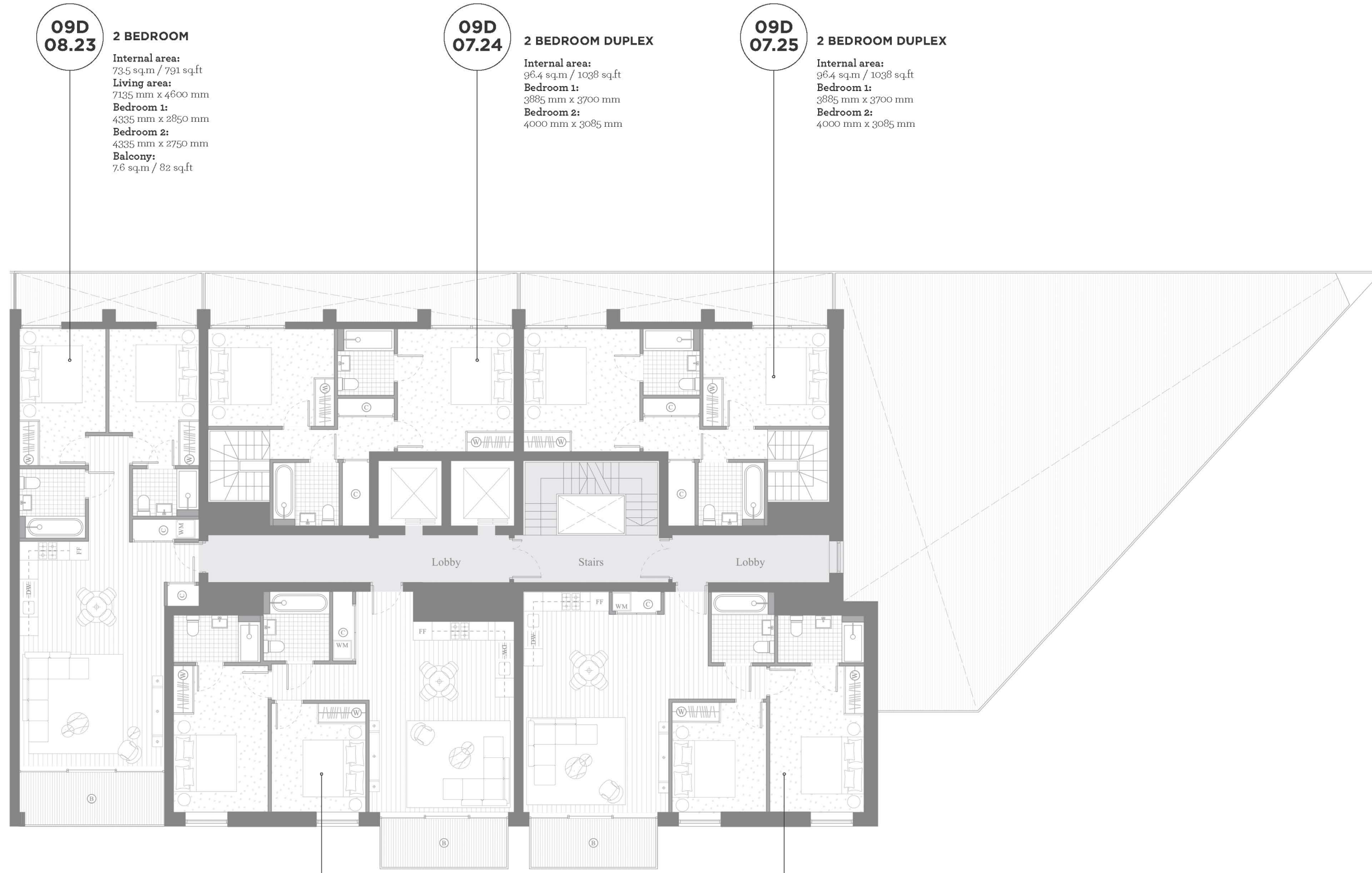
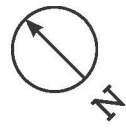
09D 05.27

2 BEDROOM
Internal area: 70.4 sq.m / 758 sq.ft
Living area: 6050 mm x 5020 mm
Bedroom 1: 4650 mm x 3000 mm
Bedroom 2: 3450 mm x 3000 mm
Balcony: 6.1 sq.m / 66 sq.ft

09D 05.26

2 BEDROOM
Internal area: 73.5 sq.m / 791 sq.ft
Living area: 7000 mm x 5850 mm
Bedroom 1: 4635 mm x 3000 mm
Bedroom 2: 3485 mm x 3000 mm
Balcony: 6.1 sq.m / 66 sq.ft

08	
07	
06	
05	
04	
03	
02	
01	
GF	



**09D
08.23**

2 BEDROOM
Internal area:
 73.5 sq.m / 791 sq.ft
Living area:
 7135 mm x 4600 mm
Bedroom 1:
 4335 mm x 2850 mm
Bedroom 2:
 4335 mm x 2750 mm
Balcony:
 7.6 sq.m / 82 sq.ft

**09D
07.24**

2 BEDROOM DUPLEX
Internal area:
 96.4 sq.m / 1038 sq.ft
Bedroom 1:
 3885 mm x 3700 mm
Bedroom 2:
 4000 mm x 3085 mm

**09D
07.25**

2 BEDROOM DUPLEX
Internal area:
 96.4 sq.m / 1038 sq.ft
Bedroom 1:
 3885 mm x 3700 mm
Bedroom 2:
 4000 mm x 3085 mm

**09D
08.27**

2 BEDROOM
Internal area:
 70.4 sq.m / 758 sq.ft
Living area:
 6050 mm x 5020 mm
Bedroom 1:
 4650 mm x 3000 mm
Bedroom 2:
 3450 mm x 3000 mm
Balcony:
 6.1 sq.m / 66 sq.ft

**09D
08.26**

2 BEDROOM
Internal area:
 73.5 sq.m / 791 sq.ft
Living area:
 7000 mm x 5850 mm
Bedroom 1:
 4835 mm x 3000 mm
Bedroom 2:
 3485 mm x 3000 mm
Balcony:
 6.1 sq.m / 66 sq.ft



ROYAL WHARF
LONDON

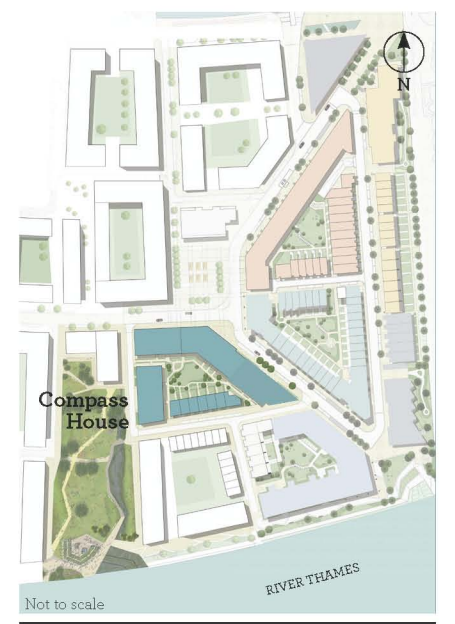
COMPASS HOUSE

LEVEL
08D

LEGEND

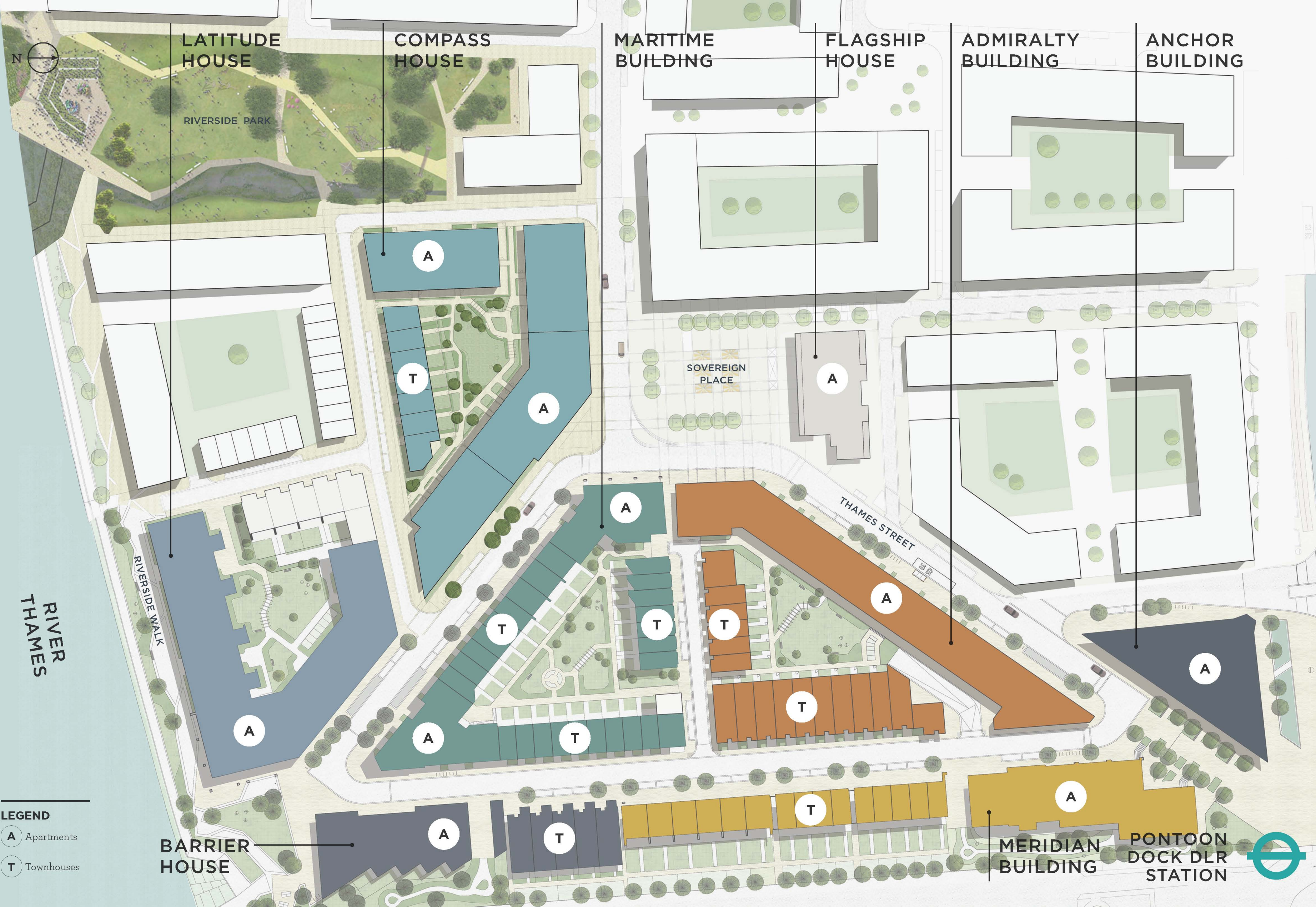
- C: Cupboard
- W: Wardrobe
- FF: Fridge Freezer
- WM: Washer/Dryer
- B: Balcony
- T: Terrace

NOTES



Disclaimer
 This brochure and the information contained in it does not form part of any contract, and while reasonable effort has been made to ensure accuracy, this cannot be guaranteed and no representation or warranty is made in that regard. Apartment designs and layouts are indicative only and may change. The specification of the apartments is the anticipated specification as at the date this brochure was prepared, but may be subject to change in accordance with permitted variances under the apartment sale contracts. Dimensions shown in any text or plan are approximate sizes only and actual sizes may be different once constructed (although it is not anticipated that any apartments will be reduced by more than 5% in size). Computer generated images and photos are indicative only. All sales remain subject to contract. All information regarding prospective commercial or retail tenants represents current intention only, and the final identity of the tenants may change. Furniture shown in Computer Generated Images and photos is not included in sales. Royal Wharf is a marketing name only and will not necessarily form part of the approved postal address. Neither the agents nor any person in their employ has any authority to make or give any representation warranty or guarantee (whether written or oral) in respect of or in relation to the development (or any parts thereof).
 © 2014, Royal Wharf
www.royalwharf.com

08	
07	
06	
05	
04	
03	
02	
01	
GF	



LATITUDE HOUSE

COMPASS HOUSE

MARITIME BUILDING

FLAGSHIP HOUSE

ADMIRALTY BUILDING

ANCHOR BUILDING

RIVERSIDE PARK

SOVEREIGN PLACE

THAMES STREET

RIVERSIDE WALK

RIVER THAMES

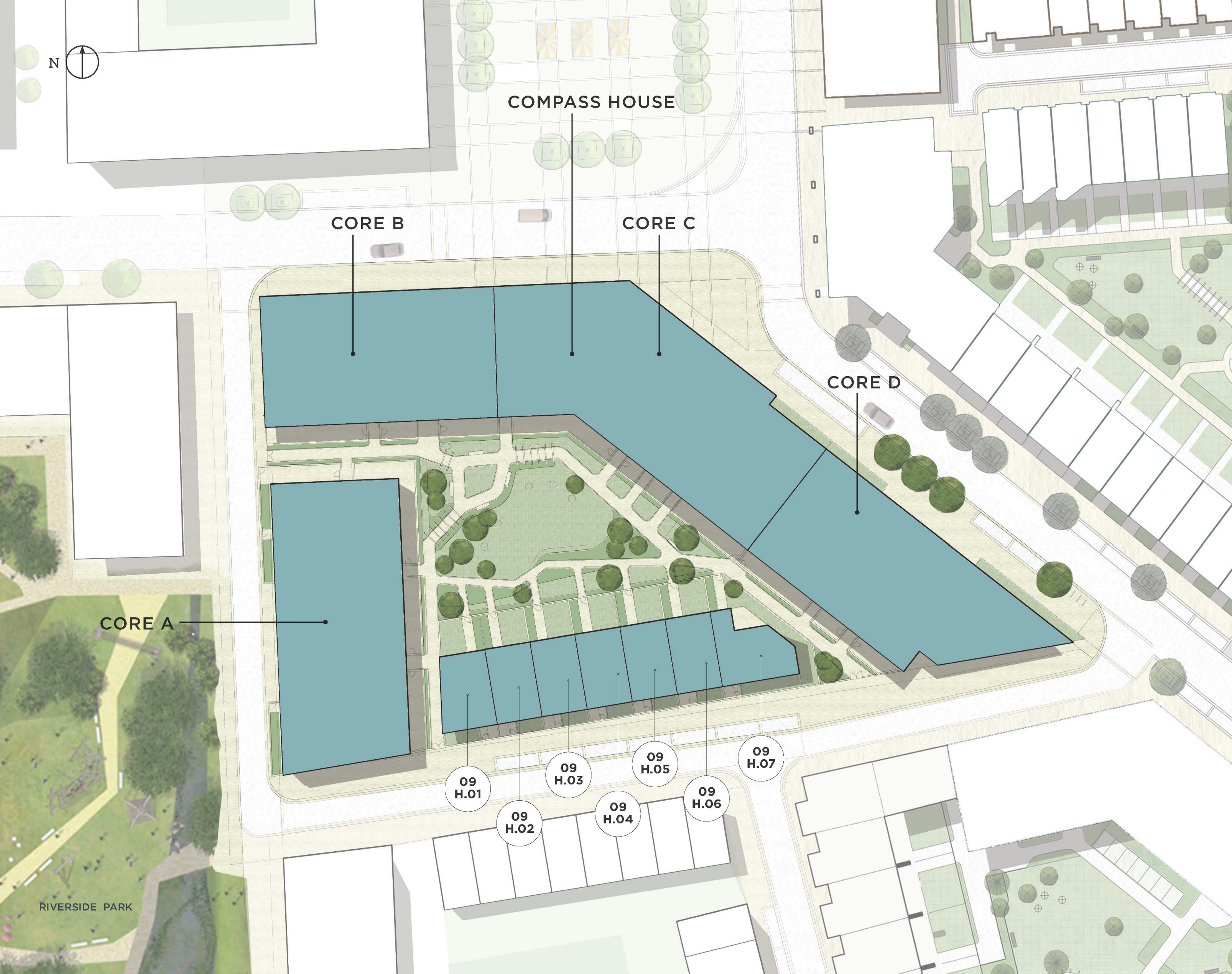
- LEGEND**
- A Apartments
 - T Townhouses

BARRIER HOUSE

MERIDIAN BUILDING

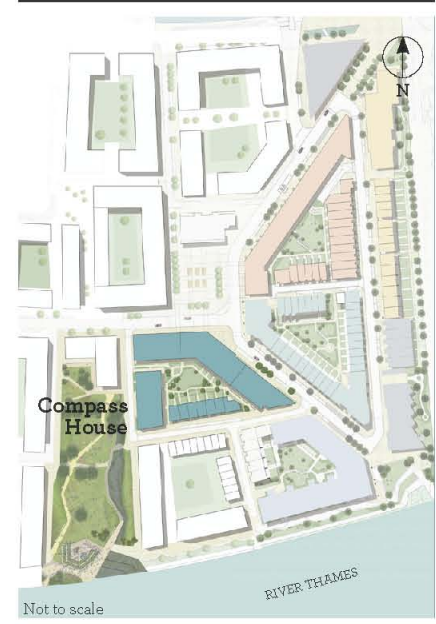
PONTOON DOCK DLR STATION





ROYAL WHARF
LONDON

COMPASS HOUSE



Disclaimer

This brochure and the information contained in it does not form part of any contract, and while reasonable effort has been made to ensure accuracy, this cannot be guaranteed and no representation or warranty is made in that regard. Apartment designs and layouts are indicative only and may change. The specification of the apartments is the anticipated specification as at the date this brochure was prepared, but may be subject to change in accordance with permitted variances under the apartment sale contracts. Dimensions shown in any text or plan are approximate sizes only and actual sizes may be different once constructed (although it is not anticipated that any apartments will be reduced by more than 5% in size). Computer generated images and photo's are indicative only. All sales remain subject to contract. All information regarding prospective commercial or retail tenants represents current intention only, and the final identity of the tenants may change. Furniture shown in Computer Generated Images and photo's is not included in sales. Royal Wharf is a marketing name only and will not necessarily form part of the approved postal address. Neither the agents nor any person in their employ has any authority to make or give any representation, warranty or guarantee (whether written or oral) in respect of or in relation to the development (or any parts thereof).



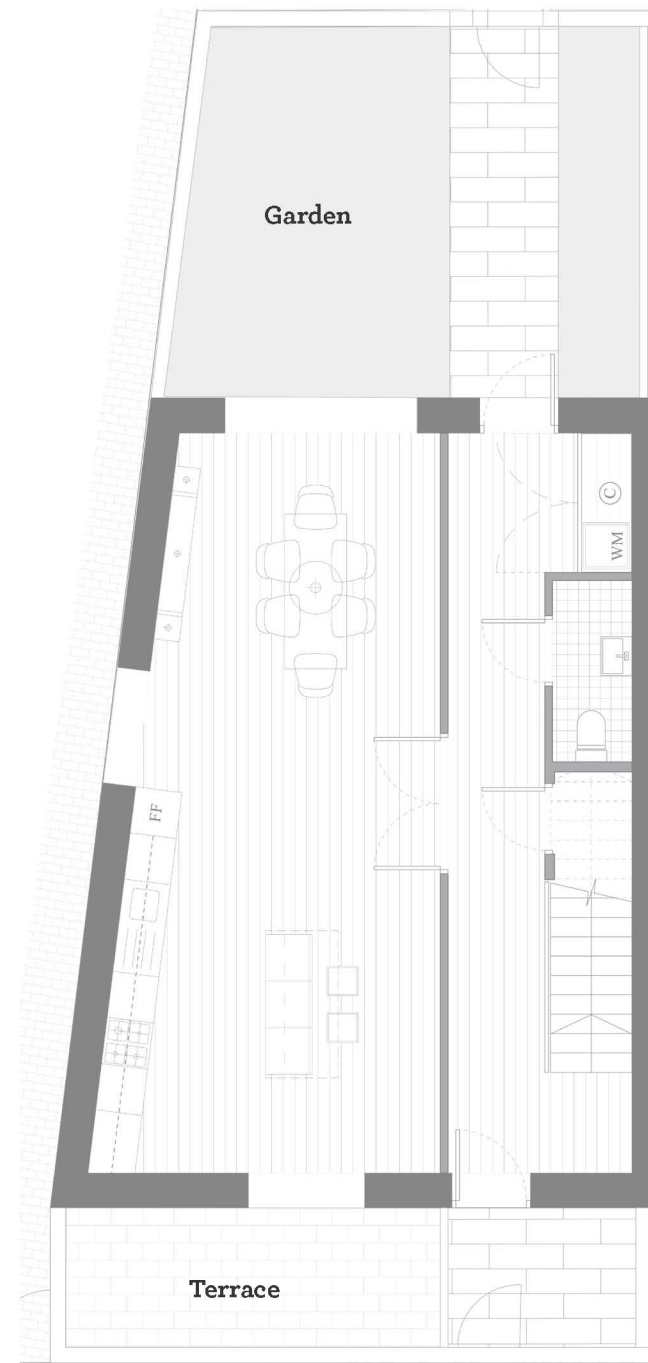
ROYAL WHARF LONDON

COMPASS HOUSE

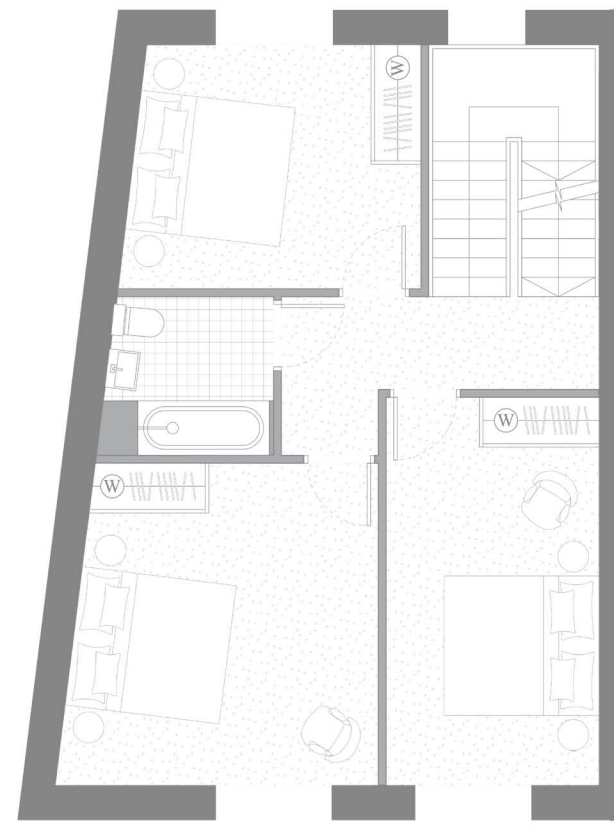
TOWNHOUSES

H.01

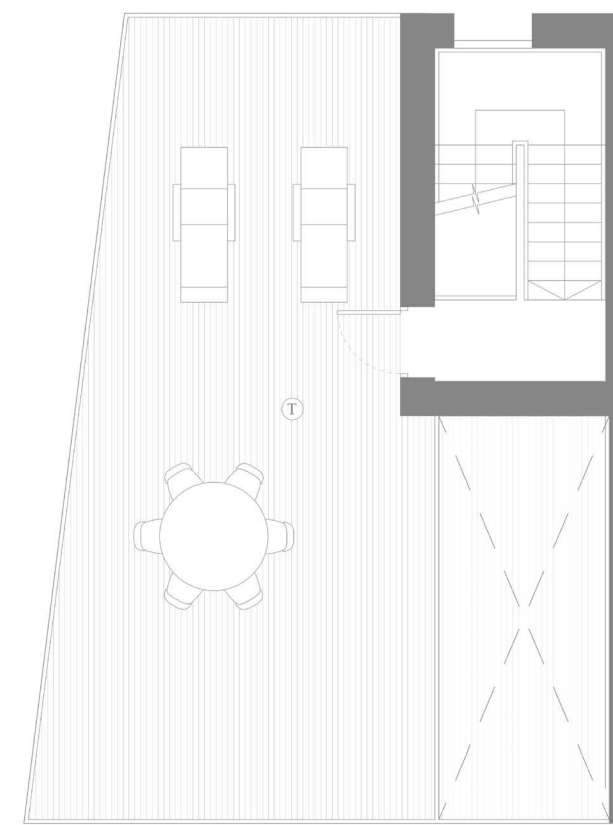
Internal area: 273.6 sq.m / 2945 sq.ft	Bedroom 3: 3770 mm x 3150 mm
Kitchen area: 5335 mm x 4260 mm	Bedroom 4: 5000 mm x 2750 mm
Dining area: 4565 mm x 3660 mm	First floor balcony: 5.4 sq.m / 58 sq.ft
Living area: 9235 mm x 4125 mm	Third floor balcony: 9.7 sq.m / 104 sq.ft
Bedroom 1: 7350 mm x 4035 mm	Roof Terrace: 37.8 sq.m / 407 sq.ft
Bedroom 2: 4150 mm x 3310 mm	Garden: 42.0 sq.m / 452 sq.ft



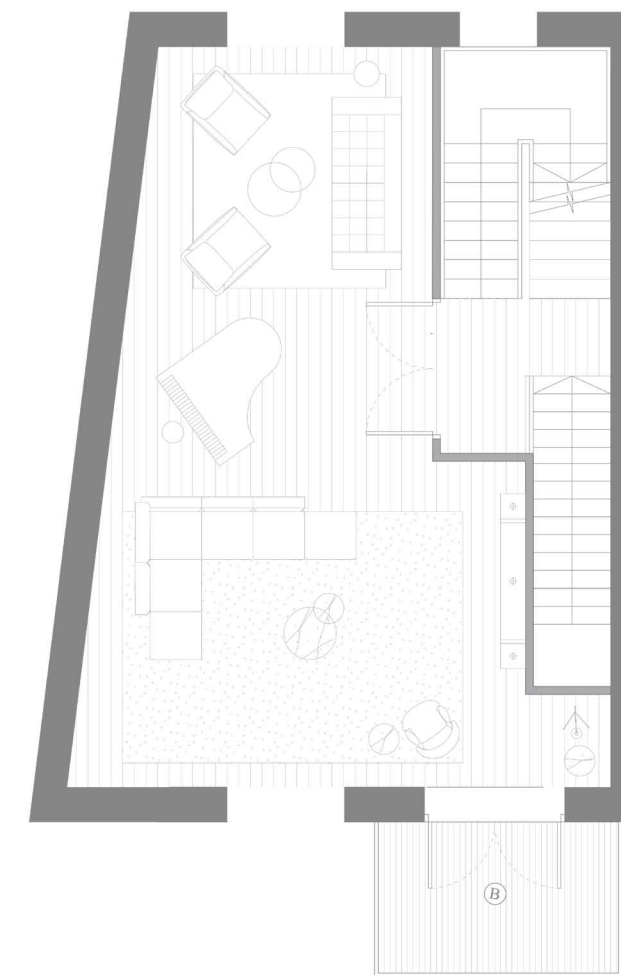
GROUND FLOOR



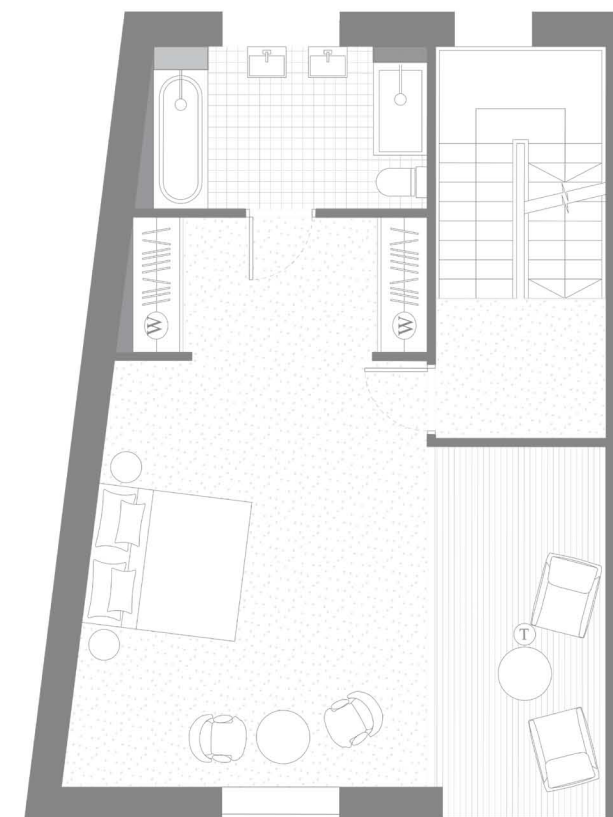
SECOND FLOOR



ROOF TERRACE



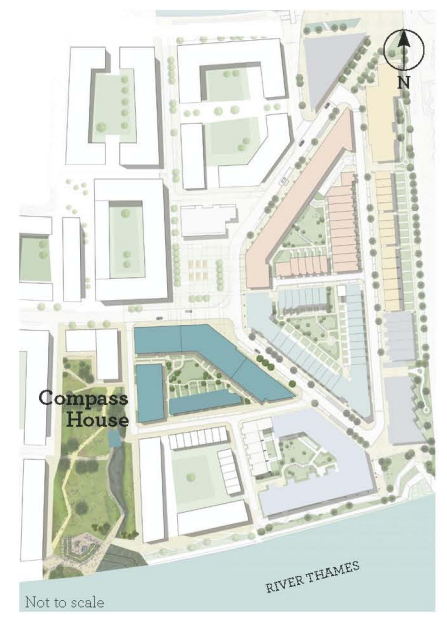
FIRST FLOOR



THIRD FLOOR

LEGEND

- C: Cupboard
- W: Wardrobe
- FF: Fridge Freezer
- WM: Washer/Dryer
- B: Balcony



Disclaimer
This brochure and the information contained in it does not form part of any contract, and while reasonable effort has been made to ensure accuracy, this cannot be guaranteed and no representation or warranty is made in that regard. Apartment designs and layouts are indicative only and may change. The specification of the apartments is the anticipated specification as at the date this brochure was prepared, but may be subject to change in accordance with permitted variances under the apartment sale contracts. Dimensions shown in any text or plan are approximate sizes only and actual sizes may be different once constructed (although it is not anticipated that any apartments will be reduced by more than 5% in size). Computer generated images and photos are indicative only. All sales remain subject to contract. All information regarding prospective commercial or retail tenants represents current intention only, and the final identity of the tenants may change. Furniture shown in Computer Generated Images and photos is not included in sales. Royal Wharf is a marketing name only and will not necessarily form part of the approved postal address. Neither the agents nor any person in their employ has any authority to make or give any representation, warranty or guarantee (whether written or oral) in respect of or in relation to the development (or any parts thereof).

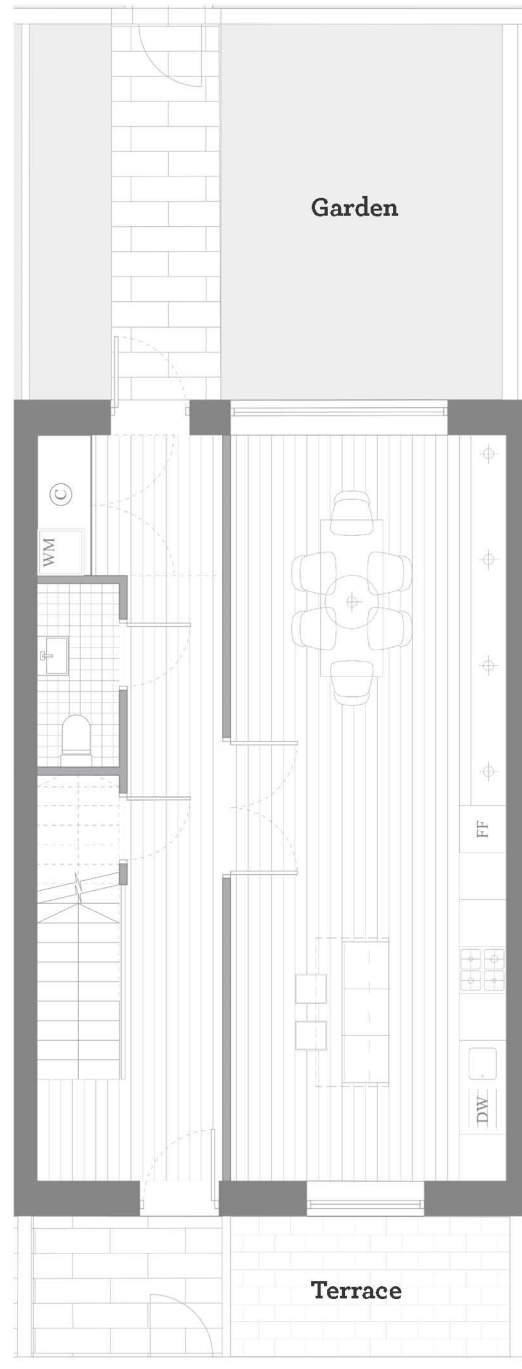


ROYAL WHARF LONDON

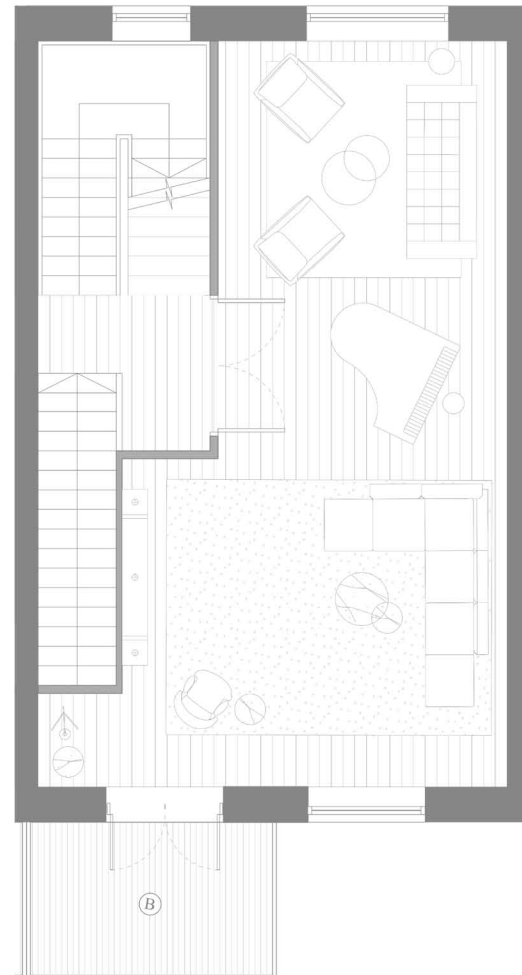
COMPASS HOUSE

TOWNHOUSES

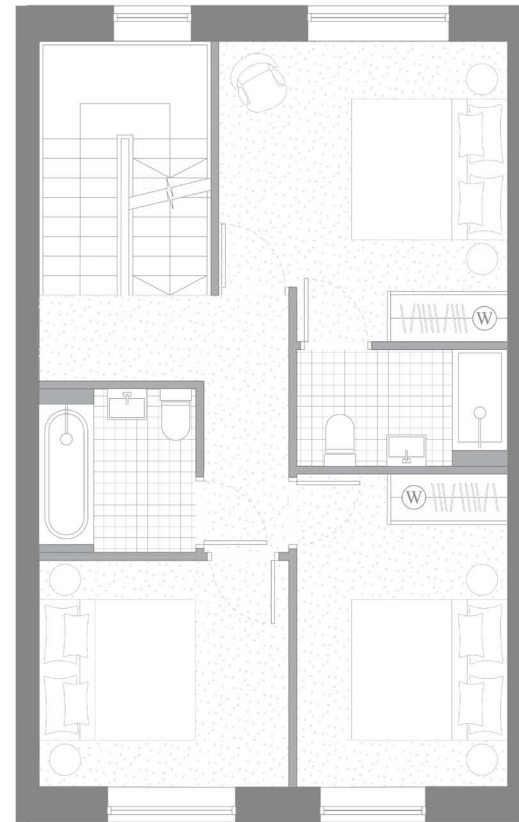
H.02-06



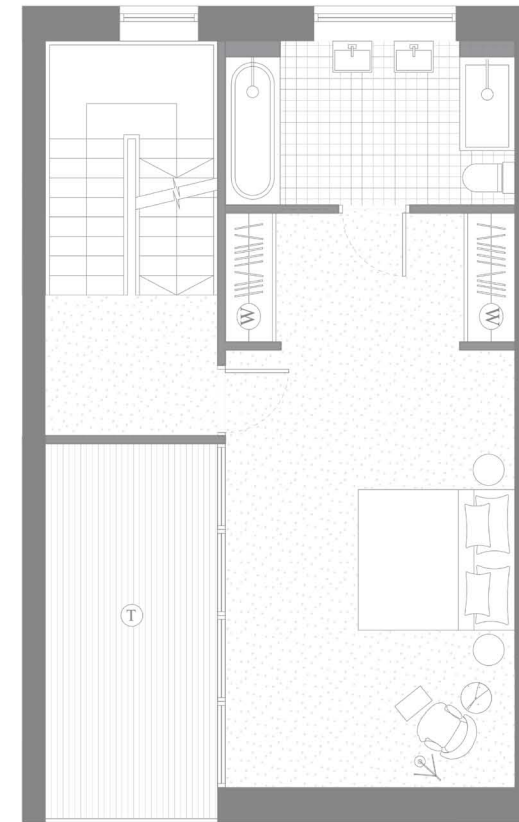
GROUND FLOOR



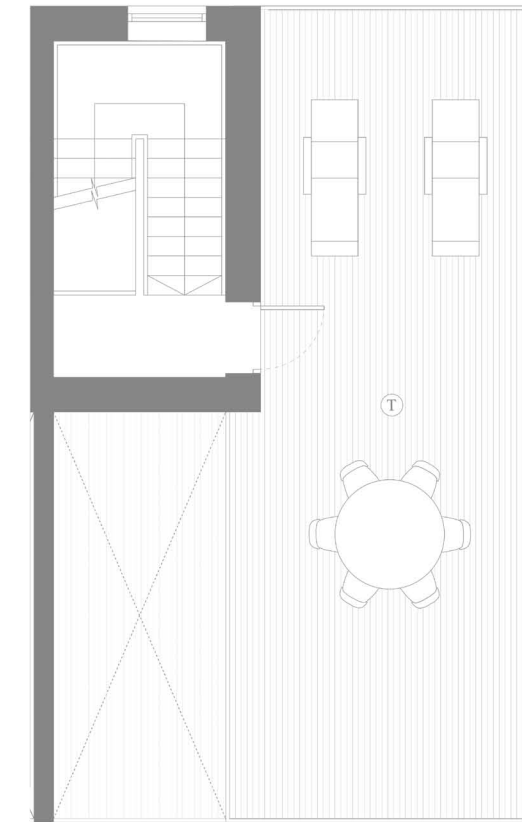
FIRST FLOOR



SECOND FLOOR



THIRD FLOOR

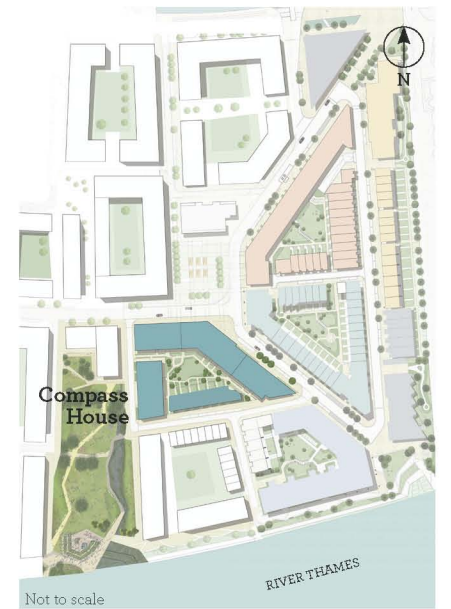


ROOF TERRACE

Internal area: 253.8 sq.m / 2732 sq.ft	Bedroom 3: 4000 mm x 2700 mm
Kitchen area: 4800 mm x 3525 mm	Bedroom 4: 3195 mm x 2900 mm
Dining area: 4750 mm x 3525 mm	First floor balcony: 5.4 sq.m / 58 sq.ft
Living area: 9550 mm x 4925 mm	Third floor balcony: 9.7 sq.m / 104 sq.ft
Bedroom 1: 3750 mm x 3700mm	Roof Terrace: 34.2 sq.m / 368 sq.ft
Bedroom 2: 3845 mm x 3700 mm	Garden: 39.9 sq.m / 429 sq.ft

LEGEND

- C: Cupboard
- W: Wardrobe
- FF: Fridge Freezer
- WM: Washer/Dryer
- B: Balcony



Disclaimer
This brochure and the information contained in it does not form part of any contract, and while reasonable effort has been made to ensure accuracy, this cannot be guaranteed and no representation or warranty is made in that regard. Apartment designs and layouts are indicative only and may change. The specification of the apartments is the anticipated specification as at the date this brochure was prepared, but may be subject to change in accordance with permitted variances under the apartment sale contracts. Dimensions shown in any text or plan are approximate sizes only and actual sizes may be different once constructed (although it is not anticipated that any apartments will be reduced by more than 5% in size). Computer generated images and photos are indicative only. All sales remain subject to contract. All information regarding prospective commercial or retail tenants represents current intention only, and the final identity of the tenants may change. Furniture shown in Computer Generated Images and photos is not included in sales. Royal Wharf is a marketing name only and will not necessarily form part of the approved postal address. Neither the agents nor any person in their employ has any authority to make or give any representation, warranty or guarantee (whether written or oral) in respect of or in relation to the development (or any parts thereof).



ROYAL WHARF

LONDON

COMPASS HOUSE

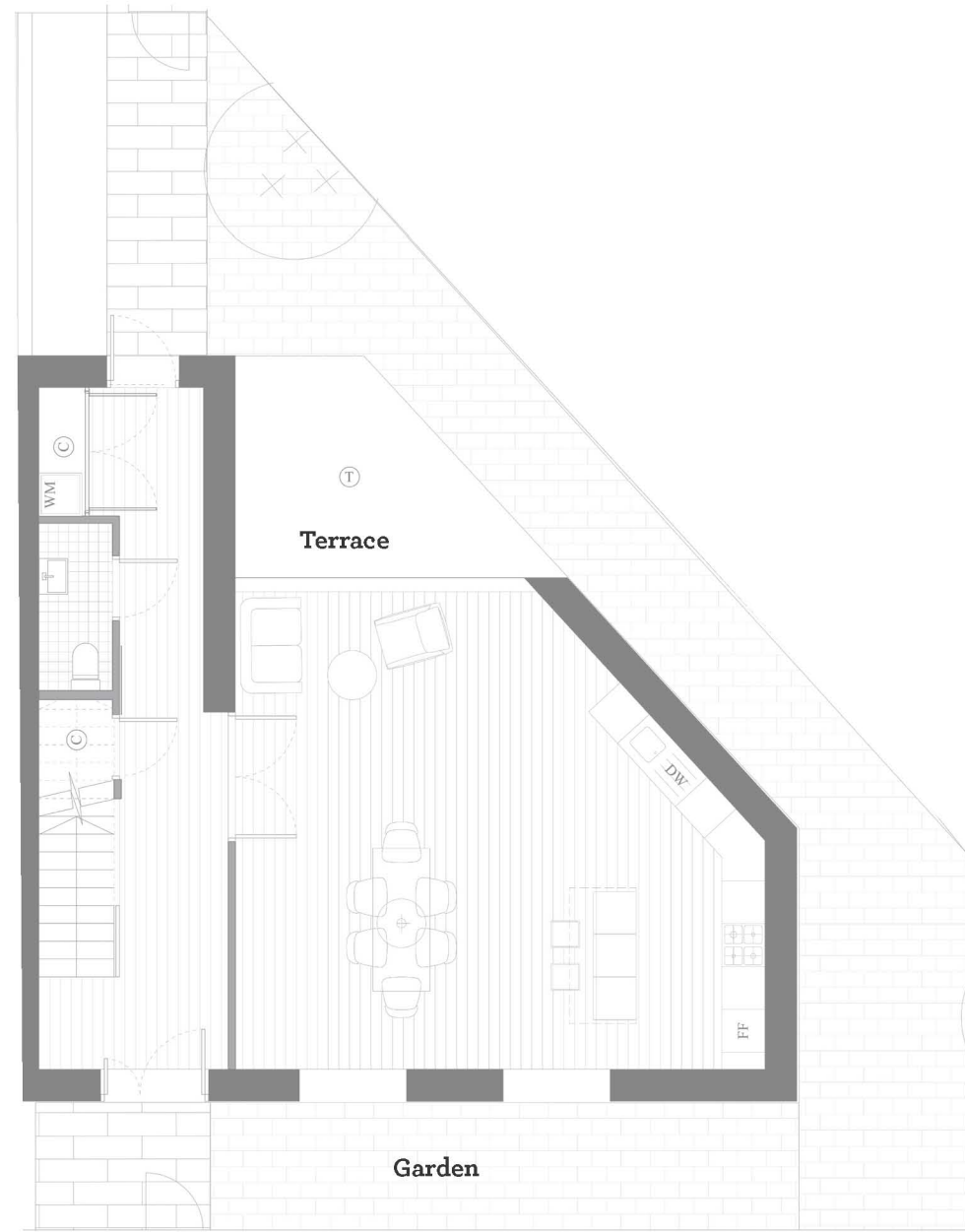
TOWNHOUSES

H.07

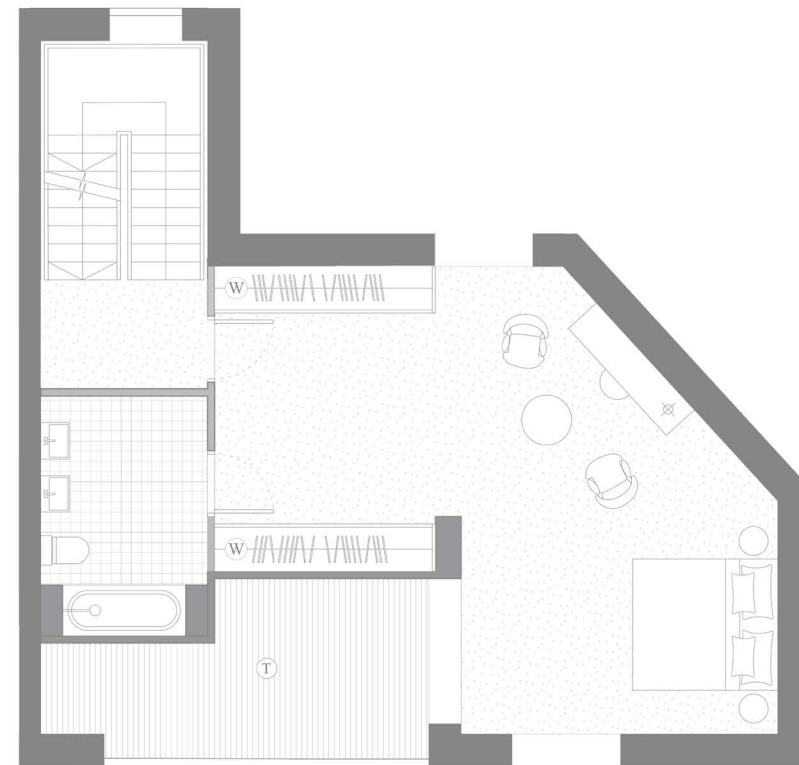
Internal area: 320.5 sq.m / 3450 sq.ft	Bedroom 3: 3605 mm x 2855 mm
Kitchen area: 5415 mm x 3665 mm	Bedroom 4: 3595 mm x 3000 mm
Dining area: 6685 mm x 3745 mm	First floor balcony: 5.4 sq.m / 58 sq.ft
Living area: 9065 mm x 6685 mm	Third floor balcony: 11.1 sq.m / 119 sq.ft
Bedroom 1: 7765 mm x 6440 mm	Roof Terrace: 56.1 sq.m / 604 sq.ft
Bedroom 2: 4850 mm x 3665 mm	Garden: 78.2 sq.m / 842 sq.ft

LEGEND

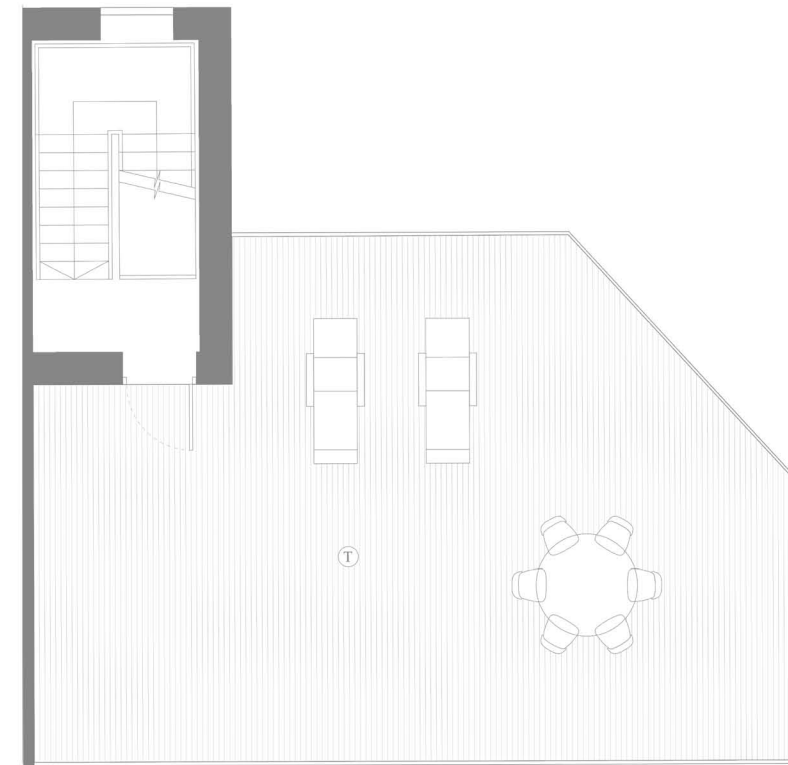
- C: Cupboard
- W: Wardrobe
- FF: Fridge Freezer
- WM: Washer/Dryer
- B: Balcony



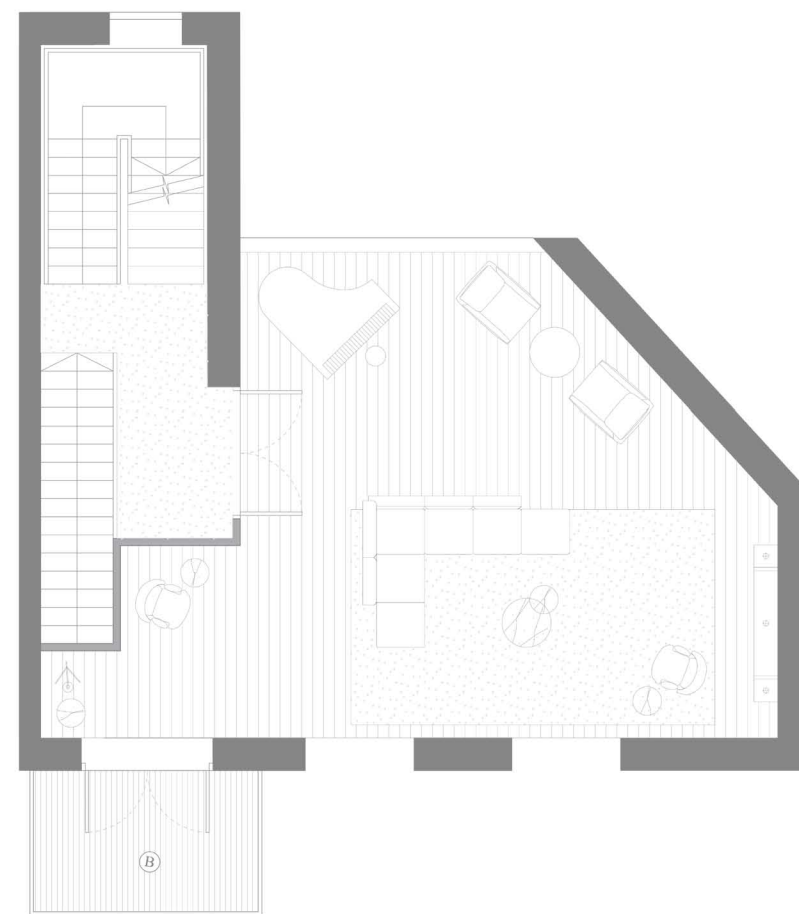
GROUND FLOOR



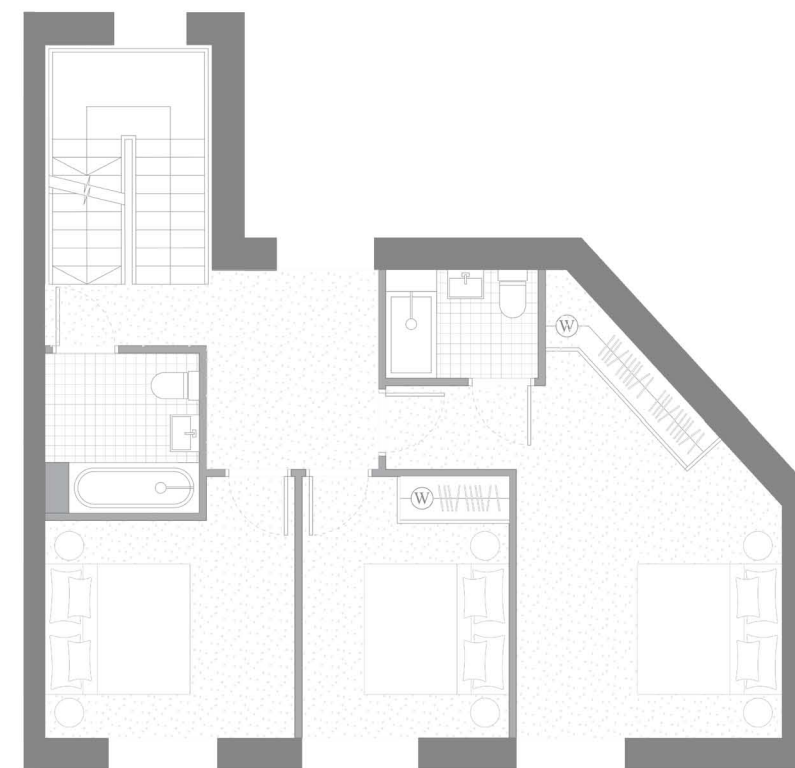
SECOND FLOOR



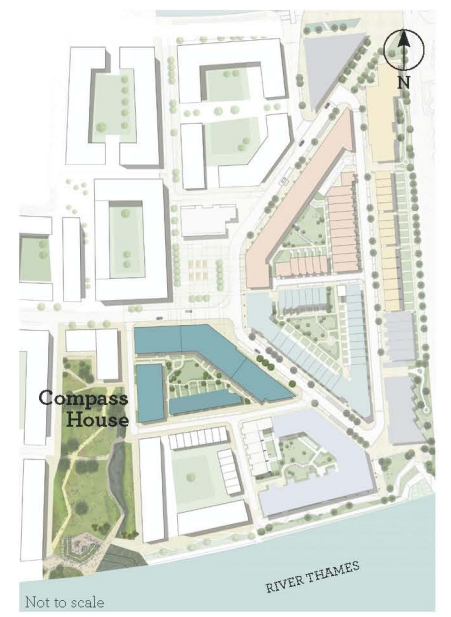
ROOF TERRACE



FIRST FLOOR



THIRD FLOOR



Disclaimer
This brochure and the information contained in it does not form part of any contract, and while reasonable effort has been made to ensure accuracy, this cannot be guaranteed and no representation or warranty is made in that regard. Apartment designs and layouts are indicative only and may change. The specification of the apartments is the anticipated specification as at the date this brochure was prepared, but may be subject to change in accordance with permitted variances under the apartment sale contracts. Dimensions shown in any text or plan are approximate sizes only and actual sizes may be different once constructed (although it is not anticipated that any apartments will be reduced by more than 5% in size). Computer generated images and photo's are indicative only. All sales remain subject to contract. All information regarding prospective commercial or retail tenants represents current intention only, and the final identity of the tenants may change. Furniture shown in Computer Generated Images and photo's is not included in sales. Royal Wharf is a marketing name only and will not necessarily form part of the approved postal address. Neither the agents nor any person in their employ has any authority to make or give any representation, warranty or guarantee (whether written or oral) in respect of or in relation to the development (or any parts thereof).